

2021 OFFICIAL MATCH PROGRAM

50th WINSTON P. WILSON CHAMPIONSHIP

&

**30th ARMED FORCES SKILL AT ARMS MEETING
RIFLE AND PISTOL MATCHES**



**HOSTED BY
THE NATIONAL GUARD
MARKSMANSHIP TRAINING CENTER**

**Box 11, Building 4904, Maryland Avenue
Camp Joseph T. Robinson
North Little Rock, Arkansas, USA 72199-9600**

**WPW 28 August – 02 September 2021
AFSAM 23 August – 03 September 2021**

06 April 2021



**DEPARTMENTS OF THE ARMY
ARKANSAS NATIONAL GUARD
NATIONAL GUARD MARKSMANSHIP TRAINING CENTER
BLDG 4904, BOX 11, CAMP JOSEPH T. ROBINSON
NORTH LITTLE ROCK, ARKANSAS 72199-9600**

NGAR-MTC-C

06 April 2021

**MEMORANDUM FOR Participants of the Winston P. Wilson Small Arms Championship and
Armed Forces Skill at Arms Meeting**

SUBJECT: Commander's Welcome to Competitors and Guests

1. On behalf of the entire staff of the National Guard Marksmanship Training Center (NGMTC) and the Arkansas National Guard, welcome to Robinson Maneuver Training Center. I sincerely appreciate that you have taken the time and interest in joining us to participate in this prestigious marksmanship competition. You will test your marksmanship skills against some of the finest military marksmen in the world. There are no greater formats in which to evaluate your professional ability with small arms than competitive events like the Winston P. Wilson Small Arms Championship and the Armed Forces Skill at Arms Meeting. These marksmanship sustainment training events have a remarkable history and foster a tremendous spirit of competition and camaraderie across the nation and around the globe. The NGMTC Staff and Marksmanship Advisory Council (MAC) Representatives have done their utmost to develop a combat-orientated, competitive marksmanship event that is exciting, challenging, and both physically and mentally demanding.
2. My goal is for each participant to leave this match having validated perishable marksmanship skills, while enforcing the lessons learned with fellow service members to ensure the success of future military operations.
3. I encourage each of you to consult with my staff on any issues that may arise. Once again, welcome to the National Guard Marksmanship Training Center. Good luck and best wishes for a successful and enjoyable championship match.

A handwritten signature in black ink, appearing to read "M. BusSELL", is located above the typed name.

**MARCUS A. BUSSELL
COL, FA, AR ARNG
Commanding**

KEY CHANGES AND NEW ITEMS FOR 2021

1. Match PI 2030 Combat Pistol Barricade Match. Stage 2 of the match has been reformulated to emphasize dominant one-handed firing at a greater distance.
2. Match RI3060 Special Zero. Added 600 yards to increase proficiency on over-match capabilities.
3. Match RT3180 Team Covering Fire. Added 600 yards and 400 yards to both increase proficiency on over-match capabilities as well as increase physical demand.
4. If the participant chooses to fire at the target(s), that participant has accepted the match conditions and forfeits their right to protest and shoot an alibi. If the target fails during the string of fire, and cannot be replaced during the course of fire, the participant may receive an alibi if and only if they stop firing and identify the issue to range staff. If they continue to fire at a target that has failed, then the participant forfeits their right to an alibi. (Annex D, appendix 4, 1.c.)
5. AFSAM matches have been added to increase the intensity of the matches. They include Combined Arms matches, Operational Rifle matches and Night matches.
6. AFSAM competitors are required to wear body armor and all equipment with the minimum weight of 15 kilograms or 33 lbs during operational phases of the competition.
7. First aid kit is a required item on the uniform for competition. (see Annex A, appendix 3, 2)

Key Changes from 2020 that are still in effect

1. Stage Starting Position and Follow up Engagement Position, Rifle. The stage starting position is now the LOW READY for all matches. After the initial exposure, the competitor will return back to the LOW READY position WITH SAFETY APPLIED and wait on the next command to fire. The competitor will repeat this process until the stage is complete. (see Annex D, appendix 6, 2.a.)
2. Follow up Engagement Position, Pistol. After the competitor has drawn from the holster and fired the first exposure shots, the competitor will assume the READY position, weapon on FIRE and wait until the next command to fire. The competitor will repeat this process until the stage is complete. (see Annex D, appendix 6, 1.b.)
3. COACHES: As defined in TC 3-22.9 appendix E, paragraph E-25 thru E-30. Each team is authorized a coach for team matches, **NOT** paper team matches, authorized team matches for coaching are: RT3170, RT3130, RT3180, CT5110, RT3120, PT2100, RT3195, CT5120, RT3600 and CT5160.

Table of Contents

ANNEX A - GENERAL INFORMATION

Appendix 1	Schedule of Events	08
Appendix 2	Administrative Information	10
Appendix 3	Uniform and Equipment	12
Appendix 4	Map	13

ANNEX B - WPW

Appendix 1	WPW Entry	15
Appendix 2	WPW Funding	17
Appendix 3	WPW Individual Registration Form / Request For Orders	18

ANNEX C - AFSAM

Appendix 1	AFSAM Entry	20
Appendix 2	AFSAM Funding	22
Appendix 3	AFSAM Team Registration Form	23

ANNEX D – RANGE OPERATIONS

Appendix 1	Weapon Information	25
Appendix 2	Ammunition	26
Appendix 3	Health and Safety	27
Appendix 4	Range Conduct	29
Appendix 5	Weapon Status Commands	31
Appendix 6	Firing Positions	32
Appendix 7	Scoring	34
Appendix 8	Tie Breaking Procedures	36
Appendix 9	Targets	37
Appendix 10	Barricades	39

ANNEX E – ADVANCED MARKSMANSHIP TASKS

Appendix 1	RI3060: (100-600) Special Zero	41
Appendix 2	PI2030/PT2330: Combat Pistol Barricade	42
Appendix 3	RI3020: Reflexive Fire	43
Appendix 4	RT3120: Movers	44
Appendix 5	PI2040/PT2340: Rapid Pistol CQB	45
Appendix 6	RI3010: Close Quarter Battle	46
Appendix 7	RT3170: The National Guard Infantry Team Match	47
Appendix 8	CT5120: Bianchi Battle	48
Appendix 9	PI2250/PT2350: Anti Body Armor	49
Appendix 10	CT5110: Combined Arms Barricade	50
Appendix 11	RI3250/RT3350: Combat Rifleman (Forward Assault)	52
Appendix 12	PI2210: Combat Pistol EIC	54
Appendix 13	RI3210: Combat Rifle Excellence-In-Competition (EIC)	55
Appendix 14	PT2100: General George Patton Combat Pistol Match	56
Appendix 15	RT3195: Know Your Limits Barricade Team Match	57
Appendix 16	RT3180: Covering Fire	58
Appendix 17	RT3130: Falling Plates	59
Appendix 18	RI3040: (100–600) AFSAM Special Zero	60
Appendix 19	CA1: The Xiphos	61
Appendix 19	CA2: The Hoplon	61
Appendix 20	RN1: Night Reflexive Fire	62
Appendix 21	RN2: Night Close Quarter Battle	63
Appendix 22	OR1: Hoplite Run	64
Appendix 23	OR2: Annual Weapons Qualification Table VI Stage 1	65
Appendix 24	RN3: Night Combat Rifleman (Forward Assault)	66

Appendix 25	RN4: Night Combat Barricade_____	68
Appendix 26	RT3600: International Interservice Rifle Team Match_____	70
Appendix 27	CT5160: Conaway Cup_____	72
Appendix 28	GVWT: Gen van Wiggen Trophy_____	73

ANNEX F - AWARDS

Appendix 1	WPW Awards Matrix_____	76
Appendix 2	AFSAM Awards Matrix_____	78

ANNEX A

General Information

APPENDIX 1 – SCHEDULE OF EVENTS

	22-Aug SUN	23-Aug MON	24-Aug TUE	25-Aug WED	26-Aug THU	27-Aug FRI	28-Aug SAT
RNG OPS	0600-0900 Support Staff In- processing Bldg 4901 1000 ROC Brief Bldg 4960 Range Prep all ranges	AFSAM Only: 1000-1800 Support Staff In-processing Bldg 4901 Range Prep all ranges 1100 -1700 R11 – Zero / Walk Backs 1700 - UTC Team Captain Meeting - R11 1900 Shooter Social at MWR Rock Lounge	AFSAM Only: 1200-1600 R3 – Pistol Practice R7 – Rifle Practice 1601-1630 Team Captains Meeting – R7 1700-1900 R3 – Zeroing Lasers R7 – Zeroing Lasers 2030-2359 R3- Practice R7- Practice	AFSAM Only: 1200-1700 R11 - Rifle Practice 1701-1729 Team Captain Meeting – R11 1730-1900 R11 - Confirm Zeros on Lasers 2030- 2359 R11 - Night fire Practice	AFSAM Only: 1200-1700 R3 – CA1 1200-1700 R7 – CA2 1701-1730 Team Captain Meeting – R5 2030-2359 R3 – RN1 R7 – RN2	AFSAM Only: 1200-1700 R11 – Hoplite Run 1200-1700 R9 - AWQ 1701-1730 Team Captain Meeting – R11 2030-2359 R11- RN3 & RN4	WPW Only: 1200 - 1800 R11 - RI3060 R13 - RI3060
WPW	NONE	NONE	NONE	NONE	NONE	Travel Early Registration and Weapon Safety Briefing- PEC Militia Hall For teams arriving prior to 1800 hours	0800 - 1200 Registration and Weapon Safety Briefing – PEC Militia Hall See Range OPS 1900 Team Captains meeting at TBD
AFSAM	TRAVEL	0800 - 1000 In-processing and Weapon Safety Brief Bldg 4901	See Range OPS	See Range OPS	See Range OPS	Released until SUN 0600	NONE

	29-Aug SUN	30-Aug MON	31-Aug TUE	01-Sep WED	02-Sep THU	03-Sep FRI	04-Sep SAT
RNG OPS	WPW/ AFSAM R3 - PI2030 R7 - RI3020 R8 - RT3120 1700 Team Captain Meeting at MTC Pavilion	WPW/ AFSAM R3 - PI2040 R7 - RI3010 R11 - RT3170 R13 - CT5120 1700 Team Captain Meeting at MTC Pavilion	WPW/ AFSAM R3 - PI2250 R7 - CT5110 R11 - RI3250 R13 - RI3250 1700 Team Captain Meeting at MTC Pavilion	WPW/ AFSAM R11 - RI3210 R13 - RI3210 R3 - PI2210 R7 - PI2210 Vendor Shoot 1700 Team Captain Meeting at MTC Pavilion 1930 AMNG Meeting at Bldg 4960	WPW/ AFSAM R3 - PT2100 R7 - RT3195 R13 - RT3180 R13 - RT3130 1700 Team Captain Meeting at MTC Pavilion	AFSAM Only R13 - RT3600 R13 - CT5160 Begin Range cleanup and equipment turn-in 1700 Team Captain Meeting at MTC Pavilion	Clear / turn- in all ranges, barracks, and facilities AFSAM Travel to HOR Travel (Out of state Support Staff) TBD Release of non-unit support staff
WPW	See Range OPS	See Range OPS	See Range OPS	See Range OPS 1900 Shooter Social at MWR Rock Lounge	See Range OPS 1900 WPW Awards Ceremony PEC Militia Hall	Travel to HOR	NONE
AFSAM	See Range OPS	See Range OPS 1900 Shooter Social at MWR Rock Lounge	See Range OPS	See Range OPS	See Range OPS	See Range OPS 1900 AFSAM Awards Ceremony PEC Militia Hall	TRAVEL

APPENDIX 2 - ADMINISTRATIVE INFORMATION

1. Responsibilities: All competitors are responsible for reading and knowing ALL the contents and rules contained in the Official Match Program (OMP).

2. PURPOSE: The Winston P. Wilson (WPW) Championship and the Armed Forces Skill at Arms Meeting (AFSAM), conducted by the National Guard Marksmanship Training Center (NGMTC), are annual events to promote marksmanship training. These championships offer service members from the National Guard and international community an opportunity to test marksmanship skills and weapon systems in a battle focused environment.

3. MATCH OFFICIALS: The Match Director is COL Andy Bussell; the Deputy Match Director is LTC David Stapp, WPW-AFSAM Officer-In-Charge is MAJ Megan Thomas.

4. DATES/LOCATION: The matches will be held at Robinson Maneuver Training Center, North Little Rock, Arkansas.

a. AFSAM: 23 August – 3 September 2021. (international teams may arrive as early as 20 August and depart not earlier than 3 September 2021)

b. WPW: 28 August – 2 September 2021. The only two authorized travel days are 27 August and 3 September. Early arrival and departure only authorized by the Match Director.

5. MATCH HEADQUARTERS: Match Headquarters is located in the NGMTC Administrative Building (#4904), Maryland Avenue. Phone number (501) 212-4500 commercial or DSN 962-4500.

6. Physical Screening: Participants must be medically screened prior to arrival at Camp Robinson to ensure that they are medically qualified and physically fit. Service members are not allowed to participate in violation of a physical profile. It is the individual's responsibility to ensure they are physically capable and authorized to compete and participate in the event. The commander of the NGMTC may not allow service members who are deemed a health risk to themselves or others to participate.

7. Match/Course of Fire Numbering System: All matches and courses of fire are labeled in a way to discern what type of match it is. The first number designates the weapon system discipline and the second number designates individual, team event or EIC event.

- (1) PI20XX – Pistol Individual
- (2) PT21XX – Pistol Team
- (3) PI22XX – Pistol EIC or Old version of Pistol EIC
- (4) PT23XX – Pistol Team (Paper Match; total combined scores from an individual match)
- (5) RI30XX – Rifle Individual
- (6) RT31XX – Rifle Team
- (7) RI32XX – Rifle EIC or "Old EIC" Rifle Course of Fire
- (8) RT33XX – Rifle Team (Paper Match; total combined scores from an individual match)
- (9) CI50XX – Combined Arms Individual
- (10) CT51XX – Combined Arms Team
- (11) CAX – Combined Arms AFSAM Individual (AFSAM ONLY)
- (12) RNX – Rifle Night Individual (AFSAM ONLY)
- (13) ORX – Operational Rifle Individual (AFSAM ONLY)

8. Scorecards: Scorecards are issued from the NGMTC STATS section during in-processing. Service members must ensure that all scorecards are accounted for during In-processing. Personnel reporting to the range without an individual scorecard are not allowed to participate. It is the participant's responsibility to verify, sign and turn the scorecard in to the Range OIC upon completion of each match.

9. Team Captain Meetings: Nightly team captain meetings are mandatory. All courses of fire will be reviewed to ensure that any changes are understood and that questions are resolved prior to the match in order to ensure a safe and fair competition. It is also an important forum for administrative information and feedback for the staff.

10. WEAPONS SECURITY: All weapons must be signed in immediately upon arrival at Camp Robinson. Weapons Security at Bldg 05958 will open at 0800, 27 August and remains open until 1200, 3 September 2021. **Teams are not**

allowed to store weapons at any other location. Weapons are not to be taken from the range complex, stored in vehicles or left unattended. AR190-11 standards must be met at all times. Failure to follow this policy may result in disqualification from the match and removal from the match. Individuals failing to turn in their weapons to Weapons Security by 2000 each day may forfeit their scores for the day. Weapons may not be cleaned in billets. Cleaning may only be done in designated weapons cleaning areas. Individuals are responsible for their own cleaning equipment and supplies. Weapons security will not issue weapons until 0500 on the designated travel day without a signed early departure form from the Match Director or his delegated authority.

11. EMERGENCY CONTACT: Family members who wish to contact a participant during the matches may phone Match Headquarters at commercial phone (501) 212-4500. Camp Robinson Security Police can be reached 24 hours a day at commercial phone (501) 212-5280.

12. FLAGS: International, state, and inter-service teams are encouraged to bring an appropriate flag to display during team matches. NGMTC will provide national flags for AFSAM teams during the awards ceremony.

13. LOCAL WEATHER CONDITIONS: The average high temperature for late August/early September is 85/92 degrees Fahrenheit and average lows are 63/70 degrees Fahrenheit with humidity levels averaging around 80%. Arkansas weather is largely a challenge to predict, so even though temperatures during this time may rise to above 90 degrees, plan for wet weather during this event. Average wind speed is between 7 and 10 MPH. It is common to have wind, rain, cool temperatures and thunderstorms simultaneously. Be prepared for the worst, and bring serviceable wet weather gear.

14. VISITING DIGNITARIES: Team captains with visiting dignitaries are responsible for notifying the NGMTC Public Affairs Officer at (501) 212-4565.

15. POINTS OF CONTACT: The following contains a listing of each POC and functional area:

Commercial Area Code (501)

		<u>DSN</u>	<u>Commercial</u>	<u>E-mail Address</u>
MAJ Megan Thomas	WPW/AFSAM OIC	962-4534	212-4531	megan.e.thomas.mil@mail.mil
MSgt Chalk Mitchell	Liaison Officer	962-4534	212-4534	chalk.s.mitchell.mil@mail.mil
MAJ Reese Austin	PAO/Protocol	962-4565	212-4565	theresa.l.austin7.mil@mail.mil
SMSgt Daniel Norwood	Armament	962-4543	212-4543	daniel.m.norwood.mil@mail.mil
WO2 Justin Holmes	STATS/ADP	962-5996	212-5996	justin.w.holmes8.mil@mail.mil
MAJ Noyal Brasfield	Logistics	962-4540	212-4540	noyal.e.brasfield.mil@mail.mil
SSG Collin Moore	RFOs/Registration	962-4517	212-4517	collin.p.moore.mil@mail.mil
SSG Taja Lewis	Finance/DTS	962-4546	212-4546	taja.l.lewis.mil@mail.mil

APPENDIX 3 - UNIFORM AND EQUIPMENT

1. UNIFORM:

a. VIP/Visitors/Observers. Duty Uniform (OCP/ABU) uniforms for military members.

b. Individual Participants.

- (1) OCP/ABU uniform.
- (2) Headgear for all competitors while on the range is the OCP/ABU patrol cap. (Boonie hats or team distinctive headgear are authorized for wear only while on the range).
- (3) Issued PASGT/MICH/ACH helmets are required for competitors while on the firing line.
- (4) Uniform and equipment must be as issued by parent unit (CANNOT BE MODIFIED).
- (5) The Army Combat Shirt is NOT AUTHORIZED for wear by U.S. military personnel unless worn under full complement of body armor and plates.

2. EQUIPMENT: WPW ONLY, SEE AFSAM ANNEX C FOR ADDITIONAL EQUIPMENT REQUIRED

a. Individual load-carrying equipment must be properly worn by all participants. This equipment will be as issued by the competitor's unit of assignment and must consist of the following items: (Note: a 5 point penalty will be assessed on the individual or team scorecard when it is identified that the minimum gear is not worn)

- (1) Fighting Load Carrier Vest (FLC), LCE, MOLLE Rack, IBA and/or plate carrier system. A battle belt may be used in conjunction with the FLC or LCE, but not as a stand-alone configuration for a load-carrying system. Pouches may be a matching civilian equivalent, but must be attached and patterned appropriately.
- (2) Pistol holster (either hip or leg attached) with manual retention device required for pistol matches (note: no cross draw or shoulder holsters are authorized).
- (3) Helmet, must be ballistic rated, no "bump" helmets made from plastic or any other material to mimic a ballistic helmet
- (4) One military as-issued attachable water source.
- (5) Rifle magazine pouches to contain 4 or more magazines.
- (6) Pistol magazine pouches to contain 4 or more magazines.
- (7) **Minimum** of 4 pistol magazines and 4 rifle magazines.
- (8) Hearing protection.
- (9) One military as-issued first aid kit with all contents and tourniquet
- (10) Eye protection is mandatory for all competitors and must be PROPERLY worn. Prescription eyeglasses or standard issue safety shooting glasses will suffice. Safety glasses are not available for issue. Only smoke or clear lenses are authorized.
- (11) Individual weapon systems will be holstered/carried properly during the conduct of the match unless directed otherwise by the tower (both weapon systems are required on the firing line during ALL matches).

b. Optional Participant Equipment:

- (1) Issued cold/wet weather garments may be worn, including overshoes, ponchos, raincoats and trousers.
- (2) Issued elbow and kneepads are authorized; all protective items must be worn in pairs if issued in pairs.
- (3) Civilian clothing is not allowed for participants during courses of fire or at any part of official competitions.
- (4) The issued poncho, shelter half or the equivalent, can be used as a ground cover or as a firing mat. No other ground sheets or firing mats are authorized. If the stage requires down range movement, the participant must remove the ground cover from the firing point before moving down range.
- (5) As issued ruck/assault packs and other accessory pouches may be used at the discretion of the participant.
- (6) Shooting stools may be used but cannot be taken forward of the assembly line.
- (7) Competitors are authorized to bring 2 uppers for their service rifle.

c. Optical Aids:

- (1) **Binoculars and Telescopes:** Binoculars (10 power magnification or less) and telescopes with stands or rests are allowed.
- (2) **Sighting Devices:** Altering or modifying eyeglass lenses are not permitted. Eye patches covering the non-firing eye are not permitted. Sighting devices, such as Gehmann clip on iris, Merit adjustable aperture, or Knobloch

APPENDIX 3 - UNIFORM AND EQUIPMENT

adjustable shooting glasses, are not permitted. This also includes putting blinders on helmets or glasses.

APPENDIX 4 – MAP

ANNEX B

Winston P. Wilson Championship

APPENDIX 1 - WPW ENTRY

1. LETTERS OF INTENT: State Marksmanship Coordinators must forward a team participation Letter of Intent (LOI) **NLT 28 June 2021** to a Match Official directly or to the NGMTC Mailbox at ng.ar.ararng.mbx.ngmtc@mail.mil, Subject line "2021 WPW Letter of Intent to Participate" + the STATE. The LOI may be in the form of a simple memorandum or an email from the State Marksmanship Coordinator that declares the intent to participate and the number of teams that are to be entered. Each state must field an "A" team in order to field subsequent teams. States may include a "C" team on their Letter of Intent. "C" teams will be only authorized to participate when open range capacity exists. "C" team opportunities will be prioritized by LOI submission dates. The maximum number of WPW participants is limited to 500 comprising of 128 teams. The Request for Orders (RFO) is the primary form of registration. States may submit LOIs for additional "C" teams until **12 July 2021** cut-off.

a. Team Composition: A WPW Team will consist of 4 competitors. An "A" teams **must** consist of a minimum of 50% new shooters. Only the "A" team will compete for team All States Trophy. If a "B" or "C" team meets the 50% new shooter rule, then it will be eligible for team awards, but not the All States Trophy. All teams must be declared during registration. Competitors must fire all matches (individual and team) as a member of a team. In order to participate in training opportunities, competitors that are not members of an "A" team and do not have a complete state team, may be randomly squadded into a composite teams with other individuals. These composite teams are not eligible for any team awards and may compete for "for honors only." Individuals on these composite or "honors only" teams are eligible for individual awards.

b. Coaches: As defined in TC 3-22.9 appendix E, paragraph E-25 thru E-30. Each team is authorized a coach for team matches, **NOT** paper team matches, authorized team matches for coaching are: RT3170, RT3130, RT3180, CT5110, RT3120, PT2100, RT3195, and CT5120. A coach can be a peer coach who is a firing team member from an "A" or "B" team coaching the other team, when squadding allows, or an experienced coach whose only duty is to coach a state team(s). The experienced coach can coach **ALL** their state teams or just one team and must be from the same state. There will be **NO** NGMTC funding for an experienced coach, the state must provide all funding. Coaches must follow all uniform requirements of the firing team members.

c. Substitutions: Once teams are declared at registration, individual substitutions are not allowed. The only authorized substitutions allowed are for the "A" team in the event of an injury or illness. This condition must be verified by the Troop Medical Center and the Match Director. Team substitutions for a personal emergency requiring a team member to return to home station may be considered on a case-by-case basis and will be decided by the Match Director. In the event of a substitution, the team must swap shooters of similar status ("old" for "old and "new" for "new"). Team substitutions are not authorized without direct consent from the Match Director/OIC.

2. PRE-REGISTRATION: Individual **Request for Orders (RFO)** will be used as the match registration form and must be received by NGMTC **NLT 12 July 2021** to participate in the event. See Annex B, Appendix 3 for the registration form and instructions.

3. ELIGIBILITY and PARTICIPATION: Civilians, retired military and state militia personnel are prohibited from participating in the WPW Championship regardless of the type of match. All participants must be on orders in a military duty status and wear the appropriate uniform for that service.

4. PARTICIPANT CLASSIFICATION: Individuals and teams are classified based on previous participation in specific matches or national level events.

a. Individual Classifications: Individual classification is either "Open" or "Novice". A Novice participant is an individual that has **never** participated (fired a round in any match) at:

Winston P. Wilson (sniper, small arms, or machine gun)

U.S. Army Small Arms Championship (All Army)

National Matches either NRA or CMP (with exception of CMP vintage rifle matches) in any firearm discipline: target rifle/pistol, action pistol, silhouette, etc.

Inter-service Championships at Fort Benning, GA or Quantico, VA

National level sanctioned rifle pistol and multi-gun event.

ISSF sponsored event or any international/world shooting event in any shooting discipline

Excluding participation as a junior shooter in all the above listed events

An "Open" participant is an individual who has participated (fired a round in any match) at the events previously listed.

b. Team Classifications: Individuals are classified for team participation as either "Old" or "New". An "Old" shooter is an individual that has fired on an "A" team at the Winston P. Wilson Matches since 2007, and a "New" shooter has not fired on the "A" team at this event.

c. EIC: Eligibility for leg points will be in accordance with AR 350-66 dated 23 September 2019 (Army) and AFI 34-266 dated 25 September 2018; eligibility standards will not change in the pending regulation update. Participants may walk-on and fire the EIC matches only, as long as registration requirements are met before the individual starts the match. Non-U.S. service members participating in the AFSAM are not eligible for EIC points and are allowed to fire the match.

APPENDIX 2 - WPW FUNDING

1. FUNDING: NGMTC will fund not more than two teams (“A” and “B”), combination of ARNG and ANG, from each state or territory. However, rank restricted individuals and “C” teams are authorized to attend if space is available and funding is provided by their state. National Guardsmen on Title 10 orders are eligible to participate, but cannot be funded by NGMTC. To receive funding participants must meet LOI and registration deadlines.

a. “A” and “B” Teams: NGMTC funds all expenses for members of one “A” team and one “B” team. However, they cannot exceed the ranks of E8, CW4, or O4. Any ranks exceeding this will be funded by their home state or will be sent home at their state’s expense. Exceptions to this policy will be made on a STRICT case-by-case basis.

b. “C” Team and EIC Walk-ons: “C” team members and EIC walk-ons must be funded by their state or territory. These individuals must still meet registration requirements. There are no rank restrictions on state or territory funded participants

c. ARNG Funding Codes: The NGMTC Finance Section will provide each state’s J/G-3 or DCSOPS with a Letter of Authority (LOA) containing the ARNG funding codes (lines of accounting) in order to process military pay orders for competitor attendance. Once orders are cut, a copy must be emailed back to the NGMTC Finance Section. The LOA will also contain the Defense Travel System (DTS) Cross Org information to correctly route Authorization and Voucher processing.

d. ANG Funding: Air National Guard (ANG) participants must submit the Request for Orders form (Appendix 3). ANG participants cannot use ARNG funding codes published by the NGMTC. ANG participants attend in an active duty status using special training workdays provided by NGMTC/AIR, if funding is available. ANG state participants will utilize AROWS pay and DTS for travel on their military status and as determined by NGMTC/AIR. ANG specific questions should be directed to prior to attending the event.

2. BILLETING: Lodging IS NOT available at PEC. There are **no** on-post facilities for spouses, family or guests. Participants are billeted at the Morris Moore Troop Complex in heated, open-bay barracks at no cost to the individual. Team integrity is maintained. Linens are NOT furnished. Wall lockers are available (one per individual in limited amounts) and can be secured with your padlock. Pay phones are available. Towels and toiletries ARE NOT provided. Based upon availability, participants are authorized to use on-post billeting at their own expense. On-post Billeting costs range from \$7-\$15 US Dollars per day based on rank. To make reservations for on-post Billeting, contact the Camp Robinson Post Billeting Section at commercial (501) 212-5274/5 or 1- 800-355-3205. Participants may stay on the economy **at their own expense** (contact the NGMTC for recommendations for locations within 20 minutes of the front gate at military rates. **Statements of non-availability will not be issued.**

3. RATIONS: Government meals are not provided. The authorized M&IE rate for Camp Robinson is \$54 per day (\$40.50 for the first and last day of orders).

4. TRANSPORTATION: Authorized modes of transportation for NGMTC funded teams to and from the event will be specified by each state team’s Letter of Authorization published by the Finance Section. These authorizations will be based on the most cost effective and practical means of transportation for that teams’ circumstances.



a. Use of state supported GSA vehicles is the preferred mode of transportation (when available). When GSA is not available, NGMTC may authorize a commercial rental vehicle at a common point of departure and return on one of team member’s DTS authorization. Privately Owned Vehicles (POV) may be authorized for participants (minimum of two participants per POV) within a 400 mile radius of North Little Rock, Arkansas. Participants traveling by POV will only be reimbursed up to the cost of common carrier. Additional days for travel will not be authorized when traveling by POV and competitors must plan their travel itinerary to ensure that they comply with safety guidelines for rest and driving distances, as well as regulatory guidance for security of weapons. Requests for early departures that include driving all night after the awards ceremony will be denied.

b. Commercial Air may be authorized for teams outside the 400 mile radius and where it is more practical and economical than ground transportation. Excess baggage fees and secondary modes of transportation must be planned for when moving by commercial air. Approval for commercial air and itineraries must be received from NGMTC Finance Section prior to making any flight reservations or commitments.

c. Parking is only authorized in designated areas while on Robinson Maneuver Training Center.

APPENDIX 3 - WPW INDIVIDUAL REGISTRATION FORM / REQUEST FOR ORDERS

The digital (Excel format) Request for Orders form (NGMTC-RFO JAN 20) must be filled out for each participant and emailed to the NGMTC RFO server at [ng.ar.ararnq.mbx.ngmtc@mail.mil](mailto:nq.ar.ararnq.mbx.ngmtc@mail.mil). Notify the Match OIC of any changes to initial team registrations and include this same RFO for the new participant. Copies of this form are given to the SMC and are available upon request.

 National Guard Marksmanship Training Center (NGMTC) Request for Orders (RFO) and Event Registration Form Fiscal Year 2021 									
NGMTC Email Address: nq.ar.ararnq.mbx.ngmtc@mail.mil									
PRIVACY ACT STATEMENT: AUTHORITY: Title 10 USC 3012 and EO 9397. ROUTINE USES: Assign individual to correct component, classification, event and prepare participant roster. Social security number is used for positive identification. Home address ensures the delivery of correspondence.									
Section I: Requester Information									
Last Name	First Name	Middle Initial	Full SSN	DoD ID Number	Date of Birth (DOB)	Rank:	Marital Status		
Component:	Home of Record Address		City	State	ZIP Code	Paid Entry Basic Date (PEBD)	Expiration of Term of Service (ETS) Date		
						2-Feb-2002	24-Apr-2024		
Email Address (can be non-military)				Primary/Cell Phone #		Gender			
Section II: Centrally Funded (AFCOS) Orders and Travel (DTS) Information									
Current Duty Status:	Funding Source:	Event/Course/Purpose:		Report to/further TDY Location:		Date Request (Include Authorized Travel Days)			
						Start Date	End Date		
Mode of Transportation:	Rally Point Departure Location (City):	Rally Point Departure Location State:	Rally Point Departure Location ZIP Code:	Government Quarters Available:		Total # of Days Requested for this TDY:			
						1			
DTS Profile Type:		GTCC Holder:		Registration/Match Fees:		Fee Amount include Team Fees:		\$	-
Comments/Justification for Travel:									
Section III: Emergency First Name & Last Name:									
First Name & Last Name:		Home Address Street/Dr./Ln			City	State	ZIP Code		
Relationship:				Emergency Contact Phone Number:					
Section IV: Unit Authorizing Official Section (RNCO or TNCO)									
a. The Authorizing Official verifies that "Requester" has not been convicted of any act of domestic violence. b. Sanctuary information: The Authorizing Official verifies the "Requester" does not have 17 or more years of active service, whereby qualifying for sanctuary, will not exceed 1,095 cumulative days as a result of this duty, whereby exceeding NGB end strength cap and or qualifying for separation pay. Reference: NGB-ARH Policy Memorandum #6-023. c. The Authorizing Official verifies the "Requester" is not Profiled or Flagged and is physically and mentally capable of performing the requested duty. d. The Unit Authorizing Official email of the undersigned has verified all above information is accurate pertaining to the "Requester" above! e. The Unit Authorizing Official email of the undersigned will certify Pay & Allowance Orders in MYUNIT Pay (ARMY Only) for "Requester" above! f. The Unit Authorizing Official email of the undersigned has the capabilities to view and or track DTS Authorizations and Vouchers of "Requester" above!									
Total Active Federal Service (TAFS)			Personnel Action Information		Authorizing Official Name (RNCO or TNCO)				
Total # of Years	Total # of Months	Total # of Days	Administratively Flagged:		Authorizing Official Email Address				
			Medical Limiting Profile:		Authorizing Official Phone #				
Section V: Requester Registration Section									
Team Classifications: A shooter shall be classified for team assignment as either an "Old" or "New" shooter. Based on requirements within the WPW Official Match Program, an "Old" participant is an individual that has fired on an "A" team at the Winston P. Wilson Matches since 2007, and a "New" participant has not fired on an "A" team. "B" and "C" team members and individual participants are classified as "New" until firing as a member of a "legal competing" "A" team. A legal team is one that meets the 50% new shooter rule. Any ad hoc or mixed teams (teams composed of shooters combined from different states) may compete out of competition or for "honors only." These "mixed" teams are not eligible for any team awards.									
Individual Classifications: A "Novice" participant is an individual that has never participated (fired a round in any match) at the Winston P. Wilson, the US Army Small Arms Championship (All Army), the National Matches at Camp Perry or the Interservice Championships at Fort Benning, GA or Quantico, VA. If an individual does not qualify as a Novice Shooter, he/she will be considered as an "Open" participant.									
Distinguished Classification: Only if shooter has received the Distinguished Rifle and or Pistol Shooter Badges or Official Orders.									
Individual Shooting Classification:	Distinguished:	Team Shooting Classification:	Team Declaration:		Guard Affiliation State or Territory:				
Unit Name	Unit Address Street/Dr./Ln			Unit City	Unit State	Unit Zip Code			
Team Captain	Phone #		Email Address (can be non-military)						

ANNEX C

Armed Forces Skills at Arms Meeting

APPENDIX 1 - AFSAM ENTRY

1. LETTERS OF INTENT: Teams are authorized to enter AFSAM by invitation only. Teams that received an invitation through their embassy or major command must forward their letter of intent, including the total number of personnel attending and projected arrival date to the AFSAM OIC by **28 June 2021**. Letters may be emailed to the NGMTC mailbox at ng.ar.arang.mbx.ngmtc@mail.mil.

2. PRE-REGISTRATION: Team rosters must be received at the NGMTC not later than **12 July 2021**. All participants and teams must be pre-registered by email or hardcopy. Walk-on individual or team entries are not accepted. Team members must shoot all courses of fire. See Annex C, Appendix 3 for registration form.

3. REPORTING AND IN-PROCESSING:

a. Arrival: Teams should plan travel to arrive on or before **22 August 2021**. Team itinerary must be forwarded to the AFSAM OIC or liaison officer as soon as possible in order to coordinate transportation and lodging. Match registration is open from 0800-1000 on **23 April 2020**. Early arrivals must be coordinated with the liaison officer and notified in advance. Weapons must be in-processed at Building 05958 immediately upon arrival (during duty hours). Weapons security for arrivals during non-duty hours will have to be coordinated with the liaison officer. All participants must have appropriate orders, identification tags, and a military identification card upon arrival at Camp Robinson. Each individual must have a weapons issue card from Weapons Security before starting the registration process.

b. AFSAM Entry Fee: The AFSAM entry fee is **\$80.00 (USD)** for all competitors, coaches and support personnel. Entry fees include the cost of the social, awards banquet meal and event tee-shirt. Individuals that are not required to pay the entry fee and wish to attend the AFSAM awards ceremony banquet shall pay \$30.00. The preferred method of payment is cash (USD). Checks must be drawn from a U.S. bank. National Rifle Association award points and credit cards are not accepted for payment of entry fees.

4. ELIGIBILITY: Team members must be part of their country's part-time or full-time military force and must be officially sanctioned through their embassy. Written verification of the country's embassy or defense department approval is required. Written verification should contain a translated document in English. Retired military personnel are prohibited from participating in the AFSAM regardless of the type of match. All participants must be on orders in a military duty status and wear the appropriate uniform and equipment for that service. All participants are expected to understand the commands provided on the ranges. They may have an interpreter present on the line, but the interpreter may not interfere with operations or jeopardize the safety of the competitors.

5. EQUIPMENT: AFSAM ONLY, MUST weigh 15 kilograms or 33 pounds.

a. Individual equipment must be properly worn by all participants. This equipment will be as issued by the competitor's unit of assignment and must consist of the following items: (Note: a 5 point penalty will be assessed on the individual or team scorecard when it is identified that the minimum gear is not worn)

(1) Body Armor Vest/Plate Carrier with front and rear plates (training plates are authorized). Lite weight plates that mimic the size and shape of an actual ballistic plate are not authorized, i.e. no styrofoam or cork plates.

(2) Fighting Load Carrier Vest (FLC), LCE, MOLLE Rack, IBA can be used in conjunction with the body armor vest/plate carrier but is not required if all equipment is attached to the body armor vest/plate carrier. A battle belt may be used in conjunction with body armor vest, plate carrier and FLC or LCE, but not as a stand-alone configuration for a load-carrying system.

(3) Helmet, must be ballistic rated, no "bump" helmets made from plastic or any other material to mimic a ballistic helmet

(4) Pistol holster (either hip or leg attached) with manual retention device required for pistol matches (note: no cross draw or shoulder holsters are authorized).

(5) One military issued attachable water source (or civilian equivalent).

(6) Rifle magazine pouches to contain 4 or more magazines.

(7) Pistol magazine pouches to contain 4 or more magazines.

(8) **Minimum** of 4 pistol magazines and 4 rifle magazines.

(9) Hearing protection.

(10) Eye protection is mandatory for all competitors and must be PROPERLY worn. Prescription eyeglasses or standard issue safety shooting glasses will suffice. Safety glasses are not available for issue. Only smoke or clear lenses are authorized.

(11) Individual weapon systems will be holstered/carried properly during the conduct of the match unless directed otherwise by the tower (both weapon systems are required on the firing line during EIC matches).

(12) PEQ-15 aiming laser or your branch/countries equivalent

(13) PVS-14 night vision or branch/countries equivalent

6. COACHES: As defined in TC 3-22.9 appendix E, paragraph E-25 thru E-30. Each team is authorized a coach for team matches, **NOT** paper team matches, authorized team matches for coaching are: RT3170, RT3130, RT3180, CT5110, RT3120, PT2100, RT3195, CT5120, RT3600 and CT5160. A coach can be a peer coach who is a firing team member from another AFSAM team coaching the other team, when squadding allows, or an experienced coach(s) who's only duty is to coach a team(s). The experienced coach(s) can coach **ALL** their teams or just one team and must be from the same country/military organization. AFSAM coaches do **NOT** have to follow the uniform requirements of the firing team members.

7. AFSAM SOCIAL: The AFSAM social will be held on Monday, 23 August 2021 beginning at 1900. Location will be at the Camp Robinson MWR Complex (Rock Lounge). Uniform will be civilian business casual or team attire. This will be an opportunity for informal team presentations.

8. AFSAM AWARDS CEREMONY AND BANQUET: The AFSAM awards presentations will be held on **Friday, 3 September, beginning at 1900**. Location is to be determined and will be confirmed at match registration. U.S. service members' uniform is OCP/ABUs. International teams are requested to wear their service's battle dress uniform or comparable civilian attire.

9. CLASSIFICATIONS: Teams and individuals are not classified for AFSAM.

a. Teams will be comprised of 4 shooting members and a coach (if available). There are no rank or time in service requirements for individuals to be assigned on a team. Composite teams are allowed (inter-service and multi-national), but are not eligible for team trophies. All team members are eligible for individual for trophies.

b. Team integrity must be maintained throughout the competition with the exception of Matches RT3600 and CT5160 (the aggregate becomes Match 380 the Lexington Green Trophy). Substitutions are allowed in the event that a member is incapacitated due to injury, illness or an emergency that requires that they depart the match. Once a substitution is made, it will remain for the rest of the matches and cannot be revoked.

APPENDIX 2 - AFSAM FUNDING

1. FUNDING: NGMTC does not provide funding to participants of the AFSAM, other than the All Guard International Combat Team. Funding for members of the All Guard team must be coordination through the All Guard Team OIC.

2. LODGING: Billeting is not available at PEC. There **are no** on-post facilities for spouses, family or guests. Participants are billeted at the Morris Moore Troop Complex in heated, open-bay barracks at no cost to the individual. Team integrity is maintained. Linens are NOT furnished. Wall lockers are available (one per individual in limited amounts) and can be secured with your padlock. Washers and dryers are installed in each barracks. Towels and toiletries are not provided. Based upon availability, participants are authorized to use on-post billeting at their own expense. On-post Billeting costs range from \$7-\$17 US Dollars per day. To make reservations for on-post billeting, contact the Camp Robinson Post Billeting Section at commercial (501) 212-5274/5 or 1-800-355-3205. Participants may stay on the economy at their own expense. **Statements of non-availability are not issued.**

3. DINING FACILITIES: Government meals are not provided. Dining is available on Camp Robinson at an expense to the participant at the Concord Café. Coordination for sack lunches can be made through liaisons by team captains.

Concord Café hours of operations:

Open every day – Commercial: 501-212-4646

Breakfast	0600 – 0800
Lunch	1100 – 1300
Dinner	1630 – 1830

4. TRANSPORTATION: Teams are responsible for all transportation and expenses incurred to reach Camp Robinson, Arkansas. Teams requiring rental vehicles may rent them locally. Teams must inform the AFSAM OIC of additional transportation requirements when submitting the registration form.

APPENDIX 3 AFSAM TEAM REGISTRATION

2021 Armed Forces Skill at Arms Meeting Team Registration Form

---PLEASE PRINT---

Official Team Name	Country	Team POC	POC Telephone Number	POC Email Address	
Team Composition					
#	Last Name	First Name	MI	Rank (No Abbreviations)	Team Name
1					
2					
3					
4					
5					
6					
7					
8					
9					
10					
11					
12					
	COACHES/SUPPORT				
	Last Name	First Name	MI	Rank (No Abbreviations)	Comments
1					
2					
<p align="center">PRIVACY ACT STATEMENT</p> <p align="center">AUTHORITY: Title 10 USC 3012 and EO 9397. ROUTINE USES: Assign individual to correct component, classification, event and prepare participant roster.</p>					

Comments:

Team Captain's Signature _____ Email _____ Date _____

ANNEX D

RANGE OPERATIONS

APPENDIX 1 - WEAPON INFORMATION

1. AUTHORIZED FOREIGN SERVICE WEAPON: The authorized weapon is the standard issue service weapon as issued to each nation's military force. Each team must provide the appropriate Technical Manual (TM) for their weapon to be authorized for use. If appropriate TM's are not provided, the equipment and optics are not authorized for use.

a. Availability of US Weapons for International Teams: The NGMTC has a limited supply of rifles and pistols for temporary issue to visiting teams. Weapons are made available to visiting teams under extenuating circumstances only.

b. The AFSAM OIC or liaison officer assists allied nations bringing their own weapons through US Customs. International team captains must submit a serial number listing of all weapons being brought into the US not later than 01 April 2020.

2. AUTHORIZED U.S. SERVICE WEAPON: The authorized weapon is the standard issued by the U.S. Government. Weapons must be serviceable IAW the appropriate service regulations and technical manuals. Commercial equivalents are not allowed. Non-issued parts are not authorized. Filing, honing, sanding or altering of issued parts is not authorized unless approved by the appropriate regulations and technical manuals.

a. Service Rifle: The service rifle is the standard 5.56mm M16A2/A4 or M4/M4A1. Parts **MAY NOT** be interchanged between different rifle types. Commercial equivalent and heavy barrels are not allowed. Participants cannot replace M16A2 trigger components with those from an M16A1. M16A1 rifles are not authorized. M16A4 uppers can be used with an M16A2 lower or vice-versa. Competitors are authorized to bring 2 uppers for their service rifle. All uppers must comply with physical and technical requirements specified for the service rifle. All uppers will be stored in weapons security. Additional uppers will only be issued the day of the EIC Match.

b. Service Pistol: The service pistol is the standard M9, M11, or M17/M18. Double action pistols must be fired double action for the first round of each stage. All pistols will be drawn from the holster unless otherwise directed. Additional authorized lights and aiming devices are allowed but may not be used during the match. All authorized lights and aiming devices must be as-issued and functional. Small, Medium, Large standard grip modules, and the use of grip tape is authorized.

c. Optics: Iron sights and optics must be as issued or commercially equivalent. Iron sights can be blackened; however, no appliances can be affixed to shade or alter the standard sight. Rifle sights can be adjusted at any time utilizing proper safety procedures, unless directed otherwise by range staff personnel. Commercial equivalent optics **are** allowed. Optics are not authorized for use with the Service Pistol. Authorized optics allowed for U.S. military forces service rifle are:

- (1) M68 Reflex Close Combat Optic with or without magnifier (no greater than 3X magnification)
- (2) EOTech Reflexive Sight with or without magnifier (no greater than 3X magnification)
- (3) Advanced Combat Optical Gunsight (ACOG) of no greater than 4X magnification
- (4) M145 or ELCAN Specter optic of no greater than 4X magnification

d. Rifle Sling: Every rifle or carbine must have a sling and must be attached at all times, but not attached to the rifle in such a manner as to restrict the participant from handling the weapon in a safe manner.

e. Trigger Testing and Weapon Inspections: Weapons must have their triggers weighed and safety tested to ensure they meet service weight standards and requirements. Weapons are inspected prior to the first round of the match to ensure they meet the minimum trigger weight and proper configuration (i.e. no added parts or pieces) as outlined in TM 9-1005-249-23&P and TM 9-1005-319-23&P. Weapons failing the test must be repaired. If the weapon is not repairable, the participant forfeits the right to fire the match or must obtain another weapon which meets the standard. Matches will not be postponed or delayed for these reasons. Weapons can be inspected at any time throughout the course of the match at the direction of the Range OIC or Match Director.

- (1) M16A2/A4 & M4 = 5.5 to 9.5 lbs.
- (2) M16A3 & M4A1 = 5.5 to 8.5 lbs.
- (3) M9 (minimum) single action 4.1 lbs. and double action 9.5 lbs.
- (4) M11 (minimum) single action 4.4 lbs. and double action 12 lbs.
- (5) M17/M18 = 5.5 to 6.5 lbs.

APPENDIX 2 - AMMUNITION

1. AMMUNITION REQUIREMENTS: Service members must use ammunition issued by the NGMTC. All International Teams using organic weapons are required to provide their own ammunition to the NGMTC for storage and distribution during practice and matches. International teams must plan for the return of any unexpended ammunition. No long term storage of ammunition is available.

a. Ammunition: The following DODICs will be issued for use during this event:

- (1) A011 (12 ga. 00 buckshot)
- (2) AM38 (12 ga. slug)
- (3) A059 or AB77 (M855 5.56mm or M855A1 EPR)
- (4) AA49 or AC20 (M882 9mm ball or M1152 truncated ball)

Note: 77 grain 5.56mm ammunition is not authorized. Stripper clips must be as issued with service ammunition. Aftermarket stripper clips are not authorized.

b. Inspection: Ammunition is checked periodically on the range to ensure that all participants are firing military ammunition issued by the NGMTC. Anyone found utilizing, or attempting to utilize, ammunition not issued from the NGMTC will be removed from the competition and all scores disqualified.

c. Unfired Rounds: Unfired rounds in all matches are forfeited and are not allowed for any subsequent match. Participants must turn in unfired rounds or misfires to range personnel before leaving the firing point. A participant found to have more ammunition than the match requires is in violation of the rules.

COMMERCIAL OR HANDLOADED AMMUNITION IS NOT AUTHORIZED!

**IT IS AN OFFENSE TO REMOVE
AMMUNITION OR BRASS FROM THE RANGE.
ALL LIVE AMMUNITION AND BRASS IS THE PROPERTY OF THE
UNITED STATES GOVERNMENT.**

NOTE: If there are any malfunctions or issues with ammunition during the competition, please make note of the case head stamp or lot number and inform the Range OIC so that these issues can be properly reported.

APPENDIX 3 – HEALTH AND SAFETY

1. RANGE SAFETY

a. The primary responsibility of the range staff is to conduct the matches in a safe manner. Everyone on the range is responsible for safety. Anyone can call a cease-fire to prevent an unsafe act. There are four general safety rules, which are **STRICTLY** enforced:

- (1) Treat every weapon as if it is loaded.
- (2) Never point the weapon at anything you do not intend to destroy.
- (3) Keep finger straight and off the trigger until ready to fire.
- (4) Ensure positive identification of the target and its surroundings.

References: TC 3-22.9 chapter 1, paragraphs 1-6 through 1-14 & TC 3-23.35 chapter 1, paragraphs 1-4 through 1-11

b. Rifles must be grounded with bolts open, magazines out, safety blocks in, and the selector switch on safe when not on the firing line. Pistols must have their slides forward with an empty chamber, magazines out, de-cocked, weapons on safe (if able), weapon "Holstered", and latched in the holster, when not on the firing line. (Note: Authorized holsters must have a retention device that holds the pistol in the holster).

c. Dry firing or sighting-in with an unloaded weapon can only be done under the supervision of range staff in designated dry firing areas and when directed by the tower.

d. Participants must have their weapon cleared by a designated range staff member prior to leaving the range.

e. During all fire and movement stages, weapons are carried or handled in such a manner as to ensure they are always pointed toward the targets (down range).

f. If a service member falls to the ground in a fire and movement stage and the weapon makes contact with the ground, the participant moves forward to the firing line where a range officer must clear the weapon before the participant can continue the match. If the muzzle touches the ground, the weapon's action and barrel must be cleared with a rod prior to firing.

g. During fire and movement stages, participants that travel beyond the designated firing point are disqualified from the stage.

h. Hearing and eye protection is mandatory for all competitors and must be **PROPERLY** worn. Prescription eyeglasses or standard issue safety shooting glasses will suffice. Safety glasses are not available for issue. Only smoke or clear lenses are authorized.

i. During firing, eye protection is mandatory for personnel in the target pit area. During firing, all competitors and range staff will be located in front of the target line, on the catwalk. At **NO** point during firing will a competitor or range staff be located down range of the target line. A combat helmet is mandatory in the pits when not under the overhang.

j. No one can be forward of the ready line other than range staff, firing participants and authorized coaches.

k. Competitors may not use cell phones on the firing line or in the pits, with exception of using the camera function to photograph score cards and targets. If a competitor or score verifier (AFSAM team matches only) is found using a cell phone or any other electronic device to relay any information to the firing line, that team will be considered cheating.

l. Alcoholic beverages are not allowed on the range at any time. Participants exhibiting evidence of alcohol consumption prior to arrival on the range are disqualified, escorted off the range and reported to the Match Director.

m. No range movements will be made with a round in the chamber unless told to do so by the tower and proper range and safety requirements have been met. Certain courses of fire will require a competitor to move with a round in the chamber and the weapon on safe. Proper protocols and range safety requirements must be made prior to the implementation of these matches. International teams will move with their weapons according to their military safety SOP as long as it is not a safety hazard to the other competitors.

n. Equipment dropped during movement stages such as magazine or other equipment cannot be retrieved after the command “fire” or “go” until the movement is complete and the equipment can be retrieved safely under the direction of the range staff.

2. SAFETY VIOLATIONS: A safety violation occurs when a participant creates a condition with the potential to cause injury, illness or death of himself or another service member; damage to or loss of equipment or property; or mission degradation beyond established controls (i.e. firing a rifle in burst or full-automatic mode during a match).

a. Safety violations should be reported and stopped immediately.

b. The Range OIC can disqualify the participant for that stage or from the remainder of the match for safety violations. If at any point the range staff and OIC feel that a competitor is a risk/safety hazard or not fully capable to compete, they may recommend through the WPW OIC to be removed from the competition.

c. Upon recommendation from the WPW/AFSAM OIC, the Match Director can disqualify participants from the entire WPW/AFSAM event.

APPENDIX 4 - RANGE CONDUCT

1. ALIBIS, JAMS, MISFIRES, AND DISABLED WEAPONS: No allowance is made in combat matches for malfunctions, misfires or jams due to defects, maintenance or breakage in either the weapon or magazine.

a. Defective Cartridge: No allowances, re-fires or alibis for defective rounds. Participant must safely clear all misfires, jams or malfunctions and continue shooting without interruption. Participants are responsible for inspection and identification of defective rounds prior to the start of each match. Inform Range NCOIC of all defective cartridge incidents with note of head stamp and lot number.

b. Disabled Weapons: Once cleared by the range officer, disabled weapons can be replaced with an authorized back-up. Firing does not stop and alibis are not granted for the weapon exchange. Back-up weapons must be declared and checked when primary weapons are inspected. Courses of fire will not stop. If you do not have the backup weapon on site, the range staff will continue to conduct the courses of fire. No extra time will be given to return to weapon security for a backup weapon. It is recommended that back up weapons are on the range for expedient retrieval.

c. Range Alibis: The Range OIC may grant a range alibi(s) for range equipment faults or failures that are not controlled by the firing participant, or team member, and do not impact the range operations. If the participant chooses to fire at the target(s), that participant has accepted the match conditions and forfeits their right to protest and shoot an alibi. If the target fails during the string of fire, and cannot be replaced during the course of fire, the participant may receive an alibi if and only if they stop firing and identify the issue to range staff. If they continue to fire at a target that has failed, then the participant forfeits their right to an alibi.

2. CHALLENGES:

a. For shot value: Challenges for shot value must be made prior to the targets being pasted and resolved prior to the beginning the next stage of fire. The Pit NCOIC and the Range NCOIC determine the challenge outcome. There are no penalties for challenges. Challenge determinations for shot value are final and may not be protested. Participants determined to be using the challenge procedure to delay or disrupt the match to gain an advantage will be considered in violation of the rules. Challenges for shot value must be made verbally on the range or in the designated target scoring area.

b. For Score: Challenges to posted score values must be made to the STATS NCOIC NLT 24 hours after the score is posted. A challenge for score may be made at STATS by completing a Score Challenge Form available at STATS. Team captains have the right to challenge team and individual scores of their team. Upon receipt of the challenge, stats will review the score card and make any necessary corrections. Challenge determinations for score are final and may not be protested.

3. BREACH OF RULES AND ADMINISTRATIVE REQUIREMENTS: Decisions regarding conduct not specifically addressed in this document will be based on the intent of the match or administrative requirement. Penalties will be at the discretion of the Match Director.

a. Administrative Penalties: Penalties may be assessed to individuals or teams for non-compliance with policies of the Match Director such as failure to attend scheduled meetings, etc. intentional disregard for the intent of the rules or administrative requirements will jeopardize the ability of teams to participate.

b. Cheating: The Range OIC or WPW/AFSAM OIC may disqualify participants from a stage of fire or recommend to the Match Director disqualification from the entire match for intentional cheating during any portion of the match to gain an unfair advantage over other participants. Disqualifications by the Match Director for cheating will result in a memorandum sent to that state's Adjutant General or first General Officer in their chain of command.

4. PENALTIES DURING FIRING: A penalty is administered for an unintentional breach of the rules upon completion of firing a stage by the Range Officer or designated range personnel. Range officers have the authority to deduct each shot fired during the violation. Shots equal five points each unless otherwise specified on the match scorecard.

5. NEGLIGENT DISCHARGE: Late shots are not considered negligent discharges. However, a shot fired before a preparatory command "Watch and Shoot" or the command "Fire" is considered a negligent discharge. A negligent discharge is any round fired outside the allotted live fire time limits or any round fired within those limits that is discharged in a direction other than one which would ensure a safe bullet impact. In the event of a negligent discharge, the participant

is disqualified from the stage of fire. Upon recommendation from the WPW/AFSAM OIC, the Match Director can disqualify participants from the entire WPW/AFSAM event.

6. MISCONDUCT: Any participant creating a disturbance on the firing line or in the pits is reported to the Range NCOIC. The Range NCOIC can then issue a warning or disqualification from the match to the participant based on severity.

7. PROTEST: A protest is a formal and solemn complaint or objection of a course of action made regarding the fair conduct of the match. Team captains or the individual participants in individual matches must file the protest with the Range OIC. **Protests must be immediate or they are not allowed.** Protests arising at the firing point must be brought to the attention of the Range OIC prior to the next stage of fire. If the protest is not dealt with agreeably on the spot by the Range OIC, the protest must be submitted on the official protest form and submitted to the range OIC before leaving the range.

a. Official protest form: Upon receipt the Range, OIC will acknowledge receipt of the official protest, notify the Match Director, and notify the participant of the time, date and location of the Protest Committee (PC) meeting.

b. Protest Committee (PC): Upon receipt of the written protest, the Match Director will form the PC to resolve the official protest. The Official Match Program is the primary reference document. The PC consists of the Match Director and four additional experienced peer members. Unless the Match Director has previously excused the participant from attendance, the PC will automatically deny the protest if the protesting individual or team captain fails to be present at the appointed time. The Protest Committee can question all individuals involved and examine evidence as required to develop a resolution. Video equipment is not authorized as evidence to the PC even if it is available. The resolution is determined by vote and the Match Director serves as the tie breaking vote. The Protest Committee provides a written resolution to the team captain and WPW/AFSAM OIC for appropriate action.

Pistol Status

GREEN

HOLSTERED

Command "CLEAR"

- Magazine Out
- Chamber Empty
- Slide Forward
- Decocking Lever (safety) Applied
- Pistol is in the Holster with retention device engaged

AMBER

Command "LOAD MAGAZINE"

- Magazine In
- Chamber Empty
- Slide Forward
- Decocking Lever (safety) Applied

RED

Command "MAKE READY"

- Magazine in Pistol (all magazines in the weapon will be treated as loaded)
- Round in chamber
- "Safe" condition

RED cont.

Command "REHOLSTER"

- Pistol is in the Holster with the Flap Secured or retention device engaged

BLACK

Command "FIRE"

- Decocker (safety) is **Not** Applied
- Finger on trigger
- Engaging target

M16/M4 Series Rifle Status

GREEN

Command "GREEN AND CLEAR"

- Magazine Out
- Chamber Empty
- Bolt to the Rear
- Dust Cover Open
- Selector Switch on Safe
- Safety Block in the Magazine Well

AMBER

Command "LOAD MAGAZINE"

- Bolt Forward
- Magazine in the Rifle
- Chamber Empty
- Selector switch on safe

RED

Command "MAKE READY"

- Magazine in the Rifle
- Round in the Chamber
- Bolt Forward
- Selector Switch on Safe
- Waiting on command to FIRE

Shotgun Status

"GREEN AND CLEAR"

- Chamber Empty
- Action Open
- Selector Switch on Safe

"LOAD"

- Rounds in the Tube
- Action Closed
- Selector Switch on Safe

"MAKE READY"

- Round in the Chamber
- Action Closed
- Selector Switch OFF Safe

APPENDIX 6 – FIRING POSITIONS

1. PISTOL FIRING POSITIONS DEFINED: In pistol matches, the authorized fire position is the "Standing Unsupported Position" unless otherwise stated in match conditions. The pistol can be fired from either or both hands unless specified by match conditions. During matches where the participant must draw and fire, no part of the holster or weapon may be touched prior to the command "fire".

a. Stage Starting Position / Holstered Position: As defined in TC 3-23.35 chapter 6, paragraph 6-30, figure 6-5. The competitor will be standing and generally facing the target line; the pistol will be in a weapon status of RED and in the holster with the retention device engaged. In the interview position, the competitor's hands are above the waist and in front of their body. (Exception: during the Combat Pistol EIC match, the firing hand may "hover", but not touch the weapon or holster). **The competitor's hands do not have to be touching.** The competitor's hand is not authorized to make contact with the weapon or holster. Once the stage has commenced the competitor will then return to the Ready Position after each exposure.

b. Ready Position: As defined in TC 3-23.35 chapter 6, paragraph 6-31, figure 6-5. Both feet on the ground and body erect, hold the weapon with a two-handed grip. Point the pistol toward the target's center with the barrel approximately parallel to the ground, below the name tags of your uniform and not supported by any other object. Competitor's knees can be slightly bent.

c. Standing Unsupported Position: As defined in TC 3-23.35 chapter 6, paragraph 6-35, figure 6-7. Both feet on the ground, body erect, hold the weapon with either one or two-handed grip, fully extend the arms and not supported by any other object. Competitor's knees can be slightly bent. **Squatting is not permitted.**

d. Standing Supported Position: As defined in TC 3-23.35 chapter 6, paragraph 6-36, figure 6-8. There are no limitations as to how much or what parts, if any, of the body that can touch the barricade. If you break the barricade with your body weight you are disqualified from the match. A barricade line is marked on the ground extending from the barricade to the rear of the firing line. Participants' feet must remain inside the line, opposite of the firing side to simulate maintaining cover.

e. Kneeling Unsupported or Supported Positions: As defined in TC 3-23.35 chapter 6, paragraphs 6-37 and 6-38, figures 6-9 and 6-10. Participants can only make contact with the ground with their knee(s) and feet. At least one knee must touch the ground. Elbow(s) can touch upright knee but, not required.

f. Prone Unsupported or Supported Positions: As defined in TC 3-23.35 chapter 6, paragraphs 6-39 and 6-40, figures 6-11 and 6-12. The participant must lie on the ground in horizontal position. The body must be generally perpendicular to the firing line not to exceed a 45 degree angle from the target. **No part of the body or the weapon system will break the vertical plane created by the forward edge of the firing line.**

g. Barricade / Supported Positions: All positions stated above can be modified to use the barricade or any other object that is part of the course of fire to be fired from or around as long as that position is safe.

2. RIFLE FIRING POSITIONS DEFINED: No alteration can be made to the firing point which assists a participant in holding the rifle steady. Safety, stability, and reduced visibility to enemy observation are important points to consider in firing positions. Unless specified by the match conditions, positions are unsupported. Competitors will maintain muzzle control and awareness of muzzle direction at all times, regardless of firing position. During movement between firing points or stages, the rifle should be carried with the muzzle lowered and pointed down range in a modified Collapsed Low Ready. Weapons will only be slung while in a GREEN or unloaded/cleared weapon status.

a. Stage Starting Position / Low Ready Position / Standing: As defined in TC 3-22.9 chapter 6, paragraphs 6-18 thru 6-21, figure 6-5 and paragraph 6-37 figure 6-9. At the beginning of a rifle stage, the competitor will stand facing the target line in a Low Ready Position. Standing with both feet on the ground, body erect (this does not mean the position of attention), legs uncrossed, generally facing the target line with weapon's muzzle depressed at an angle of 45 degrees from horizontal (NOT 30 to 45 as defined in the TC). The butt stock placed in the shoulder pocket, competitors can "tuck" the butt stock of the weapon under their load bearing equipment/vest and or body armor to make contact with their shoulder. No part of the body other than the feet may touch the ground or any other supporting object. The weapon placed in a RED / LOAD status with the safety selector on. The rifle must be held with both hands. The competitors head must be generally upright and there can be no contact made between the firer's head/face and the butt stock (firer must break the cheek to stock weld). Once the stage has commenced the competitor will then return to the Low Ready Position after each exposure. Firing using the "bladed" standing positions is allowed, as long as the weapon is returned to the low ready with face off the butt stock between exposures.

b. Kneeling, Unsupported Position: As defined in TC 3-22.9 chapter 6, paragraph 6-41, figure 6-12. The butt stock of the rifle must rest against the shoulder or armpit and be held with both hands. Competitors can only make contact with the ground with their knee(s) and the portion of the legs below the knee(s). At no time may the buttocks touch the ground while firing, the competitor may rest their body weight on the heel or side of the foot. No artificial support may be used.

c. Prone, Unsupported Position: As defined in TC 3-22.9 chapter 6, paragraph 6-47, figure 6-17. The butt stock of the rifle must rest against the shoulder or armpit. Participants must lie on the ground in horizontal position, with at least one elbow touching the ground. The body must be generally perpendicular to the firing line not to exceed a 45 degree angle from the target. Magazines may be rested on the ground. Bipods or additional support are not authorized. Forearm pistol/vertical grips and similar devices are not allowed to be utilized in the prone position. The competitor may not in any way attempt to gain additional support with the ground through the use of the forearm pistol/vertical grips.

d. Sitting Position: As defined in TC 3-22.9 chapter 6, paragraphs 6-43 through 6-46, figures 6-14 through 6-16. The buttstock of the rifle must rest against the shoulder or armpit, with the weight of the body supported on the buttocks. Legs may be parted or crossed. The rifle must be held using both hands.

e. Squatting Position: As defined in TC 3-22.9 chapter 6, paragraphs 6-39 through 6-40 and figure 6-11. The buttstock of the rifle must rest against the shoulder or armpit, both feet on the ground and knees bent more than 90 degrees. No part of the body other than the feet can touch the ground or any other supporting object. The rifle must be held with both hands.

f. Barricade / Supported Positions: All positions stated above can be modified to use the barricade or any other object that is part of the course of fire to be fired from or around as long as that position is safe.

APPENDIX 7 - SCORING

1. TARGET PREPARATION: Participants and/or teams are responsible for the preparation and proper maintenance of their targets. Participants must ensure targets are completely repaired and all bullet holes are pasted prior to the beginning of each stage or course of fire (COF). Pit NCOIC will be responsible to ensure all individual and team rifle targets are fully repaired prior to the start of each match. Participants/teams are not allowed to mark their targets in any manner to gain an advantage. Participants can only document information on their targets when directed by range staff.

2. SCORING: Individual competitors, when scoring targets for other competitors, must ensure that the correct shot value and total score has been determined prior to spotting, pasting, or repairing any targets. Targets with excess hits, or more hits than expected for a stage, **MUST** be reported to the Pit or Scoring Area NCOIC immediately. These targets may not be spotted, pasted, or repaired until instructions are given by the NCOIC due to potential refire situations.

a. When scoring a shot that touches the line between two scoring divisions of the target, the competitor is credited with the higher value.

b. For turning or rotating targets, any shots that produce a graze or cross multiple scoring rings will be scored the value at the point of initial entry. Any shot that is determined to have entered from the back of the target will not be scored.

c. Individuals or team captains are responsible for verifying the shooter information, score recorded, and that the scorecards have been submitted prior to leaving the range. Scorecards will not be issued on the range. Scorecards for matches fired must not leave the range.

3. Excessive hits (not due to crossfire): When it can be proven that excessive hits were made by an individual or team firing more than the number of shots allowed, the Range OIC can disallow the score for that stage or disqualify the shooter or team from the remainder of the match for a breach of rules violation.

a. The entire stage score may be disallowed and the additional penalty may be disqualification from the match. The Range OIC will make the final decision.

b. Otherwise, the score will be determined by removing the value of the excessive hits, starting with the lowest, then highest valued hits from the total, alternating up to the number of excessive hits.

4. Excessive hits (due to crossfire): In the case of crossfire, when it has been proven that the competitor fired no more than the allowed number of shots, then the score will be determined by removing the value of the excessive hits, starting with the lowest, then highest valued hits from the total, alternating up to the number of excessive hits. (low, high, low....).

5. Visible Hits and Close Groups: As a general rule only those hits which are visible will be scored. An exception will be made in the case where the grouping of three or more shots is so close that it is possible for a required shot or shots to have gone through the enlarged hole without leaving a mark, and there has been no evidence that a shot or shots have gone elsewhere than through the assigned target and when there are no excessive hits on one or two adjacent targets. In such case, the shooter will be given the benefit of the doubt and scored hits for the non-visible shots, on the assumption they passed through the enlarged hole. If such assumption could place a non-visible hit in either of two scoring rings, it shall be scored in the higher-valued ring.

6. Refires: There are limited situations in which a competitor may be allowed or elect to refire a course of fire stage or match. Upon being reported to the Pit or Scoring Area NCOIC, a target with excessive hits due to crossfire and the total number of visible impacts (scored or visible misses) is 50% or greater than the maximum allowed for that stage or target, then the offended competitor may be given the option to refire that match stage or required stages.

a. Any competitor scoring a target with excessive hits must inform the pit staff or NCOIC immediately. Then tower/center line will inform the affected competitor of the crossfire and receive the option to refire that stage or not. Targets will not be displayed and no scores will be given. If the entire COF has been completed prior to discovering the excess hits due to crossfire, then the targets will not be scored and the competitor may not be allowed score the targets.

b. Where possible, the affected competitor will refire the stage immediately and before the entire relay resumes the course of fire as directed by the tower/center line. Otherwise, the competitor will be assigned to a following relay within that squadding group, based on Range OIC's determination, and allowed to refire the required stage(s).

c. The Range OIC/NCOIC may direct a refire for any stage or match as necessary to ensure fair conduct.

7. Alibis: Alibis will only be allowed as a result of range operations or target failures. Alibis will be determined by the Range OIC/NCOIC.

8. TIMING: A stopwatch is used for the timing of exposures. An audible device or the facing of targets is used to signal the fire and cease fire command. Shots fired through the sound of the horn are acceptable. Shots fired after the cease fire signal has ended do not count. Raising, lowering and the facing of the targets are to be done as quickly as possible. The exposure time begins the moment the last target is exposed and stationary. Targets are not to be manipulated to signal a hit. No verbal indication of time passing is allowed, except in coached team matches.

APPENDIX 8 - TIE BREAKING PROCEDURES

1. PISTOL: Ties are broken in following steps in order.

a. Individual Matches: Ties in individual matches are broken by the following steps in order.

(1) Highest number of Vs or Xs, 5s, 4s, 3s, etc. For example, if all tied competitors have the same amount of Vs or Xs then resolve the tie by the highest number of 5s. If a tie still exists then continue on to the next lower value until there is a difference in the amount of hits. The tie goes to the competitor with the highest amount of hits in the corresponding value.

(2) Highest number of Vs or Xs at the greatest range (if it can be determined by the scorecard).

(3) If a tie still exists the Match Director determines the tie breaking procedure.

b. Team Matches: Team match scores are broken by the following steps in order.

(1) Highest number of Vs or Xs, 5s, 4s, 3s, etc.

(2) Highest number of Vs or Xs at the greatest range (if it can be determined by the scorecard).

(3) If a tie still exists, the Match Director determines tie breaking procedures.

2. RIFLE: Ties are broken in following steps in order.

a. Individual Matches:

(1) Highest number of Vs or Xs, 5s, 4s, 3s, etc. For example, if all tied competitors have the same amount of Vs or Xs then resolve the tie by the highest number of 5s. If a tie still exists then continue on to the next lower value until there is a difference in the amount of hits. The tie goes to the competitor with the highest amount of hits in the corresponding value.

(2) If a tie still exists, the Match Director determines the tie breaking procedure.

b. Team Matches: Team Match scores are ranked by applying the preceding Rule 1 of this section to the total team score for each range and stage, as applicable. If rule 1 cannot be applied, proceed as follows:

(1) Single stage, scored as single target.

(a) By the greatest number of Vs. If these are equal then proceed to (b).

(b) By the greatest number of 5s, by the greatest number of 4s, etc. If these are all equal then proceed to (c).

(c) By the highest individual aggregate score, second highest individual aggregate score, etc. If these are equal then the match director will determine the tie breaking procedure.

(2) Multiple stages:

(a) By the total aggregate score of the stage at the farthest distance.

(b) By the total aggregate score of the next greatest distance, etc.

(c) By the highest individual aggregate score, second highest individual aggregate score, etc.

APPENDIX 9 – TARGET DESCRIPTIONS

Combat EIC Target:

Width: 20"
Height: 34"
X Ring: 2.25" x 3"
5 Ring: 4" x 6"
4 Ring: 8" x 11.25"
3 Ring: 12" x 18"
2 Scoring Area



FIG 11 Rifle:

Width: 18"
Height: 46"
V Ring: 6"
5 Ring: 10"
4 Ring: 15.5"
3 Scoring Area



FIG 11 Pistol:

Width: 17"
Height: 44"
5 Ring: 4"
4 Ring: 6"
3 Ring: 8"
2 Scoring Area
2 or 5 Face Ring



FIG 12:

Width: 18"
Height: 22"
V Ring: 6"
5 Ring: 10"
4 Ring: 15.5"
3 Scoring Area



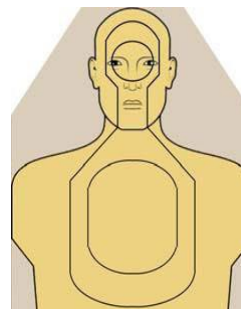
FIG 14:

Width: 18"
Height: 22"
5 Ring: 4"
4 Figure Scoring Area



FIG 22:

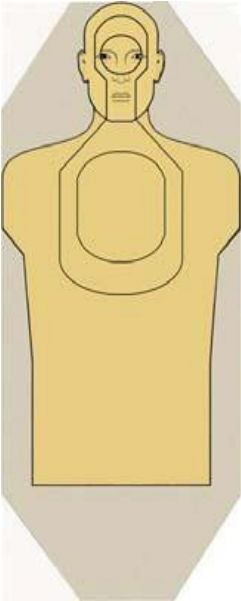
Width: 17.5"
Height: 23"
5 Ring (face): 3"
4 Ring (face): 4" x 7"
3 Ring (chest): 6.5" x 7.75"
2 Ring (chest): 9.5" x 12.75"
1 Body Scoring Area



APPENDIX 9 - TARGETS (Cont.)


FIG 21:

Width: 17.5"
Height: 45"
5 Ring (chest): 6.5" x 7.75"
4 Ring (chest): 9.5" x 12.75"
3 Ring Facial Scoring Area
3 Ring Body Scoring Area



E Silhouette:

Width: 20"
Height: 40"



TYPE B:

Width: 48"
Height: 48"
V Ring: 6"
5 Ring: 10"
4 Ring: 15.5"
3 Ring: 32"
2 Ring: 48"



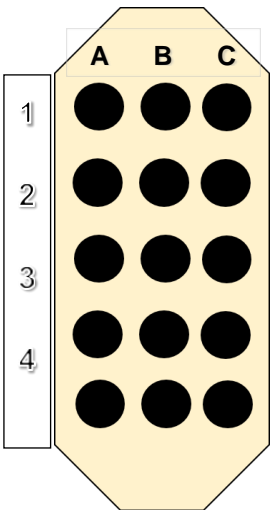
Rifle Falling Plate:

Base Width: 12"
Top Width: 8"
Height: 12"



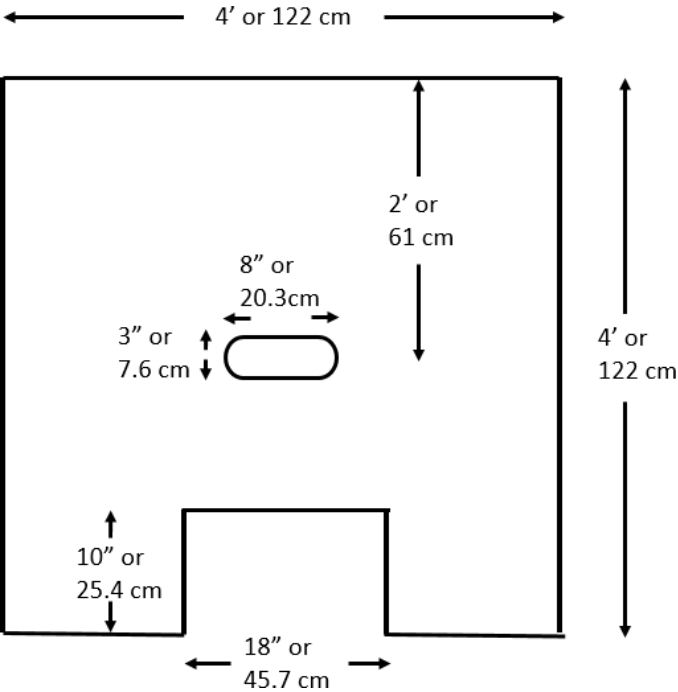
FIG 28 Pistol Target

Width: 20"
Height: 40"
Circle: 5"

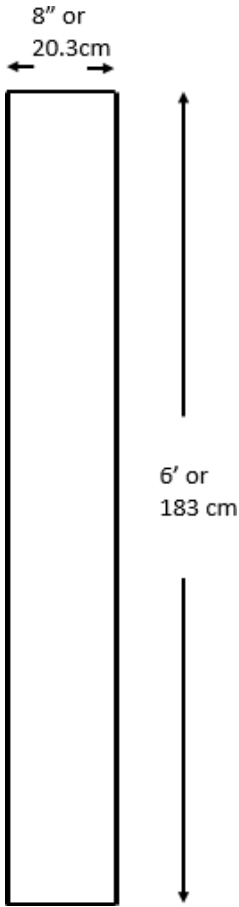


APPENDIX 10 – BARRICADE DESCRIPTIONS

Rifle Barricade



Pistol Barricade



ANNEX E

Advanced Marksmanship Tasks

APPENDIX 1

TASK: 100 – 600 Special Zero – RI3060

INTENT: Test competitors' marksmanship ability with the M-16 series weapon while gathering zero data.

CONDITIONS: As a participant with an M16/M4 series rifle/carbine and **90 rounds**; complete 5 stages on a Known Distance (KD) Range. Each 5 round shot group will be spotted. Visible misses will be marked.

STANDARD: Achieve the highest number of points possible. The maximum point value is 250.

Stage 1:

- 100 Yds
- Prone position
- 3 x 5 shot groups (sighters - not for score) - 30 seconds per exposure
- 1 x 10 shot group for score - 60 second exposure
- 1 x EIC Combat Target on a 6x6
- 50 Points Max

Stage 2:

- 300 Yds
- Prone position
- 2 x 5 shot groups (sighters - not for score) - 30 seconds per exposure
- 1 x 10 shot group for score - 60 second exposure
- 1 x EIC Combat Target on a 6x6
- 50 Points Max

Stage 3:

- 400 Yds
- Prone position
- 1 x 5 shot groups (sighters - not for score) - 30 seconds per exposure
- 1 x 10 shot group for score - 60 second exposure
- 1 x EIC Combat Target on a 6x6
- 50 Points Max

Stage 4:

- 500 Yds
- Prone position
- 1 x 5 shot groups (sighters - not for score) - 30 seconds per exposure
- 1 x 10 shot group for score - 60 second exposure
- 1 x EIC Combat Target on a 6x6
- 50 Points Max

Stage 5:

- 600 Yds
- Prone position
- 1 x 5 shot groups (sighters - not for score) - 30 seconds per exposure
- 1 x 10 shot group for score - 60 second exposure
- 1 x EIC Combat Target on a 6x6
- 50 Points Max



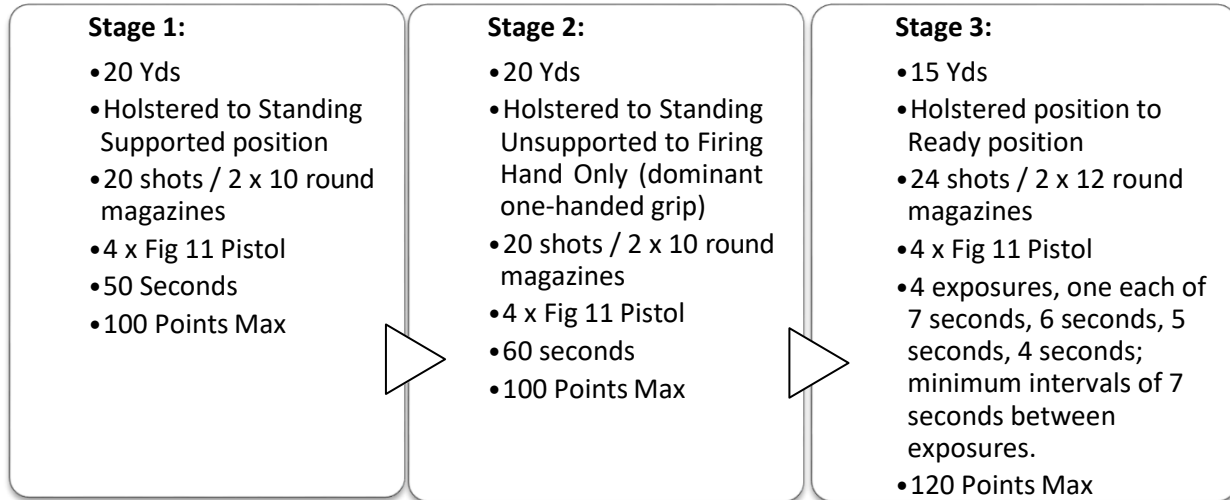
APPENDIX 2

TASK: Combat Pistol Barricade – PI2030 (CHANGE)

INTENT: To simulate engaging the enemy while maintaining cover with your entire body. Once the enemy has been suppressed or killed move forward and follow up with a rapid fire engagement to secure the enemy position.

CONDITIONS: As a participant with an M9/M17 pistol and 64 rounds, complete 3 stages on a Known Distance (KD) Range.

STANDARD: Achieve the highest number of points possible. The maximum point value is 320.



PI2030

Instructions

Stage 1: On the command, FIRE, assume a Right side Standing Supported Position and fire 10 shots on target 1, reloading on demand. Following the 10th shot, reload, assume a Left Side Standing Supported position , and fire 10 shots on target 2 from the opposite side of the barricade.

Stage 2: On the command, FIRE, the competitor will fire 10 shots on target 3 from the Standing Unsupported Position, following the 10th shot, reload and assume a standing position and fire 10 shots on target 4 using your **Firing Hand Only (dominant one-handed grip)**.

Stage 3: First exposure - Engage targets 1, 2, 3, and 4, left to right placing one shot on each target and return to target 1 for the last two shots in 7 seconds. Second exposure - Repeat firing sequence of first exposure in 6 seconds. Third exposure - Engage targets 2, 3, and 4, with two shots each in 5 seconds. Fourth exposure - Repeat firing sequence of third exposure in 4 seconds.



APPENDIX 3

TASK: Reflexive Fire – RI3020

INTENT: Assess the competitor's skill on multiple target engagements in a close quarters environment.

CONDITIONS: As a participant with an M16/M4 series rifle/carbine and 36 rounds, complete 2 stages on a Known Distance (KD) Range.

STANDARD: Achieve the highest number of points possible. The maximum point value is 180.

Stage 1:

- 25 Yds
- Low Ready position
- 12 shots / 1 X 12 round magazine
- 4 x Fig 11 Pistol
- 4 exposures of 4 seconds, minimum interval of 7 seconds
- 60 Points Max

Stage 2:

- 25 Yds
- Low Ready position
- 24 shots / 2 x 12 round magazines
- 4 x Fig 11 Pistol
- 4 exposures, one each of 7 seconds, 6 seconds, 5 seconds, 4 seconds; minimum 7 second intervals
- 120 Points Max

Scoring

- Participants must have a hit inside the facial scoring area to receive a score on the target. Only 1 facial hit is worth five points. Excessive facial hits are worth two points each. The facial scoring area is designated by the line around the face and the bottom edge of the helmet.

RI3020

Coordinating Instructions

In stage 1 shooters engage each target from left to right, placing two shots in the torso region first and the third shot in the facial scoring area. From the Low Ready position, on the command "fire" shooters will rotate their safety selector switch to fire, and engage their target. Upon the command of "cease fire" shooters will place their selector lever on safe, assume the Low Ready position, and await commands from the tower.

During stage 2 First exposure -Engage targets 1, 2, 3, and 4 left to right, placing one shot on each target, return to target 1 for the last two shots, in 7 seconds, then return to the Low Ready position; Second exposure -repeat firing sequence of first exposure in 6 seconds, then return to the Low Ready position. For the Third exposure -participants engage targets 2, 3, 4, with two rounds each in 5 seconds; Fourth exposure -repeat firing sequence of third exposure in 4 seconds, then return to the Low Ready position.



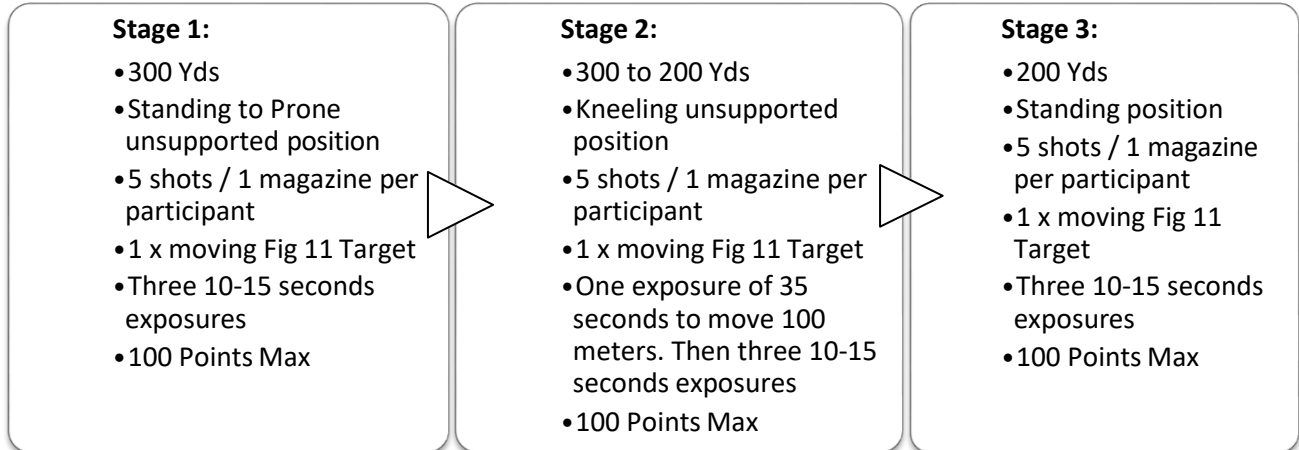
APPENDIX 4

TASK: Movers – RT3120

INTENT: Engage moving targets from various positions.

CONDITIONS: As a team of participants with an M16/M4 series rifle/carbine and 15 rounds each; complete 3 stages on a Known Distance (KD) Range. FIG 11s are moving, mounted on a stick, and can only be engaged when exposed.

STANDARD: Achieve the highest number of points possible. The maximum point value is 300.



Coordinating Instructions: Stage 1: Soldiers will start from the stage starting position. When the target appears on the first exposure, the team will adopt the prone unsupported position and engage 1 x moving figure 11 with 5 shots each over 3 exposures of 10 to 15 seconds each. After the last exposure, shooters will make weapon safe and show clear. Safeties will verify all weapons are clear prior to starting stage 2. **Stage 2:** on the command “GO” Soldiers will have 35 seconds to move to the 200 yard line at their own pace, assume the kneeling unsupported position, “Load Magazine”, “Make Ready” and engage the first exposure of a moving figure 11, followed by two more exposure of 10 to 15 seconds each. Each team member will have 5 rounds each for the kneeling position. **Stage 3:** At the 200 yard line, from the Stage starting position, team members will adopt a standing position and engage 1 x moving figure 11 with 5 rounds each over 3 exposures of 10 to 15 seconds each.



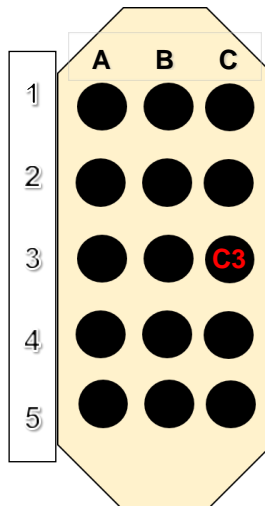
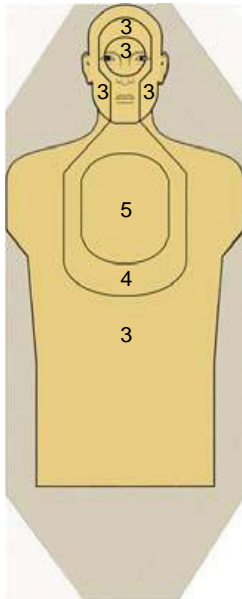
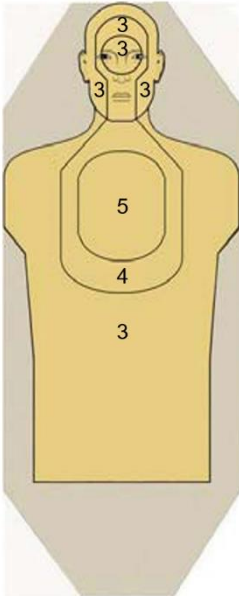
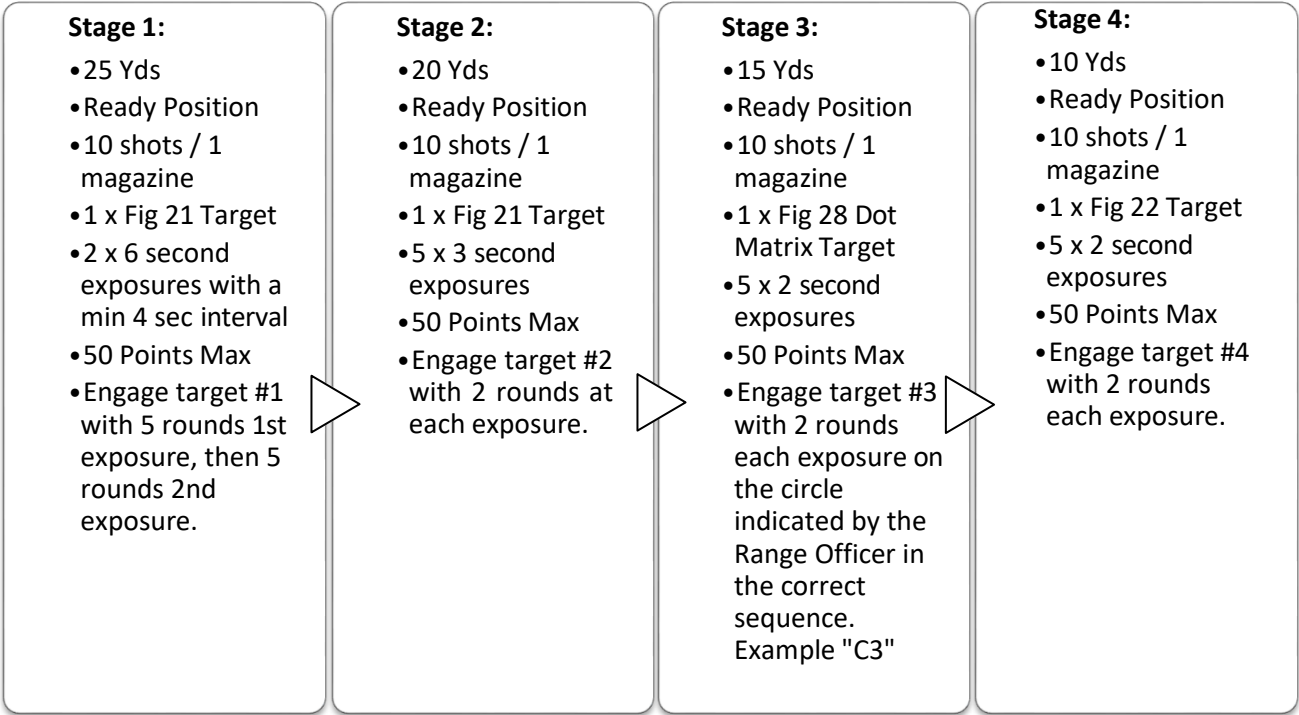
APPENDIX 5

TASK: Rapid Pistol Close Quarter Battle – PI2040/PT2340

INTENT: To engage personnel targets with secondary weapon at close range with rapid exposures.

CONDITIONS: A competitor armed with secondary weapon/sidearm, with four 10-round magazines of ammunition, and 4 targets at ranges from 25 to 10 yards. Scoring rings will not be numbered on the targets. Stage starting position will be the Ready Position; competitors will return back to the Ready Position after each exposure in that stage.

STANDARD: Achieve the highest number of points possible. The maximum point value is 200.



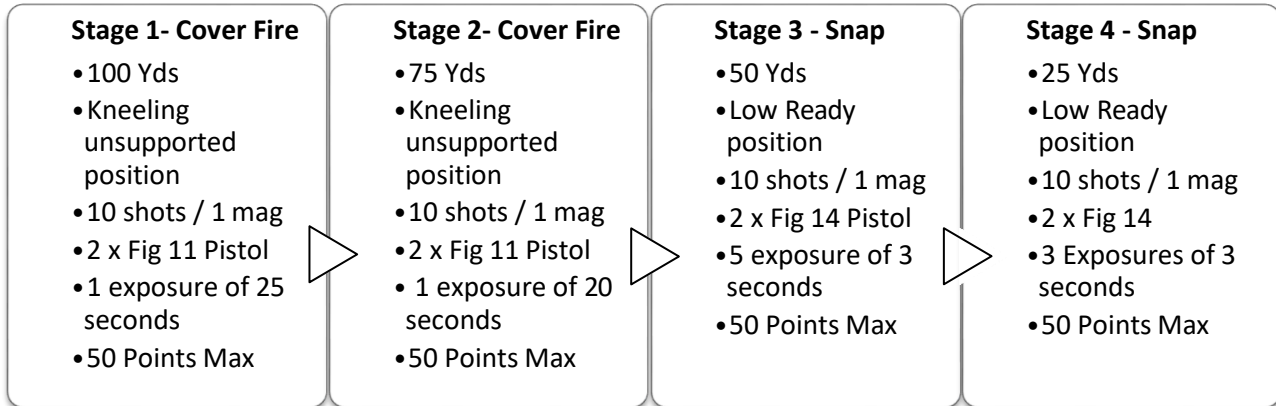
APPENDIX 6

TASK: Close Quarter Battle – RI3010

INTENT: Test competitor's capabilities in a close quarters environment.

CONDITIONS: As a participant with an M16/M4 series rifle/carbine, and 40 rounds; complete 4 stages on a Known Distance (KD) Range.

STANDARD: Achieve the highest number of points possible. The maximum point value is 200.



RI3010

Coordinating Instructions

Stages 1-4 begin in the Stage Starting Position. In stage 1 shooters adopt the Kneeling or Squatting position, and fire ten rounds on the left target. In stage 2 shooters adopt the Kneeling or Squatting position, and fire ten rounds on the right target. In stage 3 only two shots can be fired with each exposure on the left target. In stage 4 competitors may fire any number of shots within each exposure., all shots must be on the right target during stage 4.



APPENDIX 7

TASK: The National Guard Infantry Team Match – RT3170

INTENT: Establish long range accurate fire distribution will maintaining fire control throughout the team.

CONDITIONS: As a team of 4 participants, M16/M4 series rifle/carbine, and 128 rounds, complete 2 stages on a Known Distance (KD) Range.

STANDARD: Complete in the fastest time possible, no more than five minutes. Maximum point value 676.

Stage 1- Rapid Fire

- 500 yds
- Prone position
- Ammunition based on team leader fire control plan
- 6 x each FIG 11 per team
- Timing: One exposure of 150 seconds, to include movement from the 600 yard-line to the 500 yard-line, adopt the Prone Position and engage the targets
- Scoring: 5 points per hit (regardless of location), six or more hits on a target is considered a squared target. The maximum bonus points per stage of fire is 36 (number of squared targets X 6, i.e. 6X6=36 point bonus)



Stage 2- Rapid Fire

- 400 yds
- Prone position
- Ammunition based on team leader fire control plan
- 6 x each FIG 11 per team
- Timing: One exposure of 60 seconds, to include movement from the 500 yard-line to the 400 yard-line, adopt the Prone Position and engage the targets
- Scoring: 4 points each hit, six or more hits is a squared target. The maximum bonus points per stage of fire is 36 (number of squared targets X 6, i.e. 6X6=36 point bonus)

Coordinating Instructions

Stage 1: Each team will be lined up on the 600 yard line in the Standing Alert position (spaced approximately one meter apart). Weapons and magazines will be unloaded. All ammunition (128 rounds) will be positioned on the 500 yard line. On command (when the targets appear), the teams will move rapidly to the 500 yard line, recover and distribute the ammunition, fill magazines, "Load Magazine", "Make Ready" and commence fire when ready. Magazines may only be loaded by hand, or with through the use of a speed loader (both issued speed loader and commercial models are authorized). Only one speed loader is authorized per team. There is no limit to the number of rounds any one competitor may fire in the time allowed. Targets will be exposed for 150 seconds. After time expires and firing is complete, weapons will be made safe and cleared. Once cleared, the team will stand, be given 60 seconds to prepare for the next stage while the targets are scored and spotted. A maximum of only 6 hits per target will be spotted.

Stage 2: On command (when targets appear), from the Standing Alert position, the team will have 60 seconds to advance from the 500-yard line to the 400-yard line, adopt the Prone position, make ready and engage the targets with the remaining rounds. After time expires and firing is complete, weapons will be cleared and the team will move to the pits to receive and verify their score.

APPENDIX 8

TASK: Bianchi Battle – CT5120

INTENT: Test team coordination, endurance and marksmanship. The intent is to continuously change this match format, conditions and standards to provide the maximum challenge without preparation and gaming of the match.

CONDITIONS: As a team of participants with M16/M4 series rifle/carbine with the number of rounds TBD, and a M9/M17 pistol with the number of rounds TBD, M500/590 shotgun with the number of rounds TBD; complete an unknown number of stages on an Unknown Distance Range in no more than a specified amount of time (TBD).

STANDARD: Achieve the highest number of points possible. Overall time is the tie breaker.

CT5120

Coordinating Instructions:

Coordinating Instructions will be issued to the team captains at the first official team captain's meeting.

It will be the responsibility of each team captain to prepare their team(s) for this course of fire.

Scoring Time Bonus:

The team must complete the course of fire within the allotted amount of time or the team will not receive a score. The time limit and bonus chart will be provided during the pre-match briefing.

APPENDIX 9

TASK: Anti body Armor - Match PI2250/PT2350 **CHANGE:** Must draw from holster for each exposure on stage 1

INTENT: To simulate engaging an enemy combatant wearing body armor followed by rapid fire engagements on multiple targets representing enemy combatants. Match PT2350 is a paper match of combined scores from match PI2250.

CONDITIONS: As a participant with an M9/M17 pistol and 36 rounds, complete 2 stages on a Known Distance (KD) Range.

STANDARD: Achieve the highest number of points possible. The maximum point value is 180.

Stage 1:

- 15 Yds
- Holstered position, returning to holster after each exposure
- 12 shots / 1 X 12 round magazine
- 4 x Fig 11 Pistol
- 4 exposures of 4 seconds, minimum interval of 7 seconds
- 60 Points Max

Stage 2:

- 15 Yds
- Holstered position to Ready position
- 24 shots / 2 x 12 round magazines
- 4 x Fig 11 Pistol
- 4 exposures, one each of 7 seconds, 6 seconds, 5 seconds, 4 seconds; minimum 7 second intervals
- 120 Points Max

Scoring

- Participants must have a hit inside the facial scoring area to receive a score on the target. Only 1 facial hit is worth five points. Excessive facial hits are worth two points each. The facial scoring area is designated by the line around the face and the bottom edge of the helmet.

PI2250/PT2350

Coordinating Instructions

- Stage 1 shooters engage each target from left to right, placing two shots in the torso region first and the third shot in the facial scoring area. Shooters will safely return to the holster upon command after each exposure
- Stage 2 First exposure - Engage targets 1, 2, 3, and 4 left to right, placing one shot on each target, return to target 1 for the last two shots, in 7 seconds; Second exposure - repeat firing sequence of first exposure in 6 seconds. Third exposure - participants engage targets 2, 3, 4, with two rounds each in 5 seconds; Fourth exposure - repeat firing sequence of third exposure in 4 seconds.
- Match PT2350 is a paper match only. The 4 team members scores for match PI2250 will be combined for the final score for Match PT2350.



APPENDIX 10

TASK: Combined Arms Barricade Match – CT5110

INTENT: Assess your ability as a team to engage enemy combatants from behind covered positions.

CONDITIONS: As a team of participants with M9/M17 pistol, M16/M4 series rifle/carbine, 24 rifle rounds and 16 pistol rounds each; complete 2 stages on a Known Distance Range. Target configuration consists of 2 each FIG 11 Pistol and 2 each FIG 21. Participants will reload on demand throughout the exercise. The first shot for pistol stage must be fired in double action.

STANDARD: Achieve the highest number of points possible. The maximum point value is 200.

Stage 1: Rifle

- UKD to 100 Yds
- Alert/advance to Barricade, Kneeling supported to Standing supported
- 20 shots / 2 x 10 round magazine
- 2 x FIG 11 Pistol
- 1 exposure of 90 seconds
- 100 Points Max

Stage 2: Pistol

- 100 to 25 Yds
- Advance to Rifle Standing to Pistol Kneeling position
- 4 rifle shots / 1 magazine
- 16 pistol shots / 2 x 8 round magazines
- 2 x FIG 21
- 1 Exposure of 50 seconds
- 100 Points Max



Appendix 10 (Cont.)

CT5110 Coordinating Instructions:

Report to Stage Starting Line and Go AMBER: Following the commands from the tower, Shooters will go AMBER with their pistol (8 round magazine loaded with slide forward on empty chamber and on SAFE) and holster. Then go AMBER with rifle (10 round magazine loaded with bolt forward on empty chamber and on SAFE).

Stage 1: On the command "GO" Shooters will have 90 seconds to move out at their own pace towards their designated firing point and transition from the moving alert to the Kneeling Supported Position, MAKE READY and engage Target 1 with a 10 round magazine from the keyhole cutout in the center of the barricade. Reload on demand, transition to a Standing Supported Position and engage target 2 with 10 rounds. At the completion of Stage 1, either rounds complete or when the time limit has expired, shooters will make the rifle GREEN (with bolt locked to the rear to show clear) and prepare for Stage 2.

Stage 2: At the 100 yard line, behind the barricade, Shooters will go AMBER with their rifle (4 round magazine loaded with bolt forward on empty chamber). On the command "GO" shooters will have 50 seconds to move from the 100 yard line to the 25 yard line at their own pace. Upon reaching the 25 yard line, assume the Rifle Standing position, MAKE READY and engage each FIG 21 target with 2 rounds to the head/face scoring area. Once all 4 rifle rounds have been fired, make the rifle GREEN (rifle may be grounded or slung, but must bolt must be locked to the rear), Shooter will adopt a pistol kneeling position, draw the pistol, MAKE READY and engage the body/center mass area of each FIG 21 target with 8 rounds each. Upon all rounds complete or when the time limit has expired, Shooters will make all weapons GREEN(bolt and slide locked to rear to show clear).

CT5110

Scoring:

- Any round that touches the scoring area will count for a score if it is the proper caliber round on target and does not exceed the maximum amount of hits per target.
- FIG 11 Pistol target hits must be 5.56mm, no more than 10 hits allowed for each target.
- FIG 21 hits must have 2 rifle hits in the head/face scoring area. Maximum of 2 rifle hits per FIG 21 target. Rifle hits in the torso of the FIG 21 will not count.
- Maximum of 8 pistol rounds per FIG 21 target. Pistol hits in the head/face scoring area are minimum score value possible for that target.

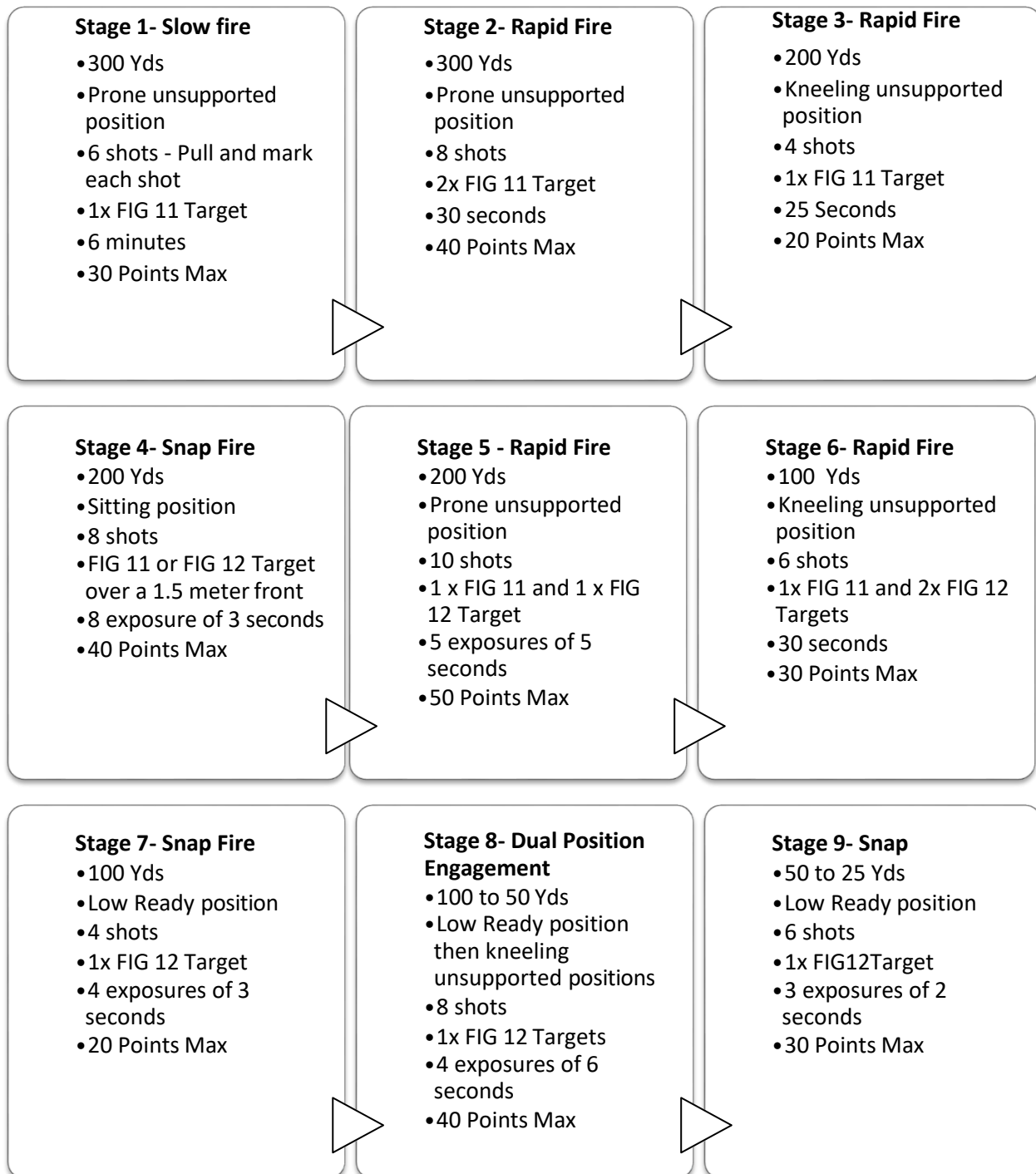
APPENDIX 11

TASK: Combat Rifleman (Forward Assault) – RI3250/RT3350

INTENT: Assess your shooting abilities by utilizing multiple positions according to a load plan at your discretion.

CONDITIONS: As a participant with an M16/M4 series rifle/carbine and 60 rounds; complete 9 stages on a Known Distance (KD) Range. Magazines will be filled with the amount of ammunition at the competitors' discretion as long as the total amount filled does not exceed 60 rounds. Match RT3350 is a paper match of combined scores from match RI3250.

STANDARD: Achieve the highest number of points possible. The maximum individual competitor point value is 300.





RI3250 / RT3350

Coordinating Instructions

After the initial command to "Load Magazine" and "Make Ready" there will be no further commands to do so during this course of fire. All competitors are responsible for reloading on their own as needed.

Stage 1: Hits and visible misses will be spotted. The target will be engaged with the spotting discs in place.

Stage 2: Will begin in the prone unsupported position. Upon exposure of the targets, competitors will engage each target with 4 shots each for a total of 8 shots.

Stage 3: Competitors advance from 300 on order at a walk. Upon exposure of the target, competitors will move to the 200-yard line, adopt the kneeling unsupported position and fire 4 shots.

Stage 4: Targets are exposed randomly (either FIG 11 or FIG 12) in three positions over 1-1/2 meter frontage. One shot will be fired per each exposure.

Stage 5: Each exposure will be engaged with 2 shots, one shot at each target.

Stage 6: Competitors advance from 200-yard line aligned to the center and on order. Upon exposure of the targets, competitors will move to the 100-yard line, adopt the kneeling unsupported position and fire 6 shots, 2 shots at each target.

Stage 7: Targets are exposed randomly over intervals of 5 - 10 seconds. One shot will be fired at each exposure.

Stage 8: Four exposures of one target in the competitors designated target lane. Competitors will advance on order in the Low Ready position after each exposure. Upon exposure of the first target, all competitors will stop and engage their target as it appears with 2 shots; first shot from the standing position, second shot from the kneeling unsupported position. Upon the completion of each exposure, competitors will apply safety catches and return to the Low Ready position.

Stage 9: Each exposure will be engaged with two shots. Competitors will advance, on order, after each exposure. Starting position for each engagement is Low Ready position.

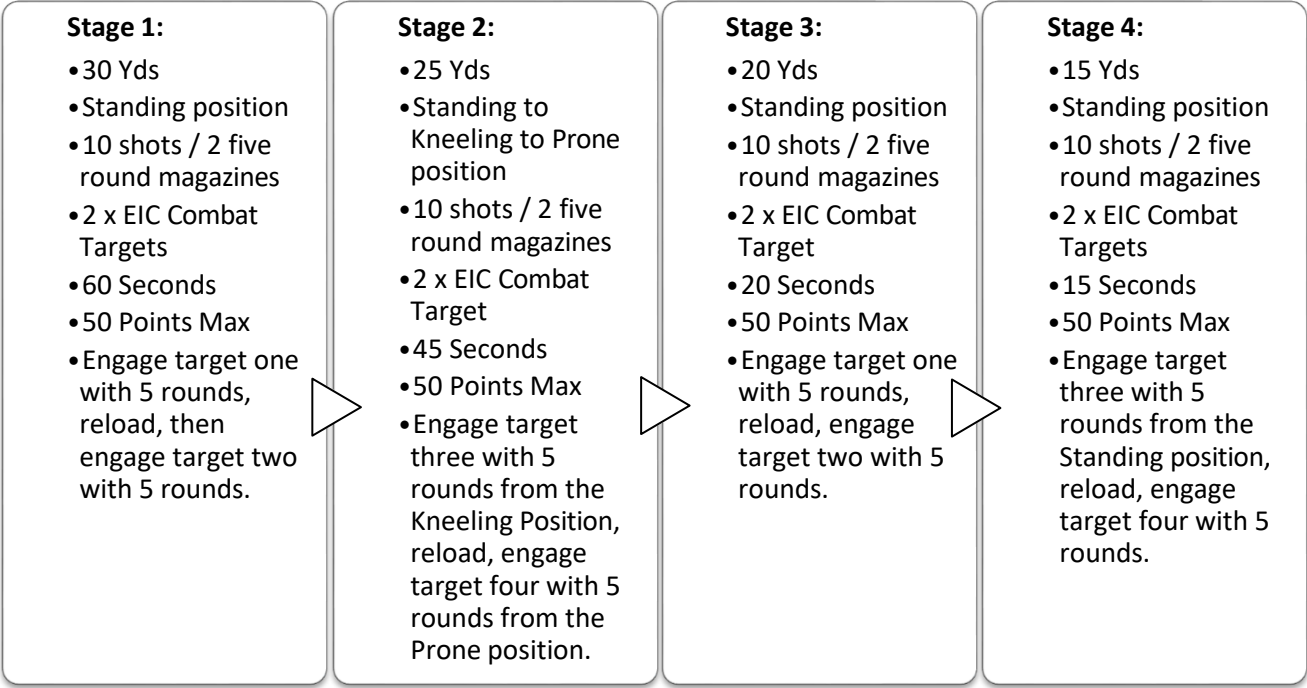
APPENDIX 12

TASK: Combat Pistol EIC – PI2210

INTENT: Conduct a validated EIC match in order to award LEG points.

CONDITIONS: As a participant with an M9/M17 pistol and 40 rounds, complete 4 stages on a Known Distance (KD) Range.

STANDARD: Achieve the highest number of points possible. The maximum point value is 200.



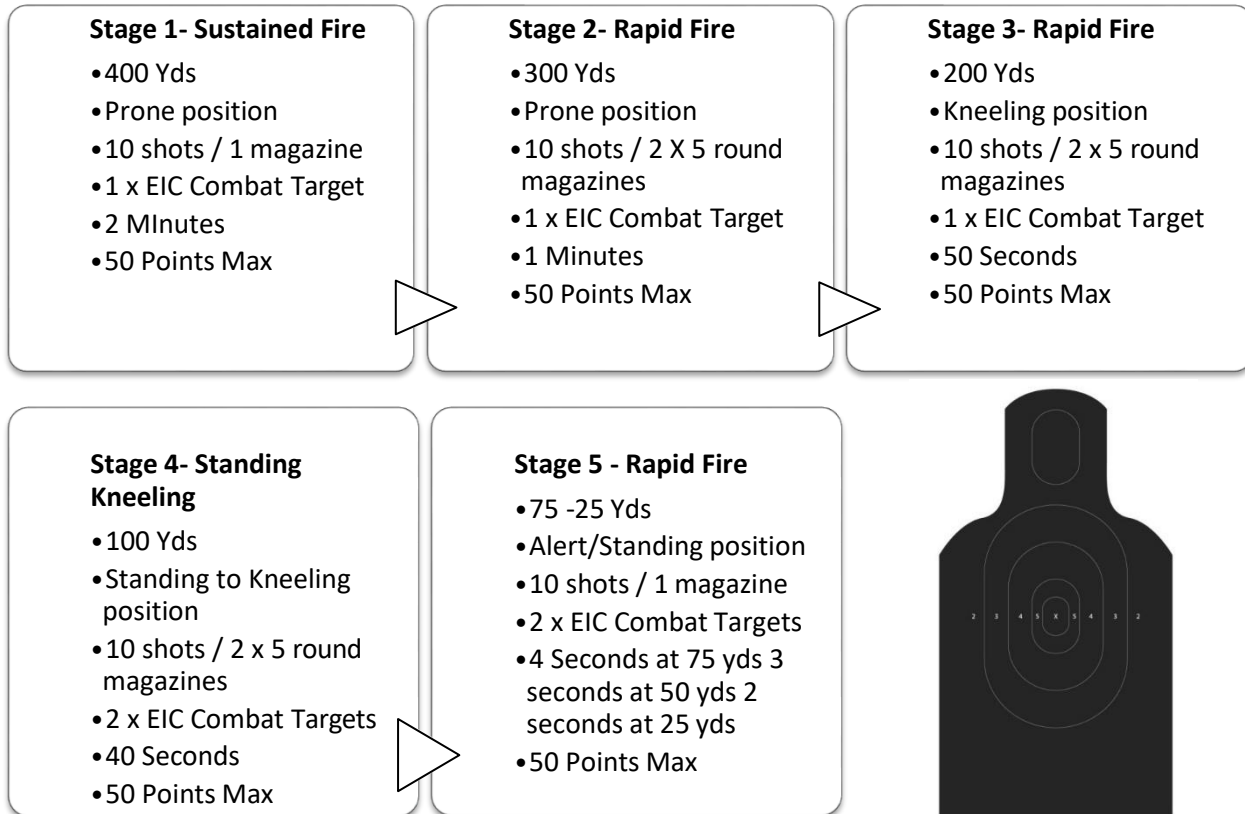
APPENDIX 13

TASK: Combat Rifle Excellence-In-Competition – RI3210

INTENT: Conduct a validated EIC match in order to award LEG points.

CONDITIONS: As a participant with an M16/M4 series rifle/carbine and 50 rounds, complete 5 stages on a Known Distance (KD) Range. This course of fire will utilize the Alert Position throughout the course of fire. **Visible misses will be marked.**

STANDARD: Achieve the highest number of points possible. The maximum point value is 250.



RI3210

Coordinating Instructions

This course of fire requires that the shooter start each exposure from the Low Ready or "Alert" Position (rifle at a 45 degree downward angle, butt stock on the shoulder) during stage 5. Failure to do so will result in a 5 point penalty. May not use the Squatting position during this match.

Stages 1-4 will begin 25 yards behind the firing line, then move to the firing line and engage targets when they appear. In stage 4 shooters engage target one with five rounds from the Standing position, reload, then engage target two with 5 rounds from the Kneeling position. In stage 5 participants have four seconds to fire as many rounds as desired at either target from 75 yards. Participants then move, on order from the tower, to the 50 yard line where they have three seconds to fire as many rounds as desired at either target. Then move again, on order, to the 25 yard line, with two seconds to fire as many rounds as desired at either target. Participants must fire five rounds at each target. Excessive hits will be treated as misses.

APPENDIX 14

TASK: General George Patton Combat Pistol –PT2100

INTENT: Effectively coordinate a fire plan between team members with increased heart rate and breathing.

CONDITIONS: As a team of participants with M9/M17 pistol and 51 rounds each; complete 4 stages on a Known Distance Range. Four firing members shoot on six targets incorporating fire distribution. Magazines are filled prior to Stage 1. Equipment must be worn during the entire exercise. Magazines will be filled with the amount of ammunition at the competitors' discretion as long as the total amount filled does not exceed 15 rounds per magazine and 17 rounds per stage of firing, and all competitors conduct a reload under time.

STANDARD: Achieve the highest number of points possible. The maximum point value is 1110.

Stage 1:

- Each team is required to successfully move 300 yards in 2 minutes with all required equipment. Failure to complete the movement in time results in disqualification from the rest of the stages. Once time has ended shooters begin Stage 2.

Stage 2:

- 30 Yds
- Holstered to Standing unsupported position
- 17 shots each
- 6 x Fig 11 Pistol
- 35 Seconds
- 340 Points Max

Stage 3:

- 25 Yds
- Holstered to Standing unsupported position
- 17 shots each
- 6 x Fig 11 Pistol
- 30 seconds
- 340 Points Max

Stage 4:

- 20 Yds
- Holstered to Standing unsupported position
- 17 shots each
- 6 x Fig 11 Pistol
- 25 seconds
- 340 Points Max

PT2100

Coordinating Instructions for Bonus:

If all targets are hit with 6 or more 5s, the team earns a bonus of 30 points.

If all targets are hit with 12 or more 5s, the team earns a bonus of 60 points.

If all targets are hit with 18 or more 5s, the team earns a bonus of 90 points.

The bonus is 30, 60 **OR** 90 points. **Only 1 bonus is allowed.**



APPENDIX 15

TASK: Know Your Limits Barricade Team Match - RT3195

INTENT: Successfully distribute fires within the target array by assigning the most capable team member to a selected target, from a designated firing position and issued a determined number of rounds in order to achieve the highest score possible.

CONDITIONS: As a team of participants, with individual service rifles, a determined number of rounds to a maximum of 10 rounds, each member firing from a designated position, on a selected target at an unknown distance and within the specified time limit. Team members will advance an unknown distance from a starting position to the firing line/barricade, engage an assigned target from an unknown distance, with a given number of rounds. The team leader will be responsible for selecting and assigning each member to a specified barricade, with a selected target (from among the target figures allowed) and with an assigned number rounds from the total number of rounds provided to the team. Spotting scopes or binoculars may be used. Only members of the team are allowed forward of the ready/starting line. Each member must be assigned to a firing point and achieve at least one scoring hit on that assigned target.

STANDARD: Achieve the highest team aggregate number of points possible from hits scored on the assigned target array. The team will have 60 seconds to advance, adopt the required firing position and engage the assigned target with the assigned number of rounds. Maximum point value is 150.

Firing Point #1A

Pos: Standing supported
Rng: UKD 100-200 yds
Rnds: #Assigned by TL
Tgt: Assigned by TL

Firing Point #1B

Pos: Modified Kneeling supported (keyhole portal)
Rng: UKD 100-200 yds
Rnds: #Assigned by TL
Tgt: Assigned by TL

Firing Point #1C

Pos: Modified Prone (base portal)
Rng: UKD 100-200 yds
Rnds: #Assigned by TL
Tgt: Assigned by TL

Firing Point #1D

Pos: Kneeling Supported
Rng: UKD 100-200 yds
Rnds: #Assigned by TL
Tgt: Assigned by TL

Coordinating Instructions

- Time Limit: 60 seconds
- 30 rounds per team (Tm Ldr will assign number of rounds to each member-10 round maximum per team member)
- Minimum of 1 scoring hit must be achieved on each target. Failure to achieve will result in a 25 point penalty for each target.
- Maximum of 10 scoring hits allowed per target. Excess hit rules will apply.
- Each Firing Point will have a designated firing position; TL will assign each members to a firing point.
- Target to be engaged from each firing point will be selected by the TL and assigned to each firing point.
- The number of rounds fired at each target will be determined and assigned by the TL.
- Targets that may be assigned to a team member; 1 each from these 4 target figures.
 - Figure 11 (pistol)
 - Figure 12
 - Figure 14
 - Combat EIC target



Tie Break Rules:

- The greatest number of 5s, 4s, 3s
- The greatest number of 5s, 4s, 3s on the Combat EIC target
- The greatest number of 5s, 4s on the Figure 14 target

APPENDIX 16

TASK: Team Covering Fire – RT3180 (**CHANGE**)

INTENT: Test competitors' speed and ability to engage targets with an increased heart rate under a time constraint.

CONDITIONS: As a team with an M16/M4 series rifle/carbine and 30 rounds per team member; complete 3 stages on a Known Distance (KD) Range.

STANDARD: Achieve the highest number of points possible. The maximum point value is 600.

Stage 1:

- 600 Yds
- Prone position
- 10 shots per team member
- FIG B
- 60 seconds
- 50 Points max per team member

Stage 2:

- 500 Yds
- Prone position
- 10 shots per team member
- FIG B
- 120 seconds
- 50 Points max per team member

Stage 3:

- 400 Yds
- Prone position
- 10 shots per team member
- FIG B
- 120 seconds
- 50 Points max per team member

Coordinating Instructions:

- At the 600 yard line, teams will start from the Low Ready position, when their target appears assume the Prone firing position, "Make Ready" and engage the FIG B with 10 rounds each. Remaining in the Prone position, once your target appears again you will move to the 500 yard line, "Make Ready" and engage the FIG B with 10 rounds each. Remaining in the Prone position, once your final target appears you will move to the 400 yard line, "Make Ready" and engage the FIG B with 10 rounds each. The coach may carry a rifle, but is not allowed to carry ammunition. All weapons will have their safeties checked prior to movement. Team members will occupy the center of the numbered firing point (spaced approximately one meter apart). Team members may open fire as soon as they are in the appropriate firing position.



APPENDIX 17

TASK: Falling Plates – RT3130

INTENT: Engage falling plates from the any position as fast as possible, with the fewest rounds as possible, after advancing.

CONDITIONS: As a team of participants with an M16/M4 series rifle/carbine and **5 rounds per team member**; complete 1 stage on a Known Distance (KD) Range. Falling plates will be engaged after the team advances to the designated firing point. Time stops when the last plate falls or all rounds have been fired.


STANDARD: Achieve the highest number of hits possible in the fastest time possible with the fewest rounds required.

Stage 1

- 300 Yds
- Any position
- 5 shots / 1 magazine per team member
- 8-steel targets
- 1 Exposure - As much time as required

Coordinating Instructions

- On command, the four person team will advance rapidly from the 400 yard line to the 300 yard line. Carry out "Make Ready" on their own when they are in position at the 300 yard line and attempt to shoot down all of their assigned targets (plates) as fast as possible in the fewest rounds needed.
- Plates must fall down to count. Plates that are turned and not knocked down do not count as a successfully knocked down plate target.
- Scoring: The fastest team to knock down all plates wins. Times will be recorded by shot timers to the nearest 100th of a second
- If teams have a tie the Tie breaker will be:
 - Most number of rounds remaining. (If both teams have the same number, go to the next tie breaker)
 - In the event of an unbreakable tie for 1st thru 10th place, the teams will re-shoot.
 - Otherwise, the teams with tied scores will receive the same place value.



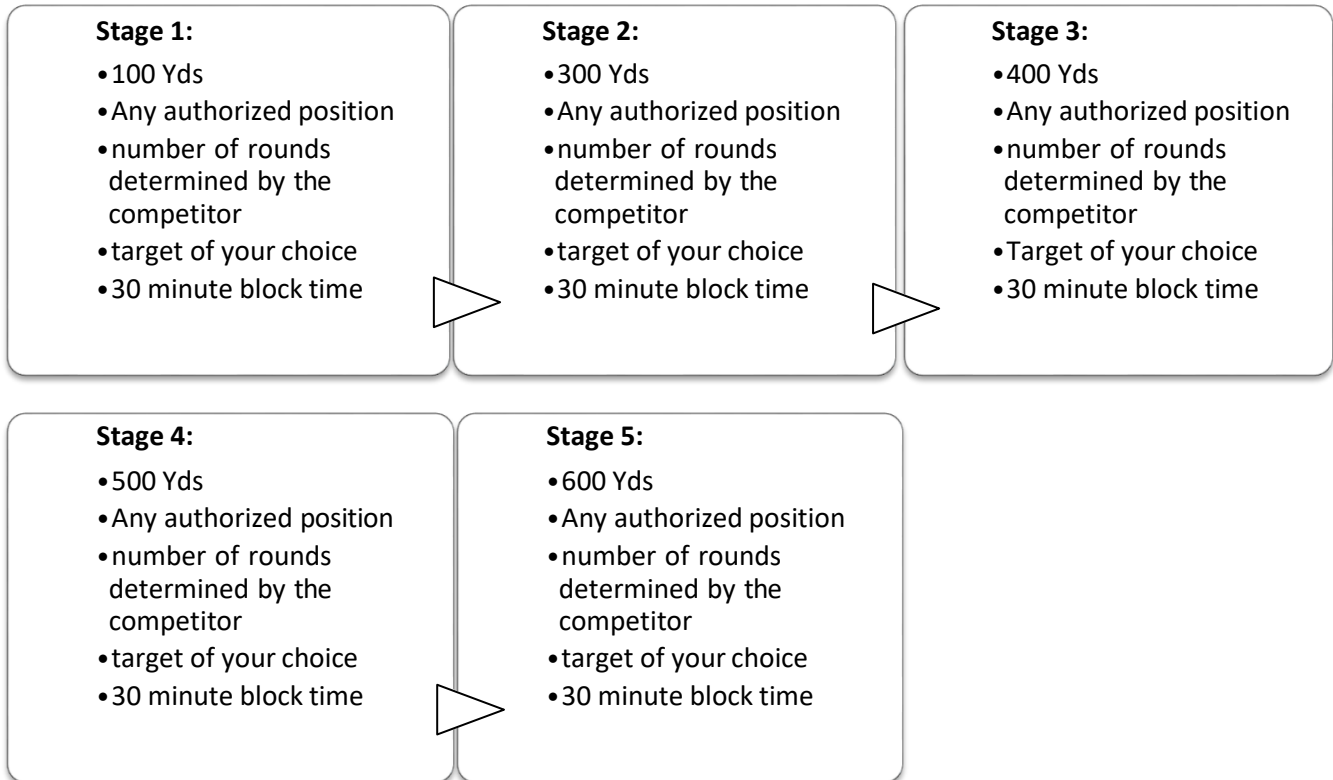
APPENDIX 18

TASK: 100 – 600 AFSAM Special Zero – RI3040 (AFSAM ONLY) (This is not a scored event)

INTENT: Test competitors' marksmanship ability with their issued 5.56 caliber weapon system while gathering zero data.

CONDITIONS: As a participant with a match authorized 5.56 caliber weapon system and 100 rounds per competitor; complete 5 stages on a Known Distance (KD) Range. Each stage will be given a block time. Each team will be assigned firing points and radios. Teams will be responsible for conducting their own zero time and pit operations during the block time of 30 minutes. All targets will be available to be fired on. It is up to the team captain and competitors on the amount of rounds fired at each yard line and which targets are fired on. Each competitor will be given 100 rounds total in order to complete the course of fire. There is no set fire plan for this course of fire.

STANDARD: This match will not be for score. This is to gather zero information for weapon systems on the targets that will be utilized throughout the AFSAM.



APPENDIX 19

TASK: The Xiphos – CA1 & The Hoplon – CA2 (AFSAM ONLY)

INTENT: Test individual concentration, endurance, and marksmanship skill under duress in an unfamiliar environment. The intent is to continuously change this match's format, conditions, and standards to provide the maximum challenge without preparation and gaming of the match.

CONDITIONS: As a participant with an M16/M4 series rifle/carbine with the number of rounds TBD, M9 or M17 pistols with the number of rounds TBD, M500/590 shotgun with the number of rounds TBD; complete two unknown stages in no more than the specified amount of time (TBD).

STANDARD: Achieve the highest number of points possible. Greatest number of 5's is the tie breaker.

CA1 & CA2

Coordinating Instructions:

Competitors must be prepared to traverse a gauntlet of paper and steel targets varying from 10-200yds in distance with their issued rifle, pistol, and a staged M500 Shotgun. Each stage consists of three phases using a combination of all three weapons.

All traditional targets require two scored hits to neutralize, and designated "armored" targets require one additional hit in the facial scoring area. Every hit on white "hostage" targets constitutes a -10pt. penalty.

All weapons must be made safe with finger off the trigger when moving between shooting boxes. Competitors will receive a verbal warning on the first infraction, and immediate stage disqualification for subsequent infractions.

All stage objects are considered "hard cover." Any rounds passing through hard cover will not be scored. Shooters will receive one verbal warning when striking hard cover, and will be disqualified if they continue to shoot hard cover.

APPENDIX 20

TASK: Night Reflexive Fire – RN1 (AFSAM ONLY)

INTENT: Assess the competitor's skill on multiple target engagements in a low light close quarter's environment.

CONDITIONS: As a participant with an M16/M4 series rifle/carbine, Night Optic Device, an Aiming Laser, and 36 rounds, complete 2 stages on a Known Distance (KD) Range.

STANDARD: Achieve the highest number of points possible. The maximum point value is 180.

Stage 1:

- 25 Yds
- Low Ready position
- 12 shots / 1 X 12 round magazine
- 4 x Fig 11 Pistol
- 4 exposures of 4 seconds, minimum interval of 7 seconds
- 60 Points Max

Stage 2:

- 25 Yds
- Low Ready position
- 24 shots / 2 x 12 round magazines
- 4 x Fig 11 Pistol
- 4 exposures, one each of 7 seconds, 6 seconds, 5 seconds, 4 seconds; minimum 7 second intervals
- 120 Points Max

Scoring

- Participants must have a hit inside the facial scoring area to receive a score on the target. Only 1 facial hit is worth five points. Excessive facial hits are worth two points each. The facial scoring area is designated by the line around the face and the bottom edge of the helmet. A 5 point penalty will be assessed for each exposure for poor laser discipline.

RN1

Coordinating Instructions

In stage 1 shooters engage each target from left to right, placing two shots in the torso region first and the third shot in the facial scoring area. From the Low Ready position, with lasers deactivated, on the command "fire" shooters will rotate their safety selector switch to fire, activate their Aiming laser, and engage their target. Upon the command of "cease fire" shooters will place their selector lever on safe, deactivate their aiming laser, assume the Low Ready position, and await commands from the tower.

During stage 2 First exposure -Engage targets 1, 2, 3, and 4 left to right, placing one shot on each target, return to target 1 for the last two shots, in 7 seconds, then return to the Low Ready position, with the aiming laser turned off; Second exposure -repeat firing sequence of first exposure in 6 seconds, then return to the Low Ready position. For the Third exposure -participants engage targets 2, 3, 4, with two rounds each in 5 seconds; Fourth exposure -repeat firing sequence of third exposure in 4 seconds, then return to the Low Ready position. The aiming laser may only be activated after the command of fire and will be deactivated in the low ready position.



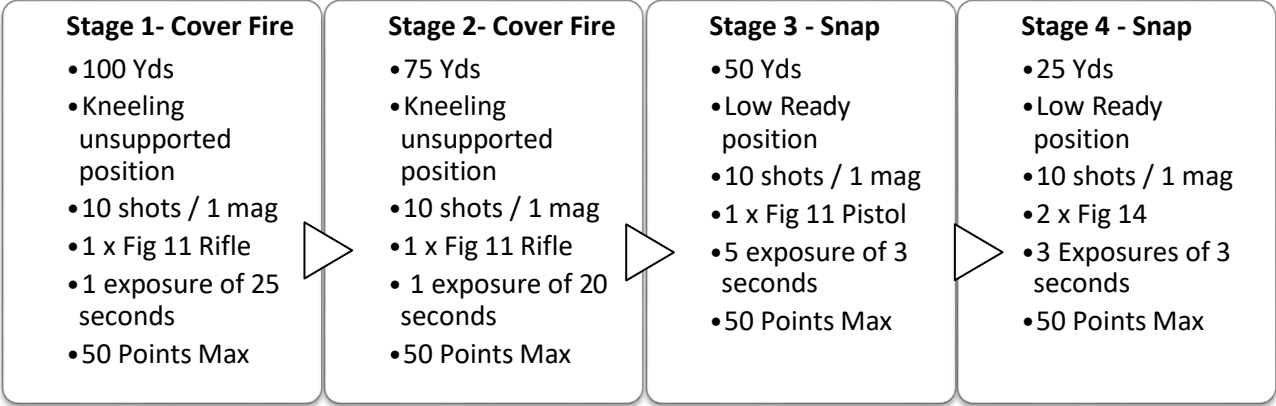
APPENDIX 21

TASK: Night Close Quarter Battle – RN2 (AFSAM ONLY)

INTENT: Test competitor’s capabilities in a close quarter’s environment.

CONDITIONS: As a participant with an M16/M4 series rifle/carbine, Night optic Devices, an Aiming Laser, and 40 rounds; complete 4 stages on a Known Distance (KD) Range.

STANDARD: Achieve the highest number of points possible. The maximum point value is 200.



RN2

Coordinating Instructions

Stages 1-4 begin in the Standing Low Ready position with lasers off. In stage 1 shooters adopt the Kneeling or Squatting position, activates their aiming laser, and fire ten rounds on the left target. In stage 2 shooters adopt the Kneeling or Squatting position, activates their aiming laser, and fire ten rounds on the right target. In stage 3 only two shots may be fired with each exposure on the figure 11 pistol target after each engagement the shooter will deactivate their laser and return to the low ready. In stage 4 competitor's may fire any number of shots within each exposure. All shots must be on the Figure 14 target during stage 4. After each engagement shooters must deactivate their aiming laser and return to the low ready. A five point penalty will be assessed for each exposure for poor laser discipline.



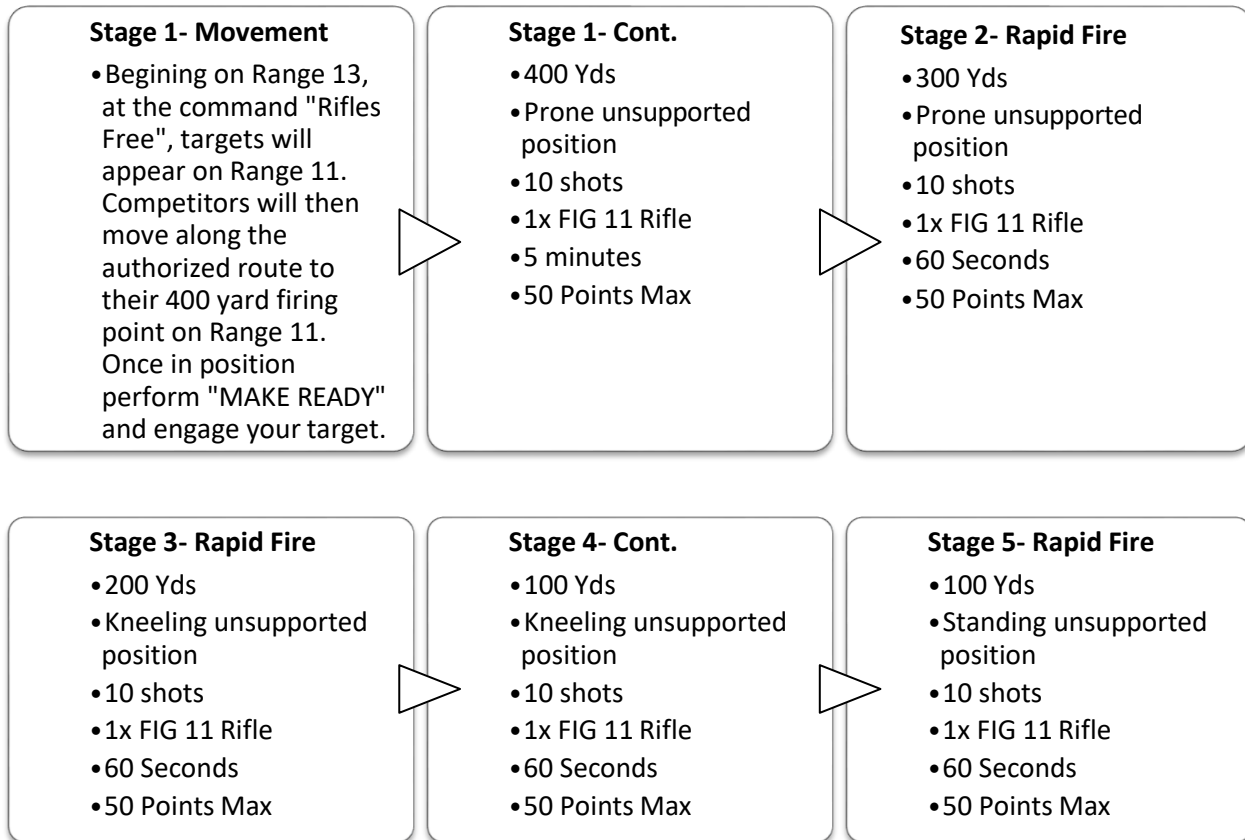
APPENDIX 22

TASK: Hoplite Run – OR1 (AFSAM ONLY)

INTENT: Test competitor's physical endurance and marksmanship abilities by utilizing multiple positions at various distances.

CONDITIONS: As a participant with an M16/M4 series rifle/carbine, and 50 rounds; complete 5 stages on a Known Distance (KD) Range. Magazines are filled prior to Stage 1. Equipment must be worn during the entire exercise.

STANDARD: Achieve the highest number of points possible. The maximum individual competitor point value is 250.



OR1

Coordinating Instructions

Stage 1 - Firers will start with all magazines loaded and must stay on the designated run route. Anyone that leaves the route will be disqualified. The targets will be exposed for 5 minutes, at the end of the time the targets will go down. If a firer fails to engage their target at 400 yds before the time has elapsed the firer forfeits those shots and can continue on.

There will be a 20-second delay between all stages to allow for safeties to ensure all weapons are "GREEN AND CLEAR". Movements will be done in the "GREEN AND CLEAR" status.



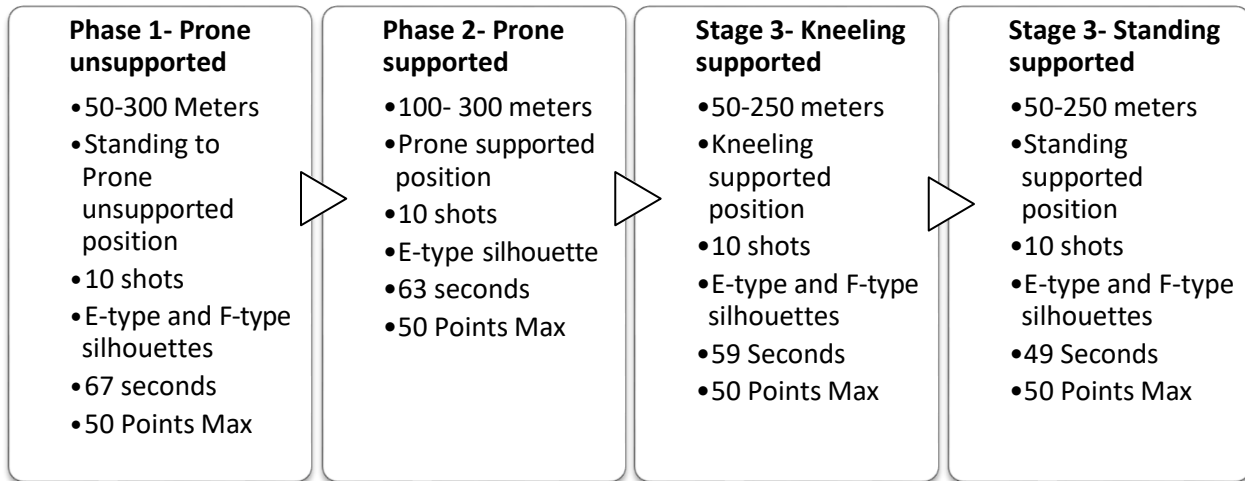
APPENDIX 23

TASK: Annual Weapons Qualification Table VI Stage 1 – OR2 (AFSAM ONLY)

INTENT: Test competitor's ability to engage and defeat single and multiple threats at varying ranges from supported and unsupported standing, kneeling, and prone firing positions, during day visibility conditions using ball ammunition.

CONDITIONS: As a participant with an M16/M4 series rifle/carbine, and 40 rounds; complete 4 phases on a pop-up range. Magazines are filled prior to Phase 1. Equipment must be worn during the entire exercise.

STANDARD: Achieve the highest number of points possible. The maximum individual competitor point value is 160.




OR2

Coordinating Instructions

Phases 1 - Firers will start at the Low Ready and engage the first target from the standing unsupported position. There is a 5-second delay between the first and second engagement to allow the firer to go to prone. There is a 3-second delay between all other engagements in this phase. A 10-second delay time is incorporated at the end of the phase to facilitate reload and firing position change.

Phase 2 & 3 - There is a 3-second delay between all engagements. A 10-second delay time is incorporated at the end of the phase to facilitate reload and firing position change.

Phase 4 - There is a 3-second delay between all engagements.



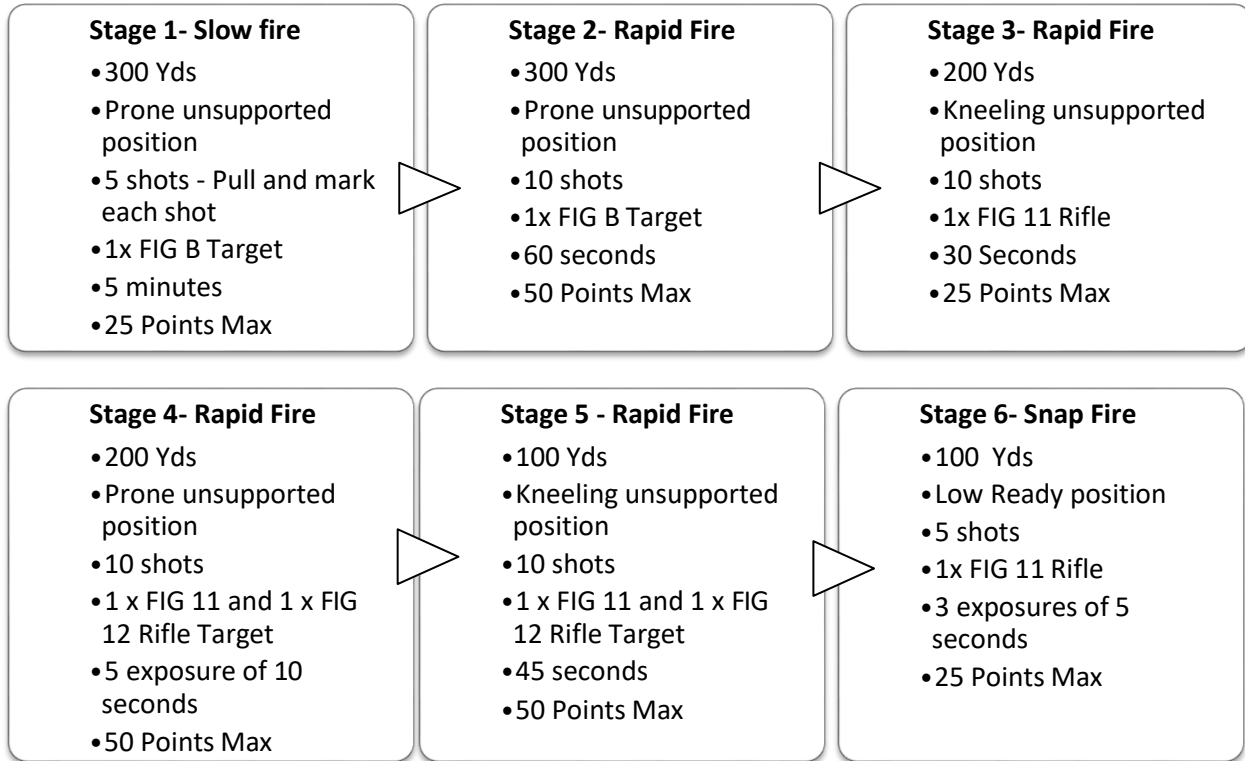
APPENDIX 24

TASK: Night Combat Rifleman (Forward Assault) – RN3 (AFSAM ONLY)

INTENT: Assess your shooting abilities by utilizing multiple positions according to a load plan at your discretion.

CONDITIONS: As a participant with an M16/M4 series rifle/carbine, Night Optic Devices an Aiming Laser, and 50 rounds; complete 6 stages on a Known Distance (KD) Range. Magazines will be filled with the amount of ammunition at the competitors' discretion as long as the total amount filled does not exceed 50 rounds.

STANDARD: Achieve the highest number of points possible. The maximum individual competitor point value is 250.





RN3

Coordinating Instructions

After the initial command to "Load Magazine" and "Make Ready" there will be no further commands to do so during this course of fire. All competitors are responsible for reloading on their own as needed. Competitors will NOT move with loaded weapons.

Stage 1: Hits and visible misses will be spotted. The target will be engaged with the spotting discs in place.

Stage 2: Will begin in the prone unsupported position. Upon exposure of the targets, competitors will engage the target with 10 shots.

Stage 3: Competitors advance from 300 to 200 on order at a walk. Upon exposure of the target, adopt the kneeling unsupported position and fire 10 shots.

Stage 4: Each exposure will be engaged with 2 shots, one shot at each target.

Stage 5: Competitors advance from 200 to 100 on order at a walk. Upon exposure of the targets, adopt the kneeling unsupported position and fire 10 shots, 5 shots at each target..

Stage 6: Target is exposed randomly over intervals of 5 - 10 seconds.

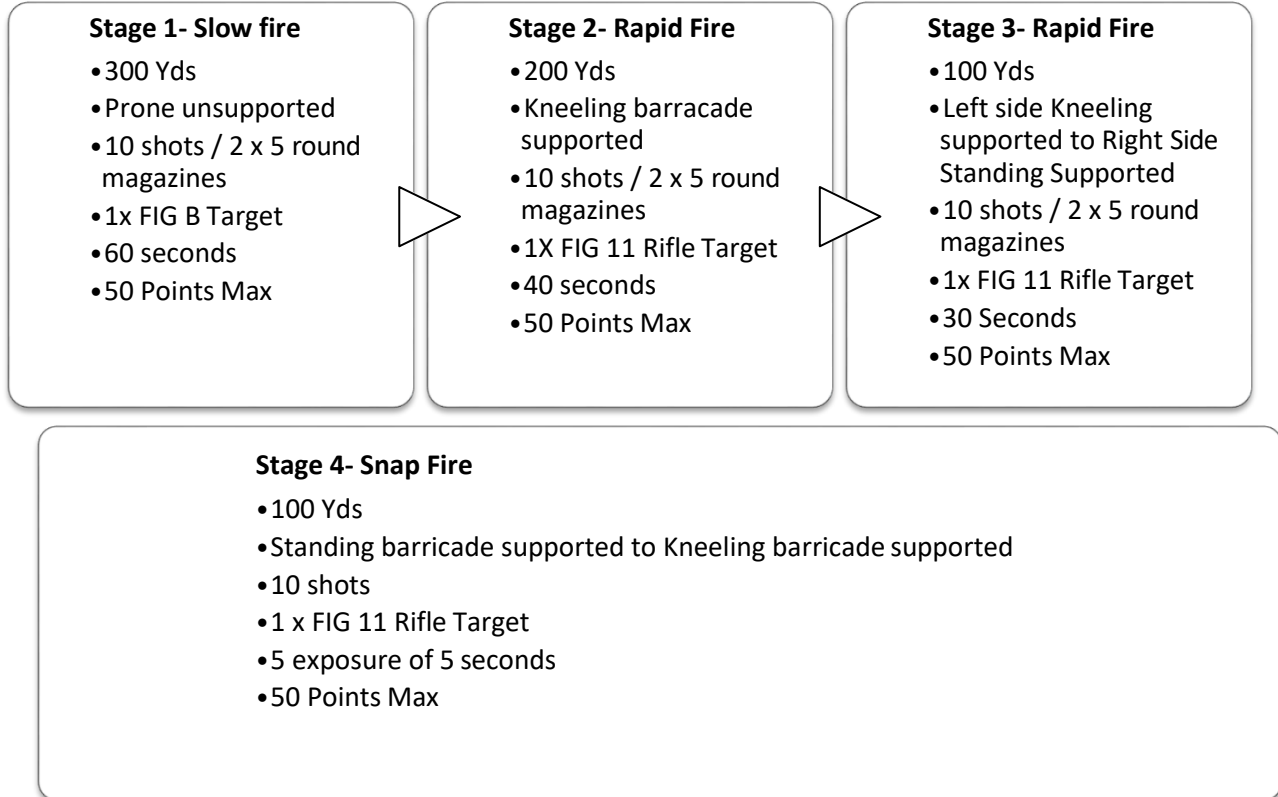
APPENDIX 25

TASK: Night Combat Barricade – RN4 (AFSAM ONLY)

INTENT: Assess your shooting abilities by utilizing multiple positions.

CONDITIONS: As a participant with an M16/M4 series rifle/carbine, Night Optic Devices an Aiming Laser, and 40 rounds; complete 4 stages on a Known Distance (KD) Range.

STANDARD: Achieve the highest number of points possible. The maximum individual competitor point value is 200.



RN4

Coordinating Instructions


All Exposures will start at the low ready, behind the barricade, and with the aiming laser deactivated.

Stage 1: On the command of "fire" Competitor assumes a prone unsupported firing position and fires 5 rounds at their figure B target conducts a magazine change and fires 5 more rounds at the figure B target in 60 seconds.

Stage 2: On the command of "fire" Competitor assumes a kneeling barricade supported firing position and fires 5 rounds at their figure 11 Rifle Target conducts a magazine change and fires 5 more rounds at the figure 11 Rifle target in 40 seconds.

Stage 3: On the command of "fire" Competitor assumes a left side kneeling barricade supported firing position and fires 5 rounds at their figure 11 Rifle Target conducts a magazine change, Assumes a right side standing barricade supported position and fires 5 more rounds at the figure 11 Rifle target in 30 seconds.

Stage 4: On the command of "fire" Competitor assumes a standing barricade supported firing position and fires one round, then assumes a kneeling barricade supported firing position and fires 1 rounds at their figure 11 Rifle Target in 5 seconds then returns to the low ready position with weapon on safe and aiming laser deactivated to await next exposure.



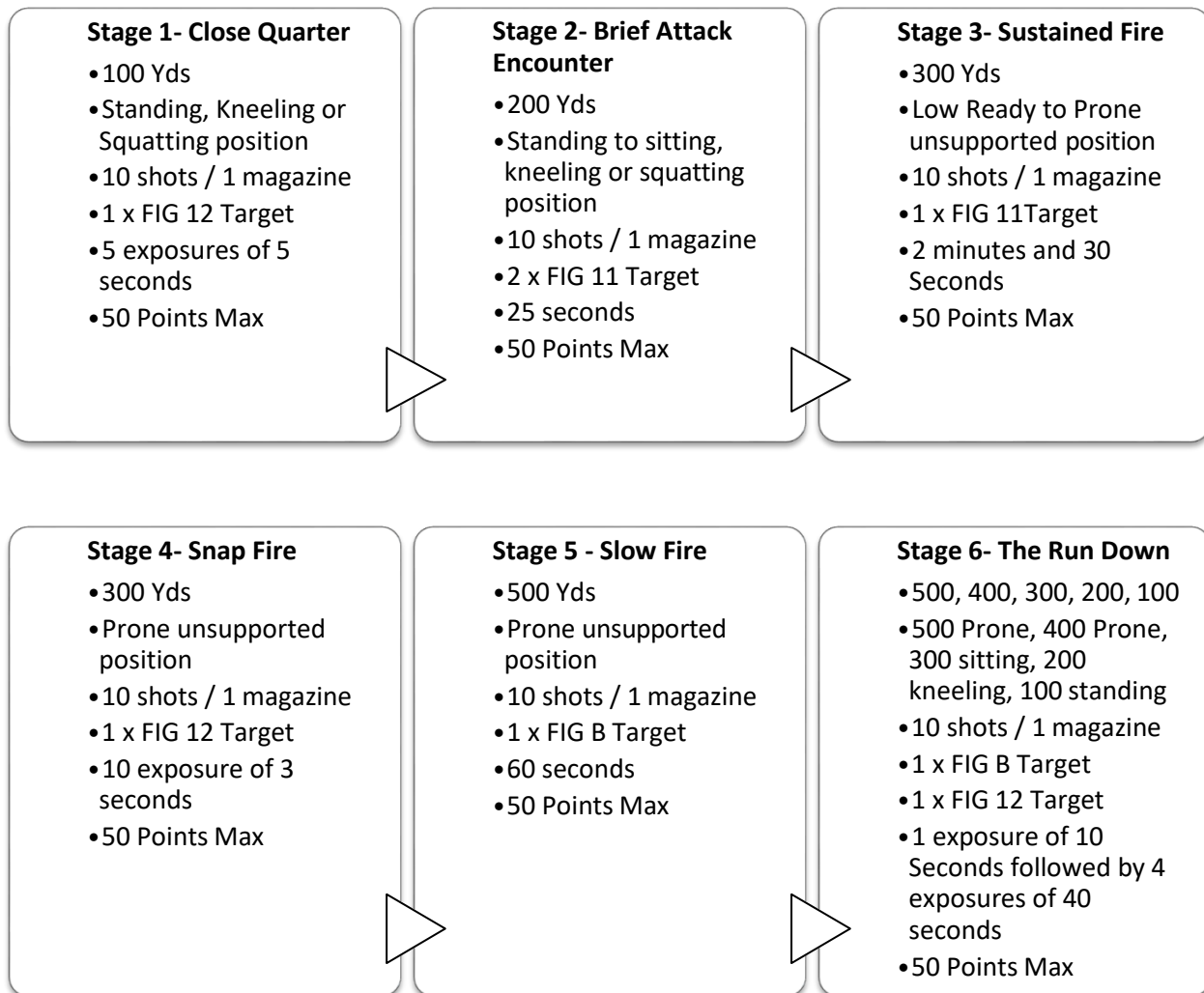
APPENDIX 26


TASK: International Interservice Rifle Team Match – RT3600 (AFSAM ONLY)

INTENT: Assess your team's shooting abilities by utilizing all positions and all distances fired throughout the match.

CONDITIONS: As a team of 4 participants with a M16/M4 series rifle/carbine and 60 rounds each; complete 6 stages on a Known Distance Range. Coaching is permitted. Each team is responsible for their target/score verifier in the pits. The range staff will not be responsible for your own team verification.

STANDARD: Achieve the highest number of points possible. The maximum team point value is 1200.





RT3600

Coordinating Instructions

Stage 1: First exposure starts from the Stage Starting, after the first exposure the competitor returns to the Low Ready between each exposure with the safety catch applied.

Stage 2: Participants adopt a Stage Starting position in the Load state with safety catch applied, feet flat on the ground, legs uncrossed. Upon exposure of the targets, assume the firing position.

Stage 3: Participants adopt a Stage Starting position in the Load state with safety catch applied. Upon exposure of the targets, assume the Prone position.

Stage 4: Competitors start from the prone unsupported position. 10 exposures of 3 seconds, over 5 minutes with 2 exposures in the last minute of firing time, over a frontage of 1 1/2 meters.

Stage 5: Participants start from the Prone unsupported position and engage the target when it appears with 10 shots.

Stage 6: At 500 yards, participants are in the Stage Starting position in the Load status with safeties applied. When the target appears, participants adopt the prone unsupported position and fire two shots. On each subsequent exposure, participants advance to the next firing line, adopt the appropriate firing position and fire two shots. Participants must remain in the appropriate firing position until the target reappears. Selector levers will be on SAFE during all movement.

APPENDIX 27

TASK: Conaway Challenge Cup – CT5160 (AFSAM ONLY)

INTENT: Test competitor's capabilities in a close quarters with multiple weapon systems.

CONDITIONS: As a participant with an M16/M4 series rifle/carbine, M9/M17 pistol, and 30 rifle rounds and 10 pistol rounds; complete 4 stages on a Known Distance (KD) Range.

STANDARD: Achieve the highest number of points possible. The maximum point value is 200.

Stage 1- Cover Fire

- 100 Yds
- Kneeling unsupported position
- 10 shots / 1 magazine
- 2 x FIG 11 Pistol
- 1 exposure of 25 seconds
- 50 Points Max

Stage 2- Cover Fire

- 75 Yds
- Kneeling unsupported position
- 10 shots / 1 magazine
- 2 x FIG 11 Pistol
- 1 exposure of 20 seconds
- 50 Points Max

Stage 3- Snap

- 50 Yds
- Low Ready position
- 10 shots / 1 magazine
- 2 x FIG 14 Pistol
- 5 exposure of 3 seconds
- 50 Points Max

Stage 4 - Pistol -

- 25 Yds
- Ready position
- 10 shots / 1 magazine
- 2 x FIG 14
- 3 Exposures of 3 seconds
- 50 Points Max

CT5160

Coordinating Instructions

Stages 1-4 begin in the Stage Starting position. In stage 1 shooters adopt the Kneeling unsupported position, and fire ten rounds on the left target. In stage 2 shooters adopt the Kneeling unsupported position, and fire ten rounds on the right target. In stage 3 only two shots can be fired with each exposure on the left target. In stage 4 competitor's ground or sling their rifles and assume the pistol Ready position, and fire any number of shots within each exposure all shots must be on the right target.



APPENDIX 28

TASK: General van Wiggen Trophy – GVWT (AFSAM ONLY)

INTENT: To simulate engaging an enemy combatant during a forward assault..

CONDITIONS: As a member of a 4-person relay team, with individual Pistols and individual Rifles, 96 rounds of 9mm, 96 rounds of 5.56, complete 5 exercises on a Known Distance (KD) Range.

STANDARD: Achieve the lowest time possible by achieving the required number of hits and completing the run.

Exercise 1: Rifle

- 1 x 5 round magazine; 3 loose rounds (per Team Member)
- Prone unsupported
- 4-Person relay
- Combat equipment with pistol
- Range: 100 meters
- Bobbing target (target type)

Exercise 2: Rifle

- 1 x 5 round magazine; 3 loose rounds (per Team Member)
- Kneeling
- 4-Person relay
- Combat equipment with pistol
- Range: 100 meters
- Bobbing target (target type)

Exercise 4: Pistol

- 1 x 5 round magazine; 3 loose rounds (per Team Member)
- Kneeling
- 4-Person relay
- Combat equipment with rifle
- Range 25 meters
- Bobbing target (target type)

Exercise 3: Pistol

- 1 x 5 round magazine; 3 loose rounds (per Team Member)
- Standing
- 4-Person relay
- Combat equipment with rifle
- Range 25 meters
- Bobbing target (target type)

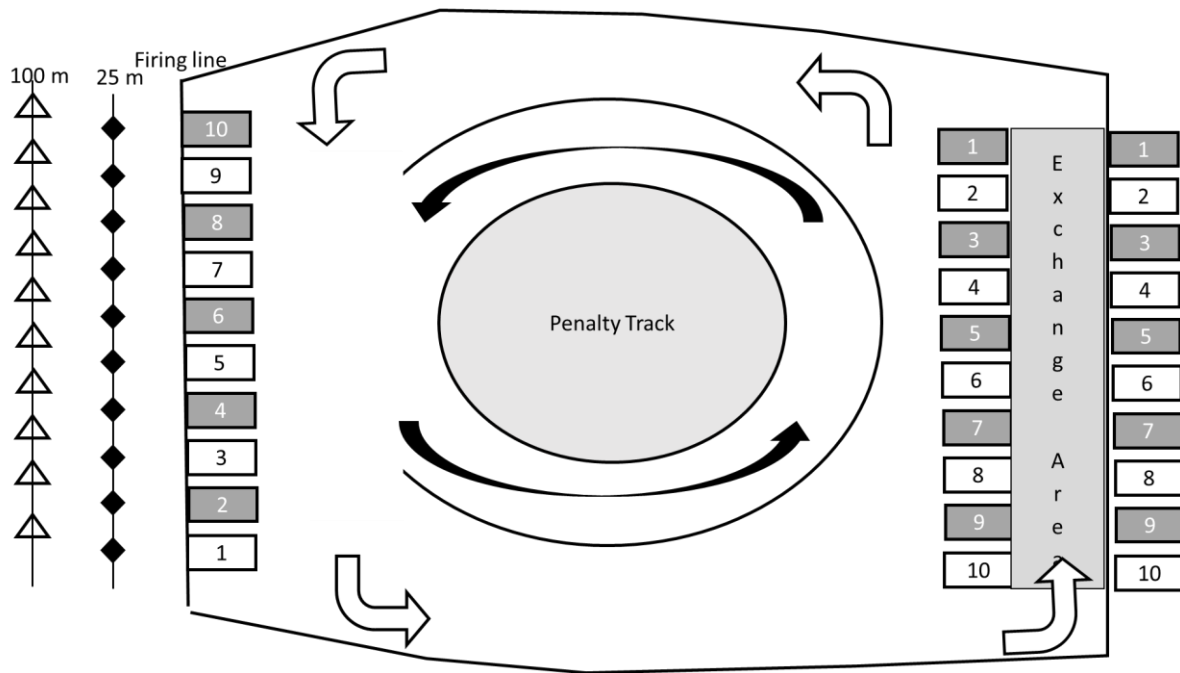
Exercise 5 (Final) : Top 10 Teams

- Rifle
 - 1 x 5 round magazine 5.56; 3 loose rounds
 - Standing
 - 4-Person relay
 - Combat equipment with both weapons
 - 100 meters
 - Bobbing target (target type)
- Pistol
 - 1 x 5 round magazine 9mm; 3 loose rounds
 - Sitting
 - 4-Person relay
 - Combat equipment with both weapons
 - 25 meters
 - Bobbing target (target type)

APPENDIX 28 (cont.)

Coordinating Instructions

- 4-Person relay teams will complete each of the 4 exercises. Top 10 Teams with the lowest time will compete in the final.
- Competitors will start in their designated lane and run to their designated lane on the firing line. They will have 5 round in a loaded magazine and three loose rounds. They will load and engage the target successfully 5 times. Once the Competitor has fired 5 rounds in the preloaded magazine and they do not have the required number of hits, they must eject the magazine and insert 1 round into the magazine, reload the weapon and engage the target. This continues until the target has been engaged 5 times or the 3 loose rounds have been fired. If the competitor does not engage the target successfully 5 times they must run a penalty lap equal to the amount of targets missed. They then run back to the exchange point to tag their team member. Physical contact must be made. The team that completes the exercise in the lowest amount of time wins.
- The Final Exercise will be conducted by the 10 teams with the lowest cumulative time of the 4 exercises. The Final will be fired utilizing both rifle and pistol. Competitors will run to their designated lane and fire the rifle portion and score the required hits on the rifle target or incur a penalty, they will clear the rifle, ground it, transition to the pistol and engage the pistol target and score the required hits or incur a penalty. The Competitors will then run the required penalty laps and conduct the relay exchange. Team with the fastest final time wins.



ANNEX F

AWARDS

APPENDIX 1
WPW AWARDS MATRIX

INDIVIDUAL AWARD	Trophy	1 st OPEN	2 nd OPEN	3 rd OPEN	1 st NOVICE	2 nd NOVICE	3 rd NOVICE
PI2030 Pistol Barricade	N/A	Award	N/A	N/A	Award	N/A	N/A
PI2040 Rapid Pistol CQB	N/A	Award	N/A	N/A	Award	N/A	N/A
PI2210 Pistol EIC	N/A	Award	N/A	N/A	Award	N/A	N/A
PI2250 Anti Body Armor	N/A	Award	N/A	N/A	Award	N/A	N/A
RI3010 Close Quarter Battle	N/A	Award	N/A	N/A	Award	N/A	N/A
RI3020 Reflexive Fire	N/A	Award	N/A	N/A	Award	N/A	N/A
RI3060 Special Zero	N/A	Award	N/A	N/A	Award	N/A	N/A
RI3210 Rifle EIC	Col John Abair Trophy	Award	N/A	N/A	Award	N/A	N/A
RI3250 Combat Rifleman	N/A	Award	N/A	N/A	Award	N/A	N/A
PI2210 and RI3210	Fallen Comrades Trophy SMSgt Jeffrey O. Clegg Trophy	Award	N/A	N/A	N/A	N/A	N/A
Combat Pistol Individual Aggregate Champion (PI2030, PI2040, PI2210, PI2250)	Combat Pistol Individual Aggregate Trophy	Award	Award	Award	Stuart R. Clingman Trophy	Award	Award
Combat Rifle Individual Aggregate Champion (RI3010, RI3020, RI3060, RI3210, RI3250)	Combat Rifle Individual Aggregate Trophy	Award	Award	Award	Award	Award	Award
Individual Grand Aggregate Champion (PI2030, PI2040, PI2210, PI2250, RI3010, RI3020, RI3060, RI3210, RI3250)	The Lloyd Nelson Trophy	Award	Award	Award	Award	Award	Award
Chief's 50 Badges*							

* The Chief's 50 Badge will be awarded to the top 23 individual rifle competitors and top 23 individual pistol competitors regardless of classification. This will be determined by the combined aggregate of all individual matches within the respective discipline to receive the Chief's 50 Badge. Participants are only issued the Chief's 50 Badge if it is their first time to be recognized with the honor. The remainder of the Chief's 50 Badges will be awarded to the top 2 Winston P. Wilson Sniper Team competitors (4 badges) and the top 2 Winston P. Wilson Machine Gun Team competitors (4 badges) when fired.

APPENDIX 1 (Continued)
WPW AWARDS MATRIX

TEAM AWARD	Trophy	1 st Place	2 nd Place	3 rd Place
CT5110 Combined Arms Barricade Team Match	Combined Arms Team Match (3 Soldiers) Trophy	1 Team Award 4 Individual Awards	4 Individual Awards	4 Individual Awards
CT5120 Bianchi Battle <i>(standalone not in All States)</i>	The Bianchi Cup	1 Team Award 4 Individual Awards	4 Individual Awards	4 Individual Awards
PT2100 Patton Team Match	N/A	1 Team Award 4 Individual Awards	4 Individual Awards	4 Individual Awards
PT2340 Rapid Pistol CQB Team	N/A	1 Team Award 4 Individual Awards	4 Individual Awards	4 Individual Awards
PT2350 Anti Body Armor Team	Grant R. Bacon Memorial Trophy	1 Team Award 4 Individual Awards	4 Individual Awards	4 Individual Awards
PT2330 Pistol Barricade Team	N/A	1 Team Award 4 Individual Awards	4 Individual Awards	4 Individual Awards
RT3120 Movers	N/A	1 Team Award 4 Individual Awards	4 Individual Awards	4 Individual Awards
RT3130 Falling Plates	N/A	1 Team Award 4 Individual Awards	4 Individual Awards	4 Individual Awards
RT3170 National Guard Infantry Team Match	CW4 Rick Tanner Memorial Trophy	1 Team Award 4 Individual Awards	4 Individual Awards	4 Individual Awards
RT3180 Covering Fire Match	Rapid Fire Engagement Team Match (Eagle) Trophy	1 Team Award 4 Individual Awards	4 Individual Awards	4 Individual Awards
RT3195 Know Your Limits Barricade Match	N/A	1 Team Award 4 Individual Awards	4 Individual Awards	4 Individual Awards
RT3350 Combat Rifleman Team Match	General Frank J. Grass Trophy	1 Team Award 4 Individual Awards	4 Individual Awards	4 Individual Awards
Combat Rifle Team Aggregate Champions - Aggregate of RT3120, RT3170, RT3180, RT3130, RT3195, RT3350	Combat Rifle Team Aggregate Trophy	1 Team Award 4 Individual Awards	1 Team Award 4 Individual Awards	1 Team Award 4 Individual Awards
Combat Pistol Team Aggregate Champions -Aggregate of PT2100, PT2340, PT2330, PT2350	Combat Pistol Team Aggregate Trophy	1 Team Award 4 Individual Awards	1 Team Award 4 Individual Awards	1 Team Award 4 Individual Awards
* High Individual "New Shooter" on 1 st Place Team for Combat Pistol Team Aggregate Trophy	SSG Millard Butler Team Leader Award	1 Individual Award	N/A	N/A
Overall State Champions -Best Combined Place Value of CT5110, PT2100, PT2340, PT2350, PT2330, RT3120, RT3130, RT3170, RT3180, RT3195, RT3350	Overall State Champions Trophy "All States Trophy"	1 Team Award 4 Individual Awards	1 Team Award 4 Individual Awards	1 Team Award 4 Individual Awards

APPENDIX 2
AFSAM AWARDS MATRIX

INDIVIDUAL AWARD	Trophy	1 st Place
CA1 The Xiphos	N/A	N/A
CA2 The Hoplon	N/A	N/A
RN1 Night Reflexive Fire	N/A	N/A
RN2 Night CQB	N/A	N/A
OR1 Hoplite Run	N/A	N/A
OR2 Annual Weapons Qual	N/A	N/A
RN3 Night Combat Rifleman	N/A	N/A
RN4 Night Combat Barricade	N/A	N/A
Overall Individual Match Champion (CA1, CA2, RN1, RN2, OR1, OR2, RN3, and RN4)	Operational Combined Arms Champion	Award

INDIVIDUAL AWARD	Trophy	1 st Place	2 nd Place	3 rd Place
PI2030 Pistol Barricade	N/A	Award	N/A	N/A
PI2040 Rapid Pistol CQB	N/A	Award	N/A	N/A
PI2210 Pistol EIC	N/A	Award	N/A	N/A
PI2250 Anti Body Armor	N/A	Award	N/A	N/A
RI3010 Close Quarter Battle	N/A	Award	N/A	N/A
RI3020 Reflexive Fire	N/A	Award	N/A	N/A
RI3060 Special Zero	N/A	Award	N/A	N/A
RI3210 Rifle EIC	The Hager Hollon Trophy	Award	N/A	N/A
RI3250 Combat Rifleman	The Royal Air Force Service Rifle Trophy	Award	N/A	N/A
RT3600 High Individual Shooter	The Razorback Trophy	Award	N/A	N/A
AFSAM Individual Pistol Champion (PI2030, PI2040, PI2210 and PI2250)	LTC John A. Berheim Trophy	Award	Award	Award
AFSAM Individual Rifle Champion (RI3010, RI3020, RI3210 and RI3250)	German Defence Forces Service Rifle Trophy	Award	Award	Award
Overall Individual Match Champion (PI2030, PI2040, PI2210, PI2250, RI3010, RI3020, RI3210 and RI3250)	SFC Brent Joseph Lantagne Trophy	Award	Award	Award

APPENDIX 2 (Continued)
AFSAM AWARDS MATRIX

TEAM AWARD	Trophy	1st Place	2nd Place	3rd Place
CT5110 Combined Arms Barricade Team	Combined Arms Team Match (Minuteman) Trophy	1 Team Award 4 Individual Awards	4 Individual Awards	4 Individual Awards
CT5120 Bianchi Battle <i>(Standalone not in overall team aggregate)</i>	N/A	1 Team Award 4 Individual Awards	4 Individual Awards	4 Individual Awards
PT2100 Patton Team Match	N/A	1 Team Award 4 Individual Awards	4 Individual Awards	4 Individual Awards
PT2340 Rapid Pistol CQB Team Match	N/A	1 Team Award 4 Individual Awards	4 Individual Awards	4 Individual Awards
PT2350 Anti Body Armor Team	N/A	1 Team Award 4 Individual Awards	4 Individual Awards	4 Individual Awards
PT2330 Pistol Barricade Team	N/A	1 Team Award 4 Individual Awards	4 Individual Awards	4 Individual Awards
RT3120 Movers	N/A	1 Team Award 4 Individual Awards	4 Individual Awards	4 Individual Awards
RT3130 Falling Plates	N/A	1 Team Award 4 Individual Awards	4 Individual Awards	4 Individual Awards
RT3170 National Guard Infantry Team Match	Sword of the Emperor's Guards of Honor Trophy	1 Team Award 4 Individual Awards	4 Individual Awards	4 Individual Awards
RT3180 Covering Fire	Rapid Fire Engagement Team Match (Cup) Trophy	1 Team Award 4 Individual Awards	4 Individual Awards	4 Individual Awards
RT3195 Know Your Limits Barricade Match	N/A	1 Team Award 4 Individual Awards	4 Individual Awards	4 Individual Awards
RT3350 Combat Rifleman Team Match	The Canadian Forces Trophy	1 Team Award 4 Individual Awards	4 Individual Awards	4 Individual Awards
Gen van Wigger Trophy	Gen van Wigger Trophy	1 Team Award 4 Individual Awards	4 Individual Awards	4 Individual Awards
RT3600 International Rifle Team Match	Commander in Chief's Service Rifle Team Trophy	1 Team Award 4 Individual Awards	1 Team Award 4 Individual Awards	1 Team Award 4 Individual Awards
CT5160 Conaway Cup Challenge	Lt. Gen. John B. Conaway Cup	1 Team Award 4 Individual Awards	1 Team Award 4 Individual Awards	1 Team Award 4 Individual Awards
Match 250 Aggregate of PT2100, PT2340, PT2350 and PT2330	Commander in Chief's Service Pistol Team Trophy	1 Team Award 4 Individual Awards	1 Team Award 4 Individual Awards	1 Team Award 4 Individual Awards
Match 350 Aggregate of RT3120, RT3170, RT3180, RT3195 and RT3350	The Australian Marksman Rifle Team Trophy	1 Team Award 4 Individual Awards	1 Team Award 4 Individual Awards	1 Team Award 4 Individual Awards
Match 380 Aggregate of RT3600 and CT5160	The Lexington Green Trophy	1 Team Award 4 Individual Awards	N/A	N/A

Chief's 50 Marksmanship Badge



Established in 1978 and retroactive for 1971 through 1977, by order of NGR 672-3/ANG Reg 900-1, the Chief's 50 Marksmanship Badge is intended to provide evidence and public recognition of outstanding marksmanship abilities as demonstrated at the Winston P. Wilson Small Arms Championships.

Currently, the award is made annually to the first 20 rifle, first 20 pistol, first 4 sniper rifle, and first 6 machine gun competitors in the Grand Aggregate Individual Matches for these disciplines. The badge is a gold-plated circular medal, 1 1/8 inches in diameter suspended from a gold-plated top bar. The medal is inscribed "Winston P. Wilson Rifle and Pistol Championships" and has both the NGB emblem and the Minuteman stamped on the front. Additionally, the badge is serial numbered and engraved with the recipient's name and the year it was won. A reproduction of the Chief's 50 Marksmanship Badge on an embroidered patch will be issued with each badge.

The badge will be presented by a general grade officer at the award's ceremony at the conclusion of the Wilson Matches. Award of the badge will be announced by the Chief, National Guard Bureau and will be documented on orders issued by the National Guard Bureau. A roster of recipients will be included in the Official Match Bulletin for each calendar year and each award will be noted in the military records of the recipient.



**THE NATIONAL GUARD MARKSMANSHIP
TRAINING CENTER**

**Building 4904, Box 11, Camp Joseph T. Robinson
North Little Rock, Arkansas, USA 72199-9600**