Dataset: U:\Q4.PRO\results\171201M1\171201M1-77.qld

Last Altered: Saturday, December 02, 2017 11:48:28 Pacific Standard Time
Printed: Saturday, December 02, 2017 11:49:22 Pacific Standard Time

Name: 171201M1_77, Date: 02-Dec-2017, Time: 05:09:36, ID: ST171201M1-5 PFC CS3 17K2810, Description: PFC CS3 17K2810

13C9-PFNA

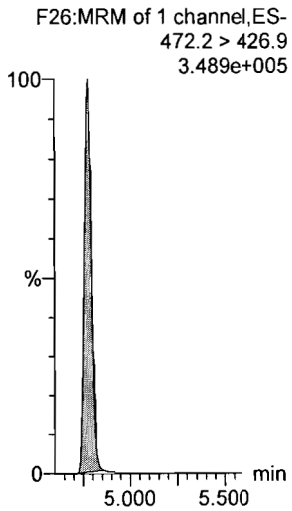

13C4-PFOS

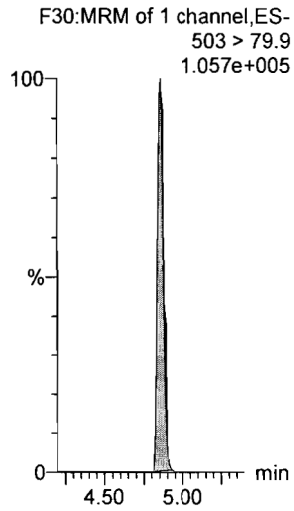

13C6-PFDA

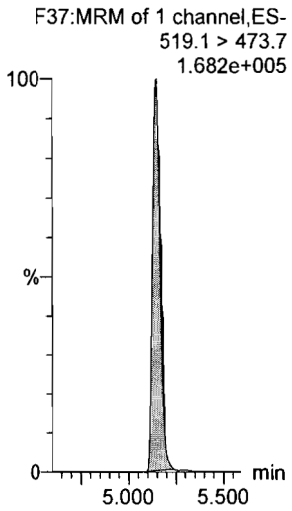

13C7-PFUdA

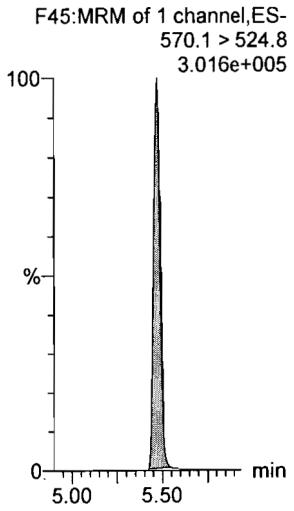

Vista Analytical Laboratory

Dataset: U:\Q4.PRO\results\171204M1\171204M1-IIS AREAS.qld

Last Altered: Tuesday, December 05, 2017 11:29:38 Pacific Standard Time
Printed: Tuesday, December 05, 2017 11:33:25 Pacific Standard Time

Method: U:\Q4.PRO\MethDB\PFAS_RS-12-4-17.mdb 05 Dec 2017 11:24:50
Calibration: 05 Dec 2017 11:29:38

Name: 171204M1_2, Date: 04-Dec-2017, Time: 12:15:40, ID: ST171202M1-13 PFC CS0 17K2808, Description: PFC CS0 17K2808

	# Name	ID	Area	%Rec	Area Out
1	1 13C4-PFBA	ST171202M1-13 PFC CS0 17K2808	1.50e4	100.0	NO
2	2 13C5-PFHxA	ST171202M1-13 PFC CS0 17K2808	2.21e4	100.0	NO
3	3 13C3-PFHxS	ST171202M1-13 PFC CS0 17K2808	3.98e3	100.0	NO
4	4 13C8-PFOA	ST171202M1-13 PFC CS0 17K2808	1.35e4	100.0	NO
5	5 13C9-PFNA	ST171202M1-13 PFC CS0 17K2808	1.95e4	100.0	NO
6	6 13C4-PFOS	ST171202M1-13 PFC CS0 17K2808	4.65e3	100.0	NO
7	7 13C6-PFDA	ST171202M1-13 PFC CS0 17K2808	1.30e4	100.0	NO
8	8 13C7-PFUdA	ST171202M1-13 PFC CS0 17K2808	1.77e4	100.0	NO

Name: 171204M1_3, Date: 04-Dec-2017, Time: 12:26:53, ID: IPA, Description: IPA

	# Name	ID	Area	%Rec	Area Out
1	1 13C4-PFBA	IPA			NO
2	2 13C5-PFHxA	IPA			NO
3	3 13C3-PFHxS	IPA			NO
4	4 13C8-PFOA	IPA			NO
5	5 13C9-PFNA	IPA			NO
6	6 13C4-PFOS	IPA			NO
7	7 13C6-PFDA	IPA			NO
8	8 13C7-PFUdA	IPA			NO

Name: 171204M1_4, Date: 04-Dec-2017, Time: 12:38:01, ID: 1701675-04RE1 RICHM-01-SB02-8-10 1.29, Description: RICHM-01-SB02-8-10

	# Name	ID	Area	%Rec	Area Out
1	1 13C4-PFBA	1701675-04RE1 RICHM-01-SB02-8-10 ...	8.23e3	55.0	NO
2	2 13C5-PFHxA	1701675-04RE1 RICHM-01-SB02-8-10 ...	1.13e4	51.2	NO
3	3 13C3-PFHxS	1701675-04RE1 RICHM-01-SB02-8-10 ...	2.49e3	62.5	NO
4	4 13C8-PFOA	1701675-04RE1 RICHM-01-SB02-8-10 ...	7.89e3	58.5	NO
5	5 13C9-PFNA	1701675-04RE1 RICHM-01-SB02-8-10 ...	8.48e3	43.5	YES
6	6 13C4-PFOS	1701675-04RE1 RICHM-01-SB02-8-10 ...	1.36e3	29.3	YES
7	7 13C6-PFDA	1701675-04RE1 RICHM-01-SB02-8-10 ...	3.15e3	24.2	YES
8	8 13C7-PFUdA	1701675-04RE1 RICHM-01-SB02-8-10 ...	1.36e3	7.7	YES

Name: 171204M1_5, Date: 04-Dec-2017, Time: 12:49:12, ID: 1701662-04@20X TRUAX-01-TW01-110817 0.12211, Description: TRUAX-01-TW01-110817

	# Name	ID	Area	%Rec	Area Out
1	1 13C4-PFBA	1701662-04@20X TRUAX-01-TW01-11...	4.42e2	3.0	YES
2	2 13C5-PFHxA	1701662-04@20X TRUAX-01-TW01-11...	6.69e2	3.0	YES
3	3 13C3-PFHxS	1701662-04@20X TRUAX-01-TW01-11...	1.23e2	3.1	YES
4	4 13C8-PFOA	1701662-04@20X TRUAX-01-TW01-11...	4.70e2	3.5	YES
5	5 13C9-PFNA	1701662-04@20X TRUAX-01-TW01-11...	2.93e2	1.5	YES
6	6 13C4-PFOS	1701662-04@20X TRUAX-01-TW01-11...	7.77e1	1.7	YES
7	7 13C6-PFDA	1701662-04@20X TRUAX-01-TW01-11...	1.04e2	0.8	YES

AC 12/5/17

Dataset: U:\Q4.PRO\results\171204M1\171204M1-IIS AREAS.qld

Last Altered: Tuesday, December 05, 2017 11:29:38 Pacific Standard Time
Printed: Tuesday, December 05, 2017 11:33:25 Pacific Standard Time

Name: 171204M1_5, Date: 04-Dec-2017, Time: 12:49:12, ID: 1701662-04@20X TRUAX-01-TW01-110817 0.12211, Description: TRUAX-01-TW01-110817

	# Name	ID	Area	%Rec	Area Out
8	8 13C7-PFUdA	1701662-04@20X TRUAX-01-TW01-11...	3.78e1	0.2	YES

Name: 171204M1_6, Date: 04-Dec-2017, Time: 13:00:23, ID: 1701662-05@10X TRUAX-03-TW03-110817 0.12109, Description: TRUAX-03-TW03-110817

	# Name	ID	Area	%Rec	Area Out
1	1 13C4-PFBA	1701662-05@10X TRUAX-03-TW03-11...	2.03e3	13.5	YES
2	2 13C5-PFHxA	1701662-05@10X TRUAX-03-TW03-11...	2.87e3	12.9	YES
3	3 13C3-PFHxS	1701662-05@10X TRUAX-03-TW03-11...	4.31e2	10.8	YES
4	4 13C8-PFOA	1701662-05@10X TRUAX-03-TW03-11...	1.68e3	12.4	YES
5	5 13C9-PFNA	1701662-05@10X TRUAX-03-TW03-11...	1.46e3	7.5	YES
6	6 13C4-PFOS	1701662-05@10X TRUAX-03-TW03-11...	2.29e2	4.9	YES
7	7 13C6-PFDA	1701662-05@10X TRUAX-03-TW03-11...	4.42e2	3.4	YES
8	8 13C7-PFUdA	1701662-05@10X TRUAX-03-TW03-11...	1.48e2	0.8	YES

Name: 171204M1_7, Date: 04-Dec-2017, Time: 13:11:33, ID: IPA, Description: IPA

	# Name	ID	Area	%Rec	Area Out
1	1 13C4-PFBA	IPA			NO
2	2 13C5-PFHxA	IPA			NO
3	3 13C3-PFHxS	IPA			NO
4	4 13C8-PFOA	IPA			NO
5	5 13C9-PFNA	IPA			NO
6	6 13C4-PFOS	IPA			NO
7	7 13C6-PFDA	IPA			NO
8	8 13C7-PFUdA	IPA			NO

Name: 171204M1_8, Date: 04-Dec-2017, Time: 13:22:44, ID: ST171202M1-12 PFC CS3 17K2810, Description: PFC CS3 17K2810

	# Name	ID	Area	%Rec	Area Out
1	1 13C4-PFBA	ST171202M1-12 PFC CS3 17K2810	1.60e4	106.7	NO
2	2 13C5-PFHxA	ST171202M1-12 PFC CS3 17K2810	2.28e4	102.9	NO
3	3 13C3-PFHxS	ST171202M1-12 PFC CS3 17K2810	4.47e3	112.2	NO
4	4 13C8-PFOA	ST171202M1-12 PFC CS3 17K2810	1.71e4	127.0	NO
5	5 13C9-PFNA	ST171202M1-12 PFC CS3 17K2810	1.69e4	86.6	NO
6	6 13C4-PFOS	ST171202M1-12 PFC CS3 17K2810	5.49e3	118.1	NO
7	7 13C6-PFDA	ST171202M1-12 PFC CS3 17K2810	1.41e4	108.1	NO
8	8 13C7-PFUdA	ST171202M1-12 PFC CS3 17K2810	1.63e4	92.2	NO

AC 12/5/17

Dataset: U:\Q4.PRO\results\171204M1\171204M1-IIS AREAS.qld

Last Altered: Tuesday, December 05, 2017 11:29:38 Pacific Standard Time
Printed: Tuesday, December 05, 2017 11:33:25 Pacific Standard Time

Name: 171204M1_9, Date: 04-Dec-2017, Time: 14:49:05, ID: IPA, Description: IPA

	#	Name	ID	Area	%Rec	Area Out
1	1	13C4-PFBA	IPA			NO
2	2	13C5-PFHxA	IPA			NO
3	3	13C3-PFHxS	IPA			NO
4	4	13C8-PFOA	IPA			NO
5	5	13C9-PFNA	IPA			NO
6	6	13C4-PFOS	IPA			NO
7	7	13C6-PFDA	IPA	5.60e0	0.0	YES
8	8	13C7-PFUdA	IPA			NO

Name: 171204M1_10, Date: 04-Dec-2017, Time: 15:00:23, ID: B7K0151-BS1 OPR 0.125, Description: OPR

	#	Name	ID	Area	%Rec	Area Out
1	1	13C4-PFBA	B7K0151-BS1 OPR 0.125	4.69e3	31.3	YES
2	2	13C5-PFHxA	B7K0151-BS1 OPR 0.125	6.46e3	29.2	YES
3	3	13C3-PFHxS	B7K0151-BS1 OPR 0.125	1.14e3	28.5	YES
4	4	13C8-PFOA	B7K0151-BS1 OPR 0.125	3.96e3	29.4	YES
5	5	13C9-PFNA	B7K0151-BS1 OPR 0.125	2.42e3	12.4	YES
6	6	13C4-PFOS	B7K0151-BS1 OPR 0.125	2.19e2	4.7	YES
7	7	13C6-PFDA	B7K0151-BS1 OPR 0.125	6.83e2	5.2	YES
8	8	13C7-PFUdA	B7K0151-BS1 OPR 0.125	9.20e1	0.5	YES

Name: 171204M1_11, Date: 04-Dec-2017, Time: 15:11:34, ID: B7K0175-BS1 OPR 0.125, Description: OPR

	#	Name	ID	Area	%Rec	Area Out
1	1	13C4-PFBA	B7K0175-BS1 OPR 0.125	4.96e3	33.2	YES
2	2	13C5-PFHxA	B7K0175-BS1 OPR 0.125	7.57e3	34.2	YES
3	3	13C3-PFHxS	B7K0175-BS1 OPR 0.125	1.44e3	36.2	YES
4	4	13C8-PFOA	B7K0175-BS1 OPR 0.125	4.58e3	34.0	YES
5	5	13C9-PFNA	B7K0175-BS1 OPR 0.125	4.56e3	23.4	YES
6	6	13C4-PFOS	B7K0175-BS1 OPR 0.125	8.07e2	17.4	YES
7	7	13C6-PFDA	B7K0175-BS1 OPR 0.125	1.79e3	13.7	YES
8	8	13C7-PFUdA	B7K0175-BS1 OPR 0.125	5.48e2	3.1	YES

Name: 171204M1_12, Date: 04-Dec-2017, Time: 15:22:44, ID: IPA, Description: IPA

	#	Name	ID	Area	%Rec	Area Out
1	1	13C4-PFBA	IPA			NO
2	2	13C5-PFHxA	IPA			NO
3	3	13C3-PFHxS	IPA			NO
4	4	13C8-PFOA	IPA			NO
5	5	13C9-PFNA	IPA			NO
6	6	13C4-PFOS	IPA			NO
7	7	13C6-PFDA	IPA			NO
8	8	13C7-PFUdA	IPA			NO

AC 12/5/17

Dataset: U:\Q4.PRO\results\171204M1\171204M1-IIS AREAS.qld

Last Altered: Tuesday, December 05, 2017 11:29:38 Pacific Standard Time
Printed: Tuesday, December 05, 2017 11:33:25 Pacific Standard Time

Name: 171204M1_13, Date: 04-Dec-2017, Time: 15:33:55, ID: B7K0151-BLK1 Method Blank 0.125, Description: Method Blank

	#	Name	ID	Area	%Rec	Area Out
1	1	13C4-PFBA	B7K0151-BLK1 Method Blank 0.125	4.54e3	30.3	YES
2	2	13C5-PFHxA	B7K0151-BLK1 Method Blank 0.125	6.24e3	28.2	YES
3	3	13C3-PFHxS	B7K0151-BLK1 Method Blank 0.125	1.41e3	35.4	YES
4	4	13C8-PFOA	B7K0151-BLK1 Method Blank 0.125	4.24e3	31.4	YES
5	5	13C9-PFNA	B7K0151-BLK1 Method Blank 0.125	4.12e3	21.1	YES
6	6	13C4-PFOS	B7K0151-BLK1 Method Blank 0.125	1.24e3	26.7	YES
7	7	13C6-PFDA	B7K0151-BLK1 Method Blank 0.125	2.20e3	16.9	YES
8	8	13C7-PFUdA	B7K0151-BLK1 Method Blank 0.125	1.60e3	9.1	YES

Name: 171204M1_14, Date: 04-Dec-2017, Time: 15:45:06, ID: B7K0175-BLK1 Method Blank 0.125, Description: Method Blank

	#	Name	ID	Area	%Rec	Area Out
1	1	13C4-PFBA	B7K0175-BLK1 Method Blank 0.125	3.79e3	25.3	YES
2	2	13C5-PFHxA	B7K0175-BLK1 Method Blank 0.125	6.03e3	27.2	YES
3	3	13C3-PFHxS	B7K0175-BLK1 Method Blank 0.125	9.44e2	23.7	YES
4	4	13C8-PFOA	B7K0175-BLK1 Method Blank 0.125	2.94e3	21.8	YES
5	5	13C9-PFNA	B7K0175-BLK1 Method Blank 0.125	2.40e3	12.3	YES
6	6	13C4-PFOS	B7K0175-BLK1 Method Blank 0.125	1.60e2	3.4	YES
7	7	13C6-PFDA	B7K0175-BLK1 Method Blank 0.125	4.71e2	3.6	YES
8	8	13C7-PFUdA	B7K0175-BLK1 Method Blank 0.125	1.45e2	0.8	YES

Name: 171204M1_15, Date: 04-Dec-2017, Time: 15:56:16, ID: B7K0151-MS1 Matrix Spike 0.125, Description: Matrix Spike

	#	Name	ID	Area	%Rec	Area Out
1	1	13C4-PFBA	B7K0151-MS1 Matrix Spike 0.125	5.24e3	35.0	YES
2	2	13C5-PFHxA	B7K0151-MS1 Matrix Spike 0.125	6.52e3	29.5	YES
3	3	13C3-PFHxS	B7K0151-MS1 Matrix Spike 0.125	1.34e3	33.6	YES
4	4	13C8-PFOA	B7K0151-MS1 Matrix Spike 0.125	4.98e3	37.0	YES
5	5	13C9-PFNA	B7K0151-MS1 Matrix Spike 0.125	5.30e3	27.2	YES
6	6	13C4-PFOS	B7K0151-MS1 Matrix Spike 0.125	1.33e3	28.5	YES
7	7	13C6-PFDA	B7K0151-MS1 Matrix Spike 0.125	2.05e3	15.7	YES
8	8	13C7-PFUdA	B7K0151-MS1 Matrix Spike 0.125	1.18e3	6.7	YES

Name: 171204M1_16, Date: 04-Dec-2017, Time: 16:07:28, ID: B7K0151-MSD1 Matrix Spike Dup 0.125, Description: Matrix Spike Dup

	#	Name	ID	Area	%Rec	Area Out
1	1	13C4-PFBA	B7K0151-MSD1 Matrix Spike Dup 0.125	4.92e3	32.9	YES
2	2	13C5-PFHxA	B7K0151-MSD1 Matrix Spike Dup 0.125	7.02e3	31.7	YES
3	3	13C3-PFHxS	B7K0151-MSD1 Matrix Spike Dup 0.125	1.31e3	33.0	YES
4	4	13C8-PFOA	B7K0151-MSD1 Matrix Spike Dup 0.125	4.60e3	34.2	YES
5	5	13C9-PFNA	B7K0151-MSD1 Matrix Spike Dup 0.125	4.70e3	24.1	YES
6	6	13C4-PFOS	B7K0151-MSD1 Matrix Spike Dup 0.125	9.54e2	20.5	YES
7	7	13C6-PFDA	B7K0151-MSD1 Matrix Spike Dup 0.125	2.70e3	20.8	YES
8	8	13C7-PFUdA	B7K0151-MSD1 Matrix Spike Dup 0.125	7.62e2	4.3	YES

AC 12/5/17

Dataset: U:\Q4.PRO\results\171204M1\171204M1-IIS AREAS.qld

Last Altered: Tuesday, December 05, 2017 11:29:38 Pacific Standard Time
Printed: Tuesday, December 05, 2017 11:33:25 Pacific Standard Time

Name: 171204M1_17, Date: 04-Dec-2017, Time: 16:18:38, ID: B7K0151-MS2 Matrix Spike 0.125, Description: Matrix Spike

	# Name	ID	Area	%Rec	Area Out
1	1 13C4-PFBA	B7K0151-MS2 Matrix Spike 0.125	6.08e3	40.6	YES
2	2 13C5-PFHxA	B7K0151-MS2 Matrix Spike 0.125	8.89e3	40.1	YES
3	3 13C3-PFHxS	B7K0151-MS2 Matrix Spike 0.125	1.44e3	36.1	YES
4	4 13C8-PFOA	B7K0151-MS2 Matrix Spike 0.125	5.41e3	40.2	YES
5	5 13C9-PFNA	B7K0151-MS2 Matrix Spike 0.125	5.17e3	26.5	YES
6	6 13C4-PFOS	B7K0151-MS2 Matrix Spike 0.125	1.10e3	23.7	YES
7	7 13C6-PFDA	B7K0151-MS2 Matrix Spike 0.125	2.96e3	22.7	YES
8	8 13C7-PFUdA	B7K0151-MS2 Matrix Spike 0.125	8.37e2	4.7	YES

Name: 171204M1_18, Date: 04-Dec-2017, Time: 16:29:49, ID: B7K0151-MSD2 Matrix Spike Dup 0.125, Description: Matrix Spike Dup

	# Name	ID	Area	%Rec	Area Out
1	1 13C4-PFBA	B7K0151-MSD2 Matrix Spike Dup 0.125	5.26e3	35.1	YES
2	2 13C5-PFHxA	B7K0151-MSD2 Matrix Spike Dup 0.125	7.12e3	32.2	YES
3	3 13C3-PFHxS	B7K0151-MSD2 Matrix Spike Dup 0.125	1.27e3	31.8	YES
4	4 13C8-PFOA	B7K0151-MSD2 Matrix Spike Dup 0.125	4.79e3	35.5	YES
5	5 13C9-PFNA	B7K0151-MSD2 Matrix Spike Dup 0.125	4.32e3	22.2	YES
6	6 13C4-PFOS	B7K0151-MSD2 Matrix Spike Dup 0.125	8.42e2	18.1	YES
7	7 13C6-PFDA	B7K0151-MSD2 Matrix Spike Dup 0.125	1.90e3	14.6	YES
8	8 13C7-PFUdA	B7K0151-MSD2 Matrix Spike Dup 0.125	6.54e2	3.7	YES

Name: 171204M1_19, Date: 04-Dec-2017, Time: 16:41:00, ID: B7K0175-MS1 Matrix Spike 0.12418, Description: Matrix Spike

	# Name	ID	Area	%Rec	Area Out
1	1 13C4-PFBA	B7K0175-MS1 Matrix Spike 0.12418	5.17e3	34.5	YES
2	2 13C5-PFHxA	B7K0175-MS1 Matrix Spike 0.12418	7.36e3	33.2	YES
3	3 13C3-PFHxS	B7K0175-MS1 Matrix Spike 0.12418	1.55e3	39.0	YES
4	4 13C8-PFOA	B7K0175-MS1 Matrix Spike 0.12418	4.50e3	33.4	YES
5	5 13C9-PFNA	B7K0175-MS1 Matrix Spike 0.12418	4.81e3	24.7	YES
6	6 13C4-PFOS	B7K0175-MS1 Matrix Spike 0.12418	8.58e2	18.4	YES
7	7 13C6-PFDA	B7K0175-MS1 Matrix Spike 0.12418	2.00e3	15.4	YES
8	8 13C7-PFUdA	B7K0175-MS1 Matrix Spike 0.12418	5.57e2	3.2	YES

Name: 171204M1_20, Date: 04-Dec-2017, Time: 16:52:10, ID: B7K0175-MSD1 Matrix Spike Dup 0.11863, Description: Matrix Spike Dup

	# Name	ID	Area	%Rec	Area Out
1	1 13C4-PFBA	B7K0175-MSD1 Matrix Spike Dup 0.118...	5.79e3	38.7	YES
2	2 13C5-PFHxA	B7K0175-MSD1 Matrix Spike Dup 0.118...	7.70e3	34.8	YES
3	3 13C3-PFHxS	B7K0175-MSD1 Matrix Spike Dup 0.118...	1.42e3	35.6	YES
4	4 13C8-PFOA	B7K0175-MSD1 Matrix Spike Dup 0.118...	4.65e3	34.5	YES
5	5 13C9-PFNA	B7K0175-MSD1 Matrix Spike Dup 0.118...	6.04e3	31.0	YES
6	6 13C4-PFOS	B7K0175-MSD1 Matrix Spike Dup 0.118...	1.12e3	24.0	YES
7	7 13C6-PFDA	B7K0175-MSD1 Matrix Spike Dup 0.118...	3.01e3	23.1	YES
8	8 13C7-PFUdA	B7K0175-MSD1 Matrix Spike Dup 0.118...	1.01e3	5.7	YES

AC 12/5/17

Dataset: U:\Q4.PRO\results\171204M1\171204M1-IIS AREAS.qld

Last Altered: Tuesday, December 05, 2017 11:29:38 Pacific Standard Time
Printed: Tuesday, December 05, 2017 11:33:25 Pacific Standard Time

Name: 171204M1_21, Date: 04-Dec-2017, Time: 17:03:21, ID: 1701740-01 OF-RW08-INF01-1117 0.125, Description: OF-RW08-INF01-1117

	# Name	ID	Area	%Rec	Area Out
1	1 13C4-PFBA	1701740-01 OF-RW08-INF01-1117 0.125	5.75e3	38.4	YES
2	2 13C5-PFHxA	1701740-01 OF-RW08-INF01-1117 0.125	7.81e3	35.3	YES
3	3 13C3-PFHxS	1701740-01 OF-RW08-INF01-1117 0.125	1.40e3	35.2	YES
4	4 13C8-PFOA	1701740-01 OF-RW08-INF01-1117 0.125	4.93e3	36.6	YES
5	5 13C9-PFNA	1701740-01 OF-RW08-INF01-1117 0.125	4.51e3	23.1	YES
6	6 13C4-PFOS	1701740-01 OF-RW08-INF01-1117 0.125	4.59e2	9.9	YES
7	7 13C6-PFDA	1701740-01 OF-RW08-INF01-1117 0.125	1.25e3	9.6	YES
8	8 13C7-PFUdA	1701740-01 OF-RW08-INF01-1117 0.125	2.92e2	1.7	YES

Name: 171204M1_22, Date: 04-Dec-2017, Time: 17:14:32, ID: 1701740-02 OF-RW08-MID01-1117 0.125, Description: OF-RW08-MID01-1117

	# Name	ID	Area	%Rec	Area Out
1	1 13C4-PFBA	1701740-02 OF-RW08-MID01-1117 0.125	5.62e3	37.5	YES
2	2 13C5-PFHxA	1701740-02 OF-RW08-MID01-1117 0.125	8.15e3	36.8	YES
3	3 13C3-PFHxS	1701740-02 OF-RW08-MID01-1117 0.125	1.41e3	35.5	YES
4	4 13C8-PFOA	1701740-02 OF-RW08-MID01-1117 0.125	5.85e3	43.4	YES
5	5 13C9-PFNA	1701740-02 OF-RW08-MID01-1117 0.125	5.02e3	25.8	YES
6	6 13C4-PFOS	1701740-02 OF-RW08-MID01-1117 0.125	1.12e3	24.0	YES
7	7 13C6-PFDA	1701740-02 OF-RW08-MID01-1117 0.125	3.45e3	26.5	YES
8	8 13C7-PFUdA	1701740-02 OF-RW08-MID01-1117 0.125	1.86e3	10.5	YES

Name: 171204M1_23, Date: 04-Dec-2017, Time: 17:25:43, ID: 1701740-03 OF-RW08-EFF01-1117 0.125, Description: OF-RW08-EFF01-1117

	# Name	ID	Area	%Rec	Area Out
1	1 13C4-PFBA	1701740-03 OF-RW08-EFF01-1117 0.125	5.31e3	35.5	YES
2	2 13C5-PFHxA	1701740-03 OF-RW08-EFF01-1117 0.125	6.86e3	31.0	YES
3	3 13C3-PFHxS	1701740-03 OF-RW08-EFF01-1117 0.125	1.26e3	31.6	YES
4	4 13C8-PFOA	1701740-03 OF-RW08-EFF01-1117 0.125	5.12e3	38.0	YES
5	5 13C9-PFNA	1701740-03 OF-RW08-EFF01-1117 0.125	4.88e3	25.0	YES
6	6 13C4-PFOS	1701740-03 OF-RW08-EFF01-1117 0.125	8.28e2	17.8	YES
7	7 13C6-PFDA	1701740-03 OF-RW08-EFF01-1117 0.125	2.27e3	17.5	YES
8	8 13C7-PFUdA	1701740-03 OF-RW08-EFF01-1117 0.125	1.09e3	6.2	YES

Name: 171204M1_24, Date: 04-Dec-2017, Time: 17:36:53, ID: 1701740-04 OF-RW08-FB01-1117 0.125, Description: OF-RW08-FB01-1117

	# Name	ID	Area	%Rec	Area Out
1	1 13C4-PFBA	1701740-04 OF-RW08-FB01-1117 0.125	5.18e3	34.7	YES
2	2 13C5-PFHxA	1701740-04 OF-RW08-FB01-1117 0.125	7.21e3	32.5	YES
3	3 13C3-PFHxS	1701740-04 OF-RW08-FB01-1117 0.125	1.17e3	29.3	YES
4	4 13C8-PFOA	1701740-04 OF-RW08-FB01-1117 0.125	4.21e3	31.2	YES
5	5 13C9-PFNA	1701740-04 OF-RW08-FB01-1117 0.125	2.88e3	14.8	YES
6	6 13C4-PFOS	1701740-04 OF-RW08-FB01-1117 0.125	2.82e2	6.1	YES
7	7 13C6-PFDA	1701740-04 OF-RW08-FB01-1117 0.125	6.64e2	5.1	YES
8	8 13C7-PFUdA	1701740-04 OF-RW08-FB01-1117 0.125	2.12e2	1.2	YES

AC 12/5/17

Dataset: U:\Q4.PRO\results\171204M1\171204M1-IIS AREAS.qld

Last Altered: Tuesday, December 05, 2017 11:29:38 Pacific Standard Time
Printed: Tuesday, December 05, 2017 11:33:25 Pacific Standard Time

Name: 171204M1_25, Date: 04-Dec-2017, Time: 17:48:04, ID: 1701740-05 OF-RW44-INF01-1117 0.125, Description: OF-RW44-INF01-1117

	# Name	ID	Area	%Rec	Area Out
1	1 13C4-PFBA	1701740-05 OF-RW44-INF01-1117 0.125	6.13e3	40.9	YES
2	2 13C5-PFHxA	1701740-05 OF-RW44-INF01-1117 0.125	7.97e3	36.0	YES
3	3 13C3-PFHxS	1701740-05 OF-RW44-INF01-1117 0.125	1.45e3	36.4	YES
4	4 13C8-PFOA	1701740-05 OF-RW44-INF01-1117 0.125	5.20e3	38.6	YES
5	5 13C9-PFNA	1701740-05 OF-RW44-INF01-1117 0.125	4.15e3	21.3	YES
6	6 13C4-PFOS	1701740-05 OF-RW44-INF01-1117 0.125	3.42e2	7.3	YES
7	7 13C6-PFDA	1701740-05 OF-RW44-INF01-1117 0.125	9.67e2	7.4	YES
8	8 13C7-PFUdA	1701740-05 OF-RW44-INF01-1117 0.125	1.91e2	1.1	YES

Name: 171204M1_26, Date: 04-Dec-2017, Time: 17:59:14, ID: 1701740-06 OF-RW44-MID01-1117 0.125, Description: OF-RW44-MID01-1117

	# Name	ID	Area	%Rec	Area Out
1	1 13C4-PFBA	1701740-06 OF-RW44-MID01-1117 0.125	6.27e3	41.9	YES
2	2 13C5-PFHxA	1701740-06 OF-RW44-MID01-1117 0.125	8.54e3	38.6	YES
3	3 13C3-PFHxS	1701740-06 OF-RW44-MID01-1117 0.125	1.28e3	32.2	YES
4	4 13C8-PFOA	1701740-06 OF-RW44-MID01-1117 0.125	5.01e3	37.2	YES
5	5 13C9-PFNA	1701740-06 OF-RW44-MID01-1117 0.125	3.36e3	17.2	YES
6	6 13C4-PFOS	1701740-06 OF-RW44-MID01-1117 0.125	2.71e2	5.8	YES
7	7 13C6-PFDA	1701740-06 OF-RW44-MID01-1117 0.125	6.73e2	5.2	YES
8	8 13C7-PFUdA	1701740-06 OF-RW44-MID01-1117 0.125	2.53e2	1.4	YES

Name: 171204M1_27, Date: 04-Dec-2017, Time: 18:10:25, ID: 1701740-07 OF-RW44-EFF01-1117 0.125, Description: OF-RW44-EFF01-1117

	# Name	ID	Area	%Rec	Area Out
1	1 13C4-PFBA	1701740-07 OF-RW44-EFF01-1117 0.125	6.46e3	43.2	YES
2	2 13C5-PFHxA	1701740-07 OF-RW44-EFF01-1117 0.125	9.28e3	41.9	YES
3	3 13C3-PFHxS	1701740-07 OF-RW44-EFF01-1117 0.125	1.37e3	34.5	YES
4	4 13C8-PFOA	1701740-07 OF-RW44-EFF01-1117 0.125	5.33e3	39.6	YES
5	5 13C9-PFNA	1701740-07 OF-RW44-EFF01-1117 0.125	3.31e3	17.0	YES
6	6 13C4-PFOS	1701740-07 OF-RW44-EFF01-1117 0.125	3.07e2	6.6	YES
7	7 13C6-PFDA	1701740-07 OF-RW44-EFF01-1117 0.125	6.81e2	5.2	YES
8	8 13C7-PFUdA	1701740-07 OF-RW44-EFF01-1117 0.125	1.65e2	0.9	YES

Name: 171204M1_28, Date: 04-Dec-2017, Time: 18:21:36, ID: 1701740-08 OF-RW44-FB01-1117 0.125, Description: OF-RW44-FB01-1117

	# Name	ID	Area	%Rec	Area Out
1	1 13C4-PFBA	1701740-08 OF-RW44-FB01-1117 0.125	6.10e3	40.8	YES
2	2 13C5-PFHxA	1701740-08 OF-RW44-FB01-1117 0.125	8.24e3	37.2	YES
3	3 13C3-PFHxS	1701740-08 OF-RW44-FB01-1117 0.125	1.13e3	28.4	YES
4	4 13C8-PFOA	1701740-08 OF-RW44-FB01-1117 0.125	3.67e3	27.2	YES
5	5 13C9-PFNA	1701740-08 OF-RW44-FB01-1117 0.125	2.22e3	11.4	YES
6	6 13C4-PFOS	1701740-08 OF-RW44-FB01-1117 0.125	1.83e2	3.9	YES
7	7 13C6-PFDA	1701740-08 OF-RW44-FB01-1117 0.125	3.88e2	3.0	YES
8	8 13C7-PFUdA	1701740-08 OF-RW44-FB01-1117 0.125	1.20e2	0.7	YES

AC 12/5/17

Dataset: U:\Q4.PRO\results\171204M1\171204M1-IIS AREAS.qld

Last Altered: Tuesday, December 05, 2017 11:29:38 Pacific Standard Time
Printed: Tuesday, December 05, 2017 11:33:25 Pacific Standard Time

Name: 171204M1_29, Date: 04-Dec-2017, Time: 18:32:47, ID: 1701754-01 STWRT-EB-005-KD-111617 0.125, Description: STWRT-EB-005-KD-111617

	# Name	ID	Area	%Rec	Area Out
1	1 13C4-PFBA	1701754-01 STWRT-EB-005-KD-11161...	5.93e3	39.7	YES
2	2 13C5-PFHxA	1701754-01 STWRT-EB-005-KD-11161...	7.60e3	34.3	YES
3	3 13C3-PFHxS	1701754-01 STWRT-EB-005-KD-11161...	1.09e3	27.5	YES
4	4 13C8-PFOA	1701754-01 STWRT-EB-005-KD-11161...	3.84e3	28.5	YES
5	5 13C9-PFNA	1701754-01 STWRT-EB-005-KD-11161...	1.64e3	8.4	YES
6	6 13C4-PFOS	1701754-01 STWRT-EB-005-KD-11161...	9.85e1	2.1	YES
7	7 13C6-PFDA	1701754-01 STWRT-EB-005-KD-11161...	4.15e2	3.2	YES
8	8 13C7-PFUdA	1701754-01 STWRT-EB-005-KD-11161...	8.24e1	0.5	YES

Name: 171204M1_30, Date: 04-Dec-2017, Time: 18:43:57, ID: 1701763-01 GENBM-CB18A-MW-203-111817 0.125, Description: GENBM-CB18A-MW-203-111817

	# Name	ID	Area	%Rec	Area Out
1	1 13C4-PFBA	1701763-01 GENBM-CB18A-MW-203-...	5.83e3	39.0	YES
2	2 13C5-PFHxA	1701763-01 GENBM-CB18A-MW-203-...	7.50e3	33.9	YES
3	3 13C3-PFHxS	1701763-01 GENBM-CB18A-MW-203-...	1.41e3	35.5	YES
4	4 13C8-PFOA	1701763-01 GENBM-CB18A-MW-203-...	5.92e3	44.0	YES
5	5 13C9-PFNA	1701763-01 GENBM-CB18A-MW-203-...	4.10e3	21.0	YES
6	6 13C4-PFOS	1701763-01 GENBM-CB18A-MW-203-...	6.34e2	13.6	YES
7	7 13C6-PFDA	1701763-01 GENBM-CB18A-MW-203-...	1.40e3	10.7	YES
8	8 13C7-PFUdA	1701763-01 GENBM-CB18A-MW-203-...	6.25e2	3.5	YES

Name: 171204M1_31, Date: 04-Dec-2017, Time: 18:55:08, ID: IPA, Description: IPA

	# Name	ID	Area	%Rec	Area Out
1	1 13C4-PFBA	IPA			NO
2	2 13C5-PFHxA	IPA			NO
3	3 13C3-PFHxS	IPA			NO
4	4 13C8-PFOA	IPA			NO
5	5 13C9-PFNA	IPA			NO
6	6 13C4-PFOS	IPA			NO
7	7 13C6-PFDA	IPA			NO
8	8 13C7-PFUdA	IPA			NO

Name: 171204M1_32, Date: 04-Dec-2017, Time: 19:06:19, ID: ST171204M1-3 PFC CS3 17K2810, Description: PFC CS3 17K2810

	# Name	ID	Area	%Rec	Area Out
1	1 13C4-PFBA	ST171204M1-3 PFC CS3 17K2810	1.16e4	77.8	NO
2	2 13C5-PFHxA	ST171204M1-3 PFC CS3 17K2810	1.67e4	75.4	NO
3	3 13C3-PFHxS	ST171204M1-3 PFC CS3 17K2810	3.32e3	83.4	NO
4	4 13C8-PFOA	ST171204M1-3 PFC CS3 17K2810	1.18e4	87.4	NO
5	5 13C9-PFNA	ST171204M1-3 PFC CS3 17K2810	1.35e4	69.5	NO
6	6 13C4-PFOS	ST171204M1-3 PFC CS3 17K2810	3.63e3	78.0	NO
7	7 13C6-PFDA	ST171204M1-3 PFC CS3 17K2810	1.25e4	95.9	NO
8	8 13C7-PFUdA	ST171204M1-3 PFC CS3 17K2810	1.52e4	86.0	NO

AC 12/5/17

Dataset: U:\Q4.PRO\results\171204M1\171204M1-IIS AREAS.qld

Last Altered: Tuesday, December 05, 2017 11:29:38 Pacific Standard Time
Printed: Tuesday, December 05, 2017 11:33:25 Pacific Standard Time

Name: 171204M1_33, Date: 04-Dec-2017, Time: 19:17:30, ID: IPA, Description: IPA

	#	Name	ID	Area	%Rec	Area Out
1	1	13C4-PFBA	IPA			NO
2	2	13C5-PFHxA	IPA			NO
3	3	13C3-PFHxS	IPA			NO
4	4	13C8-PFOA	IPA			NO
5	5	13C9-PFNA	IPA			NO
6	6	13C4-PFOS	IPA			NO
7	7	13C6-PFDA	IPA			NO
8	8	13C7-PFUdA	IPA			NO

Name: 171204M1_34, Date: 04-Dec-2017, Time: 19:28:40, ID: 1701763-02 GENBM-12-TW12-111717 0.125, Description: GENBM-12-TW12-111717

	#	Name	ID	Area	%Rec	Area Out
1	1	13C4-PFBA	1701763-02 GENBM-12-TW12-111717 ...	6.28e3	41.9	YES
2	2	13C5-PFHxA	1701763-02 GENBM-12-TW12-111717 ...	9.11e3	41.1	YES
3	3	13C3-PFHxS	1701763-02 GENBM-12-TW12-111717 ...	1.50e3	37.7	YES
4	4	13C8-PFOA	1701763-02 GENBM-12-TW12-111717 ...	5.56e3	41.3	YES
5	5	13C9-PFNA	1701763-02 GENBM-12-TW12-111717 ...	5.61e3	28.7	YES
6	6	13C4-PFOS	1701763-02 GENBM-12-TW12-111717 ...	1.08e3	23.3	YES
7	7	13C6-PFDA	1701763-02 GENBM-12-TW12-111717 ...	2.95e3	22.6	YES
8	8	13C7-PFUdA	1701763-02 GENBM-12-TW12-111717 ...	9.01e2	5.1	YES

Name: 171204M1_35, Date: 04-Dec-2017, Time: 19:39:50, ID: 1701763-03 GENBM-11SW01-111617 0.125, Description: GENBM-11SW01-111617

	#	Name	ID	Area	%Rec	Area Out
1	1	13C4-PFBA	1701763-03 GENBM-11SW01-111617 0..	5.57e3	37.2	YES
2	2	13C5-PFHxA	1701763-03 GENBM-11SW01-111617 0..	7.41e3	33.5	YES
3	3	13C3-PFHxS	1701763-03 GENBM-11SW01-111617 0..	1.51e3	37.9	YES
4	4	13C8-PFOA	1701763-03 GENBM-11SW01-111617 0..	4.79e3	35.5	YES
5	5	13C9-PFNA	1701763-03 GENBM-11SW01-111617 0..	4.51e3	23.1	YES
6	6	13C4-PFOS	1701763-03 GENBM-11SW01-111617 0..	4.57e2	9.8	YES
7	7	13C6-PFDA	1701763-03 GENBM-11SW01-111617 0..	9.04e2	6.9	YES
8	8	13C7-PFUdA	1701763-03 GENBM-11SW01-111617 0..	4.53e2	2.6	YES

Name: 171204M1_36, Date: 04-Dec-2017, Time: 19:51:01, ID: 1701763-04 GENBM-11-TW11C-111717 0.125, Description: GENBM-11-TW11C-111717

	#	Name	ID	Area	%Rec	Area Out
1	1	13C4-PFBA	1701763-04 GENBM-11-TW11C-11171...	6.47e3	43.2	YES
2	2	13C5-PFHxA	1701763-04 GENBM-11-TW11C-11171...	9.61e3	43.4	YES
3	3	13C3-PFHxS	1701763-04 GENBM-11-TW11C-11171...	1.45e3	36.4	YES
4	4	13C8-PFOA	1701763-04 GENBM-11-TW11C-11171...	6.08e3	45.1	YES
5	5	13C9-PFNA	1701763-04 GENBM-11-TW11C-11171...	4.43e3	22.7	YES
6	6	13C4-PFOS	1701763-04 GENBM-11-TW11C-11171...	6.78e2	14.6	YES
7	7	13C6-PFDA	1701763-04 GENBM-11-TW11C-11171...	1.19e3	9.1	YES
8	8	13C7-PFUdA	1701763-04 GENBM-11-TW11C-11171...	4.51e2	2.6	YES

AC 12/5/17

Dataset: U:\Q4.PRO\results\171204M1\171204M1-IIS AREAS.qld

Last Altered: Tuesday, December 05, 2017 11:29:38 Pacific Standard Time
Printed: Tuesday, December 05, 2017 11:33:25 Pacific Standard Time

Name: 171204M1_37, Date: 04-Dec-2017, Time: 20:02:12, ID: 1701763-05 GENBM-02-CB18B-MW-203-111517 0.125, Description: GENBM-02-CB18B-MW-203-111517

	#	Name	ID	Area	%Rec	Area Out
1	1	13C4-PFBA	1701763-05 GENBM-02-CB18B-MW-2...	6.24e3	41.7	YES
2	2	13C5-PFHxA	1701763-05 GENBM-02-CB18B-MW-2...	8.98e3	40.5	YES
3	3	13C3-PFHxS	1701763-05 GENBM-02-CB18B-MW-2...	1.47e3	36.8	YES
4	4	13C8-PFOA	1701763-05 GENBM-02-CB18B-MW-2...	5.64e3	41.8	YES
5	5	13C9-PFNA	1701763-05 GENBM-02-CB18B-MW-2...	4.69e3	24.1	YES
6	6	13C4-PFOS	1701763-05 GENBM-02-CB18B-MW-2...	4.96e2	10.7	YES
7	7	13C6-PFDA	1701763-05 GENBM-02-CB18B-MW-2...	7.89e2	6.1	YES
8	8	13C7-PFUdA	1701763-05 GENBM-02-CB18B-MW-2...	3.47e2	2.0	YES

Name: 171204M1_38, Date: 04-Dec-2017, Time: 20:13:23, ID: 1701763-06 GENBM-06-TW06B-111717 0.125, Description: GENBM-06-TW06B-111717

	#	Name	ID	Area	%Rec	Area Out
1	1	13C4-PFBA	1701763-06 GENBM-06-TW06B-11171...	5.84e3	39.1	YES
2	2	13C5-PFHxA	1701763-06 GENBM-06-TW06B-11171...	8.37e3	37.8	YES
3	3	13C3-PFHxS	1701763-06 GENBM-06-TW06B-11171...	1.46e3	36.7	YES
4	4	13C8-PFOA	1701763-06 GENBM-06-TW06B-11171...	5.53e3	41.1	YES
5	5	13C9-PFNA	1701763-06 GENBM-06-TW06B-11171...	6.00e3	30.8	YES
6	6	13C4-PFOS	1701763-06 GENBM-06-TW06B-11171...	8.39e2	18.0	YES
7	7	13C6-PFDA	1701763-06 GENBM-06-TW06B-11171...	2.31e3	17.8	YES
8	8	13C7-PFUdA	1701763-06 GENBM-06-TW06B-11171...	7.66e2	4.3	YES

Name: 171204M1_39, Date: 04-Dec-2017, Time: 20:24:33, ID: 1701763-07 GENBM-11-TW11B-111717 0.125, Description: GENBM-11-TW11B-111717

	#	Name	ID	Area	%Rec	Area Out
1	1	13C4-PFBA	1701763-07 GENBM-11-TW11B-111717..	5.95e3	39.8	YES
2	2	13C5-PFHxA	1701763-07 GENBM-11-TW11B-111717..	7.71e3	34.8	YES
3	3	13C3-PFHxS	1701763-07 GENBM-11-TW11B-111717..	1.62e3	40.6	YES
4	4	13C8-PFOA	1701763-07 GENBM-11-TW11B-111717..	6.50e3	48.3	YES
5	5	13C9-PFNA	1701763-07 GENBM-11-TW11B-111717..	6.59e3	33.8	YES
6	6	13C4-PFOS	1701763-07 GENBM-11-TW11B-111717..	1.45e3	31.1	YES
7	7	13C6-PFDA	1701763-07 GENBM-11-TW11B-111717..	3.24e3	24.9	YES
8	8	13C7-PFUdA	1701763-07 GENBM-11-TW11B-111717..	2.05e3	11.6	YES

Name: 171204M1_40, Date: 04-Dec-2017, Time: 20:35:44, ID: 1701763-08 GENBM-MW-115-111817 0.125, Description: GENBM-MW-115-111817

	#	Name	ID	Area	%Rec	Area Out
1	1	13C4-PFBA	1701763-08 GENBM-MW-115-111817 0...	6.37e3	42.6	YES
2	2	13C5-PFHxA	1701763-08 GENBM-MW-115-111817 0...	9.20e3	41.5	YES
3	3	13C3-PFHxS	1701763-08 GENBM-MW-115-111817 0...	1.58e3	39.6	YES
4	4	13C8-PFOA	1701763-08 GENBM-MW-115-111817 0...	5.72e3	42.5	YES
5	5	13C9-PFNA	1701763-08 GENBM-MW-115-111817 0...	5.91e3	30.3	YES
6	6	13C4-PFOS	1701763-08 GENBM-MW-115-111817 0...	1.43e3	30.8	YES
7	7	13C6-PFDA	1701763-08 GENBM-MW-115-111817 0...	3.22e3	24.7	YES
8	8	13C7-PFUdA	1701763-08 GENBM-MW-115-111817 0...	1.57e3	8.9	YES

AC 12/5/17

Dataset: U:\Q4.PRO\results\171204M1\171204M1-IIS AREAS.qld

Last Altered: Tuesday, December 05, 2017 11:29:38 Pacific Standard Time
Printed: Tuesday, December 05, 2017 11:33:25 Pacific Standard Time

Name: 171204M1_41, Date: 04-Dec-2017, Time: 20:46:55, ID: 1701763-09 GENBM-CB018A-MW-201-111817 0.125, Description: GENBM-CB018A-MW-201-111817

	#	Name	ID	Area	%Rec	Area Out
1	1	13C4-PFBA	1701763-09 GENBM-CB018A-MW-201...	6.24e3	41.7	YES
2	2	13C5-PFHxA	1701763-09 GENBM-CB018A-MW-201...	7.96e3	35.9	YES
3	3	13C3-PFHxS	1701763-09 GENBM-CB018A-MW-201...	1.52e3	38.2	YES
4	4	13C8-PFOA	1701763-09 GENBM-CB018A-MW-201...	5.51e3	40.9	YES
5	5	13C9-PFNA	1701763-09 GENBM-CB018A-MW-201...	5.34e3	27.4	YES
6	6	13C4-PFOS	1701763-09 GENBM-CB018A-MW-201...	5.57e2	12.0	YES
7	7	13C6-PFDA	1701763-09 GENBM-CB018A-MW-201...	1.37e3	10.5	YES
8	8	13C7-PFUdA	1701763-09 GENBM-CB018A-MW-201...	2.37e2	1.3	YES

Name: 171204M1_42, Date: 04-Dec-2017, Time: 20:58:06, ID: 1701763-10 GENBM-05-TW05-111817 0.125, Description: GENBM-05-TW05-111817

	#	Name	ID	Area	%Rec	Area Out
1	1	13C4-PFBA	1701763-10 GENBM-05-TW05-111817 ...	5.38e3	35.9	YES
2	2	13C5-PFHxA	1701763-10 GENBM-05-TW05-111817 ...	7.93e3	35.8	YES
3	3	13C3-PFHxS	1701763-10 GENBM-05-TW05-111817 ...	1.30e3	32.7	YES
4	4	13C8-PFOA	1701763-10 GENBM-05-TW05-111817 ...	5.14e3	38.2	YES
5	5	13C9-PFNA	1701763-10 GENBM-05-TW05-111817 ...	4.84e3	24.8	YES
6	6	13C4-PFOS	1701763-10 GENBM-05-TW05-111817 ...	9.07e2	19.5	YES
7	7	13C6-PFDA	1701763-10 GENBM-05-TW05-111817 ...	2.31e3	17.8	YES
8	8	13C7-PFUdA	1701763-10 GENBM-05-TW05-111817 ...	8.79e2	5.0	YES

Name: 171204M1_43, Date: 04-Dec-2017, Time: 21:09:16, ID: 1701725-01 GENBM-RW010-MW-207-111617 0.1267, Description: GENBM-RW010-MW-207-111617

	#	Name	ID	Area	%Rec	Area Out
1	1	13C4-PFBA	1701725-01 GENBM-RW010-MW-207-...	5.34e3	35.7	YES
2	2	13C5-PFHxA	1701725-01 GENBM-RW010-MW-207-...	7.26e3	32.8	YES
3	3	13C3-PFHxS	1701725-01 GENBM-RW010-MW-207-...	1.52e3	38.1	YES
4	4	13C8-PFOA	1701725-01 GENBM-RW010-MW-207-...	5.43e3	40.3	YES
5	5	13C9-PFNA	1701725-01 GENBM-RW010-MW-207-...	6.06e3	31.1	YES
6	6	13C4-PFOS	1701725-01 GENBM-RW010-MW-207-...	1.12e3	24.1	YES
7	7	13C6-PFDA	1701725-01 GENBM-RW010-MW-207-...	2.85e3	21.8	YES
8	8	13C7-PFUdA	1701725-01 GENBM-RW010-MW-207-...	9.71e2	5.5	YES

Name: 171204M1_44, Date: 04-Dec-2017, Time: 21:20:27, ID: IPA, Description: IPA

	#	Name	ID	Area	%Rec	Area Out
1	1	13C4-PFBA	IPA			NO
2	2	13C5-PFHxA	IPA			NO
3	3	13C3-PFHxS	IPA			NO
4	4	13C8-PFOA	IPA			NO
5	5	13C9-PFNA	IPA			NO
6	6	13C4-PFOS	IPA			NO
7	7	13C6-PFDA	IPA			NO
8	8	13C7-PFUdA	IPA			NO

AC 12/5/17

Dataset: U:\Q4.PRO\results\171204M1\171204M1-IIS AREAS.qld

Last Altered: Tuesday, December 05, 2017 11:29:38 Pacific Standard Time
Printed: Tuesday, December 05, 2017 11:33:25 Pacific Standard Time

Name: 171204M1_45, Date: 04-Dec-2017, Time: 21:31:38, ID: ST171204M1-4 PFC CS0 17K2808, Description: PFC CS0 17K2808

	# Name	ID	Area	%Rec	Area Out
1	1 13C4-PFBA	ST171204M1-4 PFC CS0 17K2808	8.45e3	56.5	NO
2	2 13C5-PFHxA	ST171204M1-4 PFC CS0 17K2808	1.79e4	81.1	NO
3	3 13C3-PFHxS	ST171204M1-4 PFC CS0 17K2808	3.66e3	92.0	NO
4	4 13C8-PFOA	ST171204M1-4 PFC CS0 17K2808	1.33e4	98.7	NO
5	5 13C9-PFNA	ST171204M1-4 PFC CS0 17K2808	1.47e4	75.4	NO
6	6 13C4-PFOS	ST171204M1-4 PFC CS0 17K2808	3.41e3	73.3	NO
7	7 13C6-PFDA	ST171204M1-4 PFC CS0 17K2808	1.37e4	105.2	NO
8	8 13C7-PFUdA	ST171204M1-4 PFC CS0 17K2808	1.37e4	77.5	NO

Name: 171204M1_46, Date: 04-Dec-2017, Time: 21:42:49, ID: IPA, Description: IPA

	# Name	ID	Area	%Rec	Area Out
1	1 13C4-PFBA	IPA			NO
2	2 13C5-PFHxA	IPA			NO
3	3 13C3-PFHxS	IPA			NO
4	4 13C8-PFOA	IPA			NO
5	5 13C9-PFNA	IPA			NO
6	6 13C4-PFOS	IPA			NO
7	7 13C6-PFDA	IPA			NO
8	8 13C7-PFUdA	IPA			NO

Name: 171204M1_47, Date: 04-Dec-2017, Time: 21:53:59, ID: 1701725-02 GENBM-11SW04-111617 0.10673, Description: GENBM-11SW04-111617

	# Name	ID	Area	%Rec	Area Out
1	1 13C4-PFBA	1701725-02 GENBM-11SW04-111617 0..	5.60e3	37.4	YES
2	2 13C5-PFHxA	1701725-02 GENBM-11SW04-111617 0..	7.96e3	36.0	YES
3	3 13C3-PFHxS	1701725-02 GENBM-11SW04-111617 0..	1.31e3	32.9	YES
4	4 13C8-PFOA	1701725-02 GENBM-11SW04-111617 0..	5.73e3	42.5	YES
5	5 13C9-PFNA	1701725-02 GENBM-11SW04-111617 0..	5.85e3	30.0	YES
6	6 13C4-PFOS	1701725-02 GENBM-11SW04-111617 0..	1.27e3	27.4	YES
7	7 13C6-PFDA	1701725-02 GENBM-11SW04-111617 0..	3.86e3	29.6	YES
8	8 13C7-PFUdA	1701725-02 GENBM-11SW04-111617 0..	2.36e3	13.4	YES

Name: 171204M1_48, Date: 04-Dec-2017, Time: 22:05:10, ID: 1701725-03 GENBM-RW010-MW-208-111617 0.11241, Description: GENBM-RW010-MW-208-111617

	# Name	ID	Area	%Rec	Area Out
1	1 13C4-PFBA	1701725-03 GENBM-RW010-MW-208-...	5.75e3	38.5	YES
2	2 13C5-PFHxA	1701725-03 GENBM-RW010-MW-208-...	7.56e3	34.2	YES
3	3 13C3-PFHxS	1701725-03 GENBM-RW010-MW-208-...	1.56e3	39.3	YES
4	4 13C8-PFOA	1701725-03 GENBM-RW010-MW-208-...	6.15e3	45.6	YES
5	5 13C9-PFNA	1701725-03 GENBM-RW010-MW-208-...	5.66e3	29.0	YES
6	6 13C4-PFOS	1701725-03 GENBM-RW010-MW-208-...	1.57e3	33.6	YES
7	7 13C6-PFDA	1701725-03 GENBM-RW010-MW-208-...	3.56e3	27.3	YES
8	8 13C7-PFUdA	1701725-03 GENBM-RW010-MW-208-...	1.74e3	9.8	YES

AC 12/5/17

Dataset: U:\Q4.PRO\results\171204M1\171204M1-IIS AREAS.qld

Last Altered: Tuesday, December 05, 2017 11:29:38 Pacific Standard Time
Printed: Tuesday, December 05, 2017 11:33:25 Pacific Standard Time

Name: 171204M1_49, Date: 04-Dec-2017, Time: 22:16:20, ID: 1701725-04 GENBM-18-TW18B-111617 0.12285, Description: GENBM-18-TW18B-111617

	#	Name	ID	Area	%Rec	Area Out
1	1	13C4-PFBA	1701725-04 GENBM-18-TW18B-11161...	5.19e3	34.7	YES
2	2	13C5-PFHxA	1701725-04 GENBM-18-TW18B-11161...	7.53e3	34.0	YES
3	3	13C3-PFHxS	1701725-04 GENBM-18-TW18B-11161...	1.42e3	35.6	YES
4	4	13C8-PFOA	1701725-04 GENBM-18-TW18B-11161...	4.83e3	35.9	YES
5	5	13C9-PFNA	1701725-04 GENBM-18-TW18B-11161...	5.38e3	27.6	YES
6	6	13C4-PFOS	1701725-04 GENBM-18-TW18B-11161...	7.05e2	15.1	YES
7	7	13C6-PFDA	1701725-04 GENBM-18-TW18B-11161...	2.19e3	16.8	YES
8	8	13C7-PFUdA	1701725-04 GENBM-18-TW18B-11161...	5.30e2	3.0	YES

Name: 171204M1_50, Date: 04-Dec-2017, Time: 22:27:32, ID: 1701725-05 GENBM-11SW02-111617 0.12276, Description: GENBM-11SW02-111617

	#	Name	ID	Area	%Rec	Area Out
1	1	13C4-PFBA	1701725-05 GENBM-11SW02-111617 0..	5.19e3	34.7	YES
2	2	13C5-PFHxA	1701725-05 GENBM-11SW02-111617 0..	7.96e3	36.0	YES
3	3	13C3-PFHxS	1701725-05 GENBM-11SW02-111617 0..	1.36e3	34.2	YES
4	4	13C8-PFOA	1701725-05 GENBM-11SW02-111617 0..	5.14e3	38.2	YES
5	5	13C9-PFNA	1701725-05 GENBM-11SW02-111617 0..	5.84e3	29.9	YES
6	6	13C4-PFOS	1701725-05 GENBM-11SW02-111617 0..	9.33e2	20.1	YES
7	7	13C6-PFDA	1701725-05 GENBM-11SW02-111617 0..	4.53e3	34.8	YES
8	8	13C7-PFUdA	1701725-05 GENBM-11SW02-111617 0..	2.09e3	11.8	YES

Name: 171204M1_51, Date: 04-Dec-2017, Time: 22:38:42, ID: 1701725-06 GENBM-GW-DUP2-111617 0.12507, Description: GENBM-GW-DUP2-111617

	#	Name	ID	Area	%Rec	Area Out
1	1	13C4-PFBA	1701725-06 GENBM-GW-DUP2-11161...	5.90e3	39.5	YES
2	2	13C5-PFHxA	1701725-06 GENBM-GW-DUP2-11161...	7.98e3	36.0	YES
3	3	13C3-PFHxS	1701725-06 GENBM-GW-DUP2-11161...	1.41e3	35.5	YES
4	4	13C8-PFOA	1701725-06 GENBM-GW-DUP2-11161...	5.65e3	41.9	YES
5	5	13C9-PFNA	1701725-06 GENBM-GW-DUP2-11161...	5.63e3	28.8	YES
6	6	13C4-PFOS	1701725-06 GENBM-GW-DUP2-11161...	1.27e3	27.3	YES
7	7	13C6-PFDA	1701725-06 GENBM-GW-DUP2-11161...	3.57e3	27.4	YES
8	8	13C7-PFUdA	1701725-06 GENBM-GW-DUP2-11161...	7.74e2	4.4	YES

Name: 171204M1_52, Date: 04-Dec-2017, Time: 22:49:53, ID: 1701725-07 GENBM-07-TW07-111617 0.12011, Description: GENBM-07-TW07-111617

	#	Name	ID	Area	%Rec	Area Out
1	1	13C4-PFBA	1701725-07 GENBM-07-TW07-111617 ...	5.40e3	36.1	YES
2	2	13C5-PFHxA	1701725-07 GENBM-07-TW07-111617 ...	8.32e3	37.6	YES
3	3	13C3-PFHxS	1701725-07 GENBM-07-TW07-111617 ...	1.51e3	38.0	YES
4	4	13C8-PFOA	1701725-07 GENBM-07-TW07-111617 ...	5.72e3	42.4	YES
5	5	13C9-PFNA	1701725-07 GENBM-07-TW07-111617 ...	5.90e3	30.2	YES
6	6	13C4-PFOS	1701725-07 GENBM-07-TW07-111617 ...	1.21e3	25.9	YES
7	7	13C6-PFDA	1701725-07 GENBM-07-TW07-111617 ...	2.73e3	20.9	YES
8	8	13C7-PFUdA	1701725-07 GENBM-07-TW07-111617 ...	1.18e3	6.7	YES

AC 12/5/17

Dataset: U:\Q4.PRO\results\171204M1\171204M1-IIS AREAS.qld

Last Altered: Tuesday, December 05, 2017 11:29:38 Pacific Standard Time
Printed: Tuesday, December 05, 2017 11:33:25 Pacific Standard Time

Name: 171204M1_53, Date: 04-Dec-2017, Time: 23:01:03, ID: 1701725-08 GENBM-11SW03-111617 0.12114, Description: GENBM-11SW03-111617

	#	Name	ID	Area	%Rec	Area Out
1	1	13C4-PFBA	1701725-08 GENBM-11SW03-111617 0..	5.42e3	36.2	YES
2	2	13C5-PFHxA	1701725-08 GENBM-11SW03-111617 0..	7.78e3	35.2	YES
3	3	13C3-PFHxS	1701725-08 GENBM-11SW03-111617 0..	1.28e3	32.2	YES
4	4	13C8-PFOA	1701725-08 GENBM-11SW03-111617 0..	4.85e3	36.0	YES
5	5	13C9-PFNA	1701725-08 GENBM-11SW03-111617 0..	5.64e3	28.9	YES
6	6	13C4-PFOS	1701725-08 GENBM-11SW03-111617 0..	1.20e3	25.7	YES
7	7	13C6-PFDA	1701725-08 GENBM-11SW03-111617 0..	3.32e3	25.5	YES
8	8	13C7-PFUdA	1701725-08 GENBM-11SW03-111617 0..	3.41e3	19.3	YES

Name: 171204M1_54, Date: 04-Dec-2017, Time: 23:12:14, ID: 1701725-09 GENBM-RW010-MW-202-111617 0.11756, Description: GENBM-RW010-MW-202-111617

	#	Name	ID	Area	%Rec	Area Out
1	1	13C4-PFBA	1701725-09 GENBM-RW010-MW-202-...	5.91e3	39.5	YES
2	2	13C5-PFHxA	1701725-09 GENBM-RW010-MW-202-...	8.13e3	36.7	YES
3	3	13C3-PFHxS	1701725-09 GENBM-RW010-MW-202-...	1.76e3	44.1	YES
4	4	13C8-PFOA	1701725-09 GENBM-RW010-MW-202-...	5.54e3	41.1	YES
5	5	13C9-PFNA	1701725-09 GENBM-RW010-MW-202-...	5.76e3	29.6	YES
6	6	13C4-PFOS	1701725-09 GENBM-RW010-MW-202-...	1.34e3	28.8	YES
7	7	13C6-PFDA	1701725-09 GENBM-RW010-MW-202-...	3.99e3	30.6	YES
8	8	13C7-PFUdA	1701725-09 GENBM-RW010-MW-202-...	1.71e3	9.7	YES

Name: 171204M1_55, Date: 04-Dec-2017, Time: 23:23:25, ID: 1701725-10 GENBM-11-MW114-111517 0.11721, Description: GENBM-11-MW114-111517

	#	Name	ID	Area	%Rec	Area Out
1	1	13C4-PFBA	1701725-10 GENBM-11-MW114-11151...	5.66e3	37.8	YES
2	2	13C5-PFHxA	1701725-10 GENBM-11-MW114-11151...	8.36e3	37.8	YES
3	3	13C3-PFHxS	1701725-10 GENBM-11-MW114-11151...	1.50e3	37.6	YES
4	4	13C8-PFOA	1701725-10 GENBM-11-MW114-11151...	5.20e3	38.6	YES
5	5	13C9-PFNA	1701725-10 GENBM-11-MW114-11151...	7.14e3	36.6	YES
6	6	13C4-PFOS	1701725-10 GENBM-11-MW114-11151...	1.59e3	34.1	YES
7	7	13C6-PFDA	1701725-10 GENBM-11-MW114-11151...	4.54e3	34.8	YES
8	8	13C7-PFUdA	1701725-10 GENBM-11-MW114-11151...	4.36e3	24.7	YES

Name: 171204M1_56, Date: 04-Dec-2017, Time: 23:34:36, ID: 1701725-11 GENBM-BB01-TWBB01-111417 0.10822, Description: GENBM-BB01-TWBB01-111417

	#	Name	ID	Area	%Rec	Area Out
1	1	13C4-PFBA	1701725-11 GENBM-BB01-TWBB01-11...	5.78e3	38.6	YES
2	2	13C5-PFHxA	1701725-11 GENBM-BB01-TWBB01-11...	7.30e3	33.0	YES
3	3	13C3-PFHxS	1701725-11 GENBM-BB01-TWBB01-11...	6.73e2	16.9	YES
4	4	13C8-PFOA	1701725-11 GENBM-BB01-TWBB01-11...	5.46e3	40.5	YES
5	5	13C9-PFNA	1701725-11 GENBM-BB01-TWBB01-11...	5.94e3	30.5	YES
6	6	13C4-PFOS	1701725-11 GENBM-BB01-TWBB01-11...	1.33e3	28.5	YES
7	7	13C6-PFDA	1701725-11 GENBM-BB01-TWBB01-11...	3.12e3	24.0	YES
8	8	13C7-PFUdA	1701725-11 GENBM-BB01-TWBB01-11...	1.31e3	7.4	YES

AC 12/5/17

Dataset: U:\Q4.PRO\results\171204M1\171204M1-IIS AREAS.qld

Last Altered: Tuesday, December 05, 2017 11:29:38 Pacific Standard Time
Printed: Tuesday, December 05, 2017 11:33:25 Pacific Standard Time

Name: 171204M1_57, Date: 04-Dec-2017, Time: 23:45:46, ID: IPA, Description: IPA

	#	Name	ID	Area	%Rec	Area Out
1	1	13C4-PFBA	IPA			NO
2	2	13C5-PFHxA	IPA			NO
3	3	13C3-PFHxS	IPA			NO
4	4	13C8-PFOA	IPA			NO
5	5	13C9-PFNA	IPA			NO
6	6	13C4-PFOS	IPA			NO
7	7	13C6-PFDA	IPA			NO
8	8	13C7-PFUdA	IPA			NO

Name: 171204M1_58, Date: 04-Dec-2017, Time: 23:56:57, ID: ST171204M1-5 PFC CS3 17K2810, Description: PFC CS3 17K2810

	#	Name	ID	Area	%Rec	Area Out
1	1	13C4-PFBA	ST171204M1-5 PFC CS3 17K2810	1.01e4	67.4	NO
2	2	13C5-PFHxA	ST171204M1-5 PFC CS3 17K2810	2.09e4	94.4	NO
3	3	13C3-PFHxS	ST171204M1-5 PFC CS3 17K2810	4.06e3	102.0	NO
4	4	13C8-PFOA	ST171204M1-5 PFC CS3 17K2810	1.49e4	110.5	NO
5	5	13C9-PFNA	ST171204M1-5 PFC CS3 17K2810	1.73e4	88.9	NO
6	6	13C4-PFOS	ST171204M1-5 PFC CS3 17K2810	4.26e3	91.5	NO
7	7	13C6-PFDA	ST171204M1-5 PFC CS3 17K2810	1.32e4	101.0	NO
8	8	13C7-PFUdA	ST171204M1-5 PFC CS3 17K2810	1.56e4	88.5	NO

Name: 171204M1_59, Date: 05-Dec-2017, Time: 00:08:08, ID: IPA, Description: IPA

	#	Name	ID	Area	%Rec	Area Out
1	1	13C4-PFBA	IPA			NO
2	2	13C5-PFHxA	IPA	6.12e0	0.0	YES
3	3	13C3-PFHxS	IPA			NO
4	4	13C8-PFOA	IPA			NO
5	5	13C9-PFNA	IPA			NO
6	6	13C4-PFOS	IPA			NO
7	7	13C6-PFDA	IPA			NO
8	8	13C7-PFUdA	IPA			NO

Name: 171204M1_60, Date: 05-Dec-2017, Time: 00:19:27, ID: 1701725-12 GENBM-GW-DUP1-111517 0.12313, Description: GENBM-GW-DUP1-111517

	#	Name	ID	Area	%Rec	Area Out
1	1	13C4-PFBA	1701725-12 GENBM-GW-DUP1-11151...	5.81e3	38.8	YES
2	2	13C5-PFHxA	1701725-12 GENBM-GW-DUP1-11151...	7.40e3	33.4	YES
3	3	13C3-PFHxS	1701725-12 GENBM-GW-DUP1-11151...	1.33e3	33.5	YES
4	4	13C8-PFOA	1701725-12 GENBM-GW-DUP1-11151...	5.81e3	43.1	YES
5	5	13C9-PFNA	1701725-12 GENBM-GW-DUP1-11151...	6.62e3	34.0	YES
6	6	13C4-PFOS	1701725-12 GENBM-GW-DUP1-11151...	1.05e3	22.6	YES
7	7	13C6-PFDA	1701725-12 GENBM-GW-DUP1-11151...	2.47e3	19.0	YES
8	8	13C7-PFUdA	1701725-12 GENBM-GW-DUP1-11151...	8.57e2	4.8	YES

AC 12/5/17

Dataset: U:\Q4.PRO\results\171204M1\171204M1-IIS AREAS.qld

Last Altered: Tuesday, December 05, 2017 11:29:38 Pacific Standard Time
Printed: Tuesday, December 05, 2017 11:33:25 Pacific Standard Time

Name: 171204M1_61, Date: 05-Dec-2017, Time: 00:30:49, ID: 1701725-13 GENBM-08-TW08-111617 0.11519, Description: GENBM-08-TW08-111617

	#	Name	ID	Area	%Rec	Area Out
1	1	13C4-PFBA	1701725-13 GENBM-08-TW08-111617 ...	5.27e3	35.2	YES
2	2	13C5-PFHxA	1701725-13 GENBM-08-TW08-111617 ...	7.55e3	34.1	YES
3	3	13C3-PFHxS	1701725-13 GENBM-08-TW08-111617 ...	1.13e3	28.3	YES
4	4	13C8-PFOA	1701725-13 GENBM-08-TW08-111617 ...	5.31e3	39.4	YES
5	5	13C9-PFNA	1701725-13 GENBM-08-TW08-111617 ...	4.84e3	24.8	YES
6	6	13C4-PFOS	1701725-13 GENBM-08-TW08-111617 ...	9.57e2	20.6	YES
7	7	13C6-PFDA	1701725-13 GENBM-08-TW08-111617 ...	3.68e3	28.3	YES
8	8	13C7-PFUdA	1701725-13 GENBM-08-TW08-111617 ...	1.94e3	11.0	YES

Name: 171204M1_62, Date: 05-Dec-2017, Time: 00:42:04, ID: 1701725-14 GENBM-02-MW102-111517 0.11771, Description: GENBM-02-MW102-111517

	#	Name	ID	Area	%Rec	Area Out
1	1	13C4-PFBA	1701725-14 GENBM-02-MW102-11151...	5.96e3	39.8	YES
2	2	13C5-PFHxA	1701725-14 GENBM-02-MW102-11151...	8.77e3	39.6	YES
3	3	13C3-PFHxS	1701725-14 GENBM-02-MW102-11151...	1.49e3	37.4	YES
4	4	13C8-PFOA	1701725-14 GENBM-02-MW102-11151...	5.22e3	38.7	YES
5	5	13C9-PFNA	1701725-14 GENBM-02-MW102-11151...	5.25e3	26.9	YES
6	6	13C4-PFOS	1701725-14 GENBM-02-MW102-11151...	1.01e3	21.8	YES
7	7	13C6-PFDA	1701725-14 GENBM-02-MW102-11151...	2.54e3	19.5	YES
8	8	13C7-PFUdA	1701725-14 GENBM-02-MW102-11151...	7.36e2	4.2	YES

Name: 171204M1_63, Date: 05-Dec-2017, Time: 00:53:15, ID: 1701725-15 GENBM-04-TW04-111517 0.1187, Description: GENBM-04-TW04-111517

	#	Name	ID	Area	%Rec	Area Out
1	1	13C4-PFBA	1701725-15 GENBM-04-TW04-111517 ...	6.17e3	41.3	YES
2	2	13C5-PFHxA	1701725-15 GENBM-04-TW04-111517 ...	8.37e3	37.8	YES
3	3	13C3-PFHxS	1701725-15 GENBM-04-TW04-111517 ...	1.57e3	39.5	YES
4	4	13C8-PFOA	1701725-15 GENBM-04-TW04-111517 ...	5.90e3	43.8	YES
5	5	13C9-PFNA	1701725-15 GENBM-04-TW04-111517 ...	5.87e3	30.1	YES
6	6	13C4-PFOS	1701725-15 GENBM-04-TW04-111517 ...	1.27e3	27.2	YES
7	7	13C6-PFDA	1701725-15 GENBM-04-TW04-111517 ...	3.28e3	25.2	YES
8	8	13C7-PFUdA	1701725-15 GENBM-04-TW04-111517 ...	1.25e3	7.1	YES

Name: 171204M1_64, Date: 05-Dec-2017, Time: 01:04:26, ID: 1701773-01 SB-4 0.12352, Description: SB-4

	#	Name	ID	Area	%Rec	Area Out
1	1	13C4-PFBA	1701773-01 SB-4 0.12352	5.42e3	36.2	YES
2	2	13C5-PFHxA	1701773-01 SB-4 0.12352	7.19e3	32.5	YES
3	3	13C3-PFHxS	1701773-01 SB-4 0.12352	1.33e3	33.4	YES
4	4	13C8-PFOA	1701773-01 SB-4 0.12352	4.37e3	32.4	YES
5	5	13C9-PFNA	1701773-01 SB-4 0.12352	3.75e3	19.2	YES
6	6	13C4-PFOS	1701773-01 SB-4 0.12352	3.66e2	7.9	YES
7	7	13C6-PFDA	1701773-01 SB-4 0.12352	7.97e2	6.1	YES
8	8	13C7-PFUdA	1701773-01 SB-4 0.12352	1.86e2	1.1	YES

AC 12/5/17

Dataset: U:\Q4.PRO\results\171204M1\171204M1-IIS AREAS.qld

Last Altered: Tuesday, December 05, 2017 11:29:38 Pacific Standard Time
Printed: Tuesday, December 05, 2017 11:33:25 Pacific Standard Time

Name: 171204M1_65, Date: 05-Dec-2017, Time: 01:15:37, ID: 1701773-02 SB-13 0.11374, Description: SB-13

	#	Name	ID	Area	%Rec	Area Out
1	1	13C4-PFBA	1701773-02 SB-13 0.11374	5.60e3	37.4	YES
2	2	13C5-PFHxA	1701773-02 SB-13 0.11374	7.58e3	34.2	YES
3	3	13C3-PFHxS	1701773-02 SB-13 0.11374	1.34e3	33.6	YES
4	4	13C8-PFOA	1701773-02 SB-13 0.11374	5.42e3	40.2	YES
5	5	13C9-PFNA	1701773-02 SB-13 0.11374	4.11e3	21.1	YES
6	6	13C4-PFOS	1701773-02 SB-13 0.11374	5.56e2	11.9	YES
7	7	13C6-PFDA	1701773-02 SB-13 0.11374	1.45e3	11.1	YES
8	8	13C7-PFUdA	1701773-02 SB-13 0.11374	3.45e2	2.0	YES

Name: 171204M1_66, Date: 05-Dec-2017, Time: 01:26:47, ID: IPA, Description: IPA

	#	Name	ID	Area	%Rec	Area Out
1	1	13C4-PFBA	IPA			NO
2	2	13C5-PFHxA	IPA			NO
3	3	13C3-PFHxS	IPA			NO
4	4	13C8-PFOA	IPA			NO
5	5	13C9-PFNA	IPA			NO
6	6	13C4-PFOS	IPA			NO
7	7	13C6-PFDA	IPA			NO
8	8	13C7-PFUdA	IPA			NO

Name: 171204M1_67, Date: 05-Dec-2017, Time: 01:37:58, ID: ST171204M1-6 PFC CS3 17K2810, Description: PFC CS3 17K2810

	#	Name	ID	Area	%Rec	Area Out
1	1	13C4-PFBA	ST171204M1-6 PFC CS3 17K2810	1.22e4	81.8	NO
2	2	13C5-PFHxA	ST171204M1-6 PFC CS3 17K2810	2.14e4	96.5	NO
3	3	13C3-PFHxS	ST171204M1-6 PFC CS3 17K2810	3.79e3	95.2	NO
4	4	13C8-PFOA	ST171204M1-6 PFC CS3 17K2810	1.39e4	102.8	NO
5	5	13C9-PFNA	ST171204M1-6 PFC CS3 17K2810	1.59e4	81.4	NO
6	6	13C4-PFOS	ST171204M1-6 PFC CS3 17K2810	3.98e3	85.5	NO
7	7	13C6-PFDA	ST171204M1-6 PFC CS3 17K2810	1.10e4	84.7	NO
8	8	13C7-PFUdA	ST171204M1-6 PFC CS3 17K2810	1.72e4	97.5	NO

Name: 171204M1_68, Date: 05-Dec-2017, Time: 01:49:09, ID: IPA, Description: IPA

	#	Name	ID	Area	%Rec	Area Out
1	1	13C4-PFBA	IPA			NO
2	2	13C5-PFHxA	IPA			NO
3	3	13C3-PFHxS	IPA			NO
4	4	13C8-PFOA	IPA			NO
5	5	13C9-PFNA	IPA			NO
6	6	13C4-PFOS	IPA			NO
7	7	13C6-PFDA	IPA			NO
8	8	13C7-PFUdA	IPA	8.88e0	0.1	YES

AC 12/5/17

Vista Analytical Laboratory

Dataset: U:\Q4.PRO\results\171204M1\171204M1-3.qld

Last Altered: Tuesday, December 05, 2017 11:35:29 Pacific Standard Time
Printed: Tuesday, December 05, 2017 11:37:19 Pacific Standard Time

Method: U:\Q4.PRO\MethDB\PFAS_FULL_80C_120317.mdb 04 Dec 2017 13:50:01
Calibration: U:\Q4.PRO\CurveDB\C18_VAL-PFAS_Q4_12-3-17_FULL.cdb 04 Dec 2017 15:00:50

Name: 171204M1_3, Date: 04-Dec-2017, Time: 12:26:53, ID: IPA, Description: IPA

PFBA

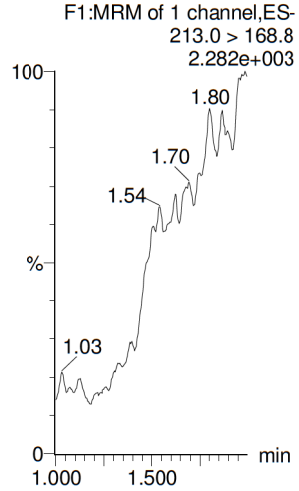

PFPeA

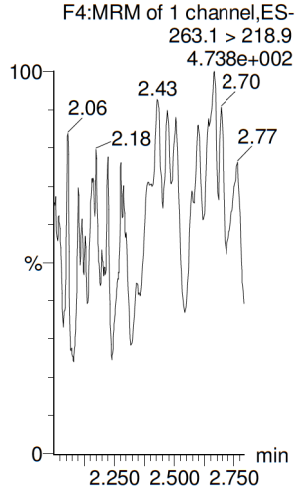

PFBS

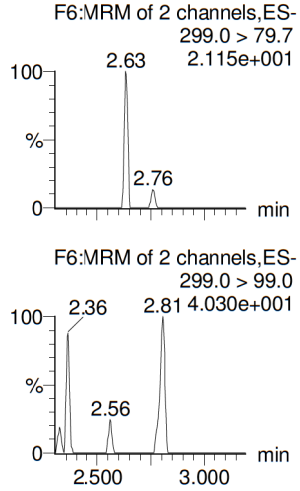

PFHxA

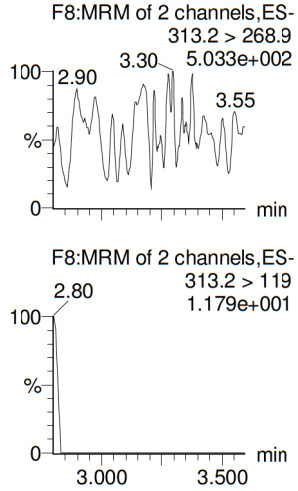

PFHpA

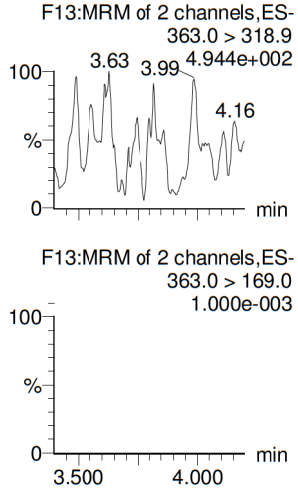

L-PFHxS

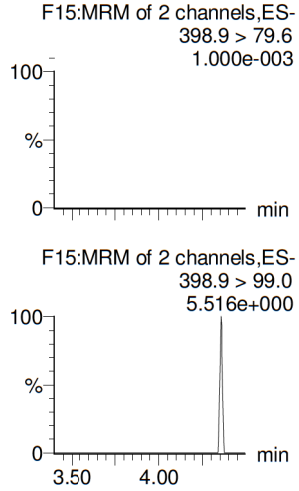

13C3-PFBA

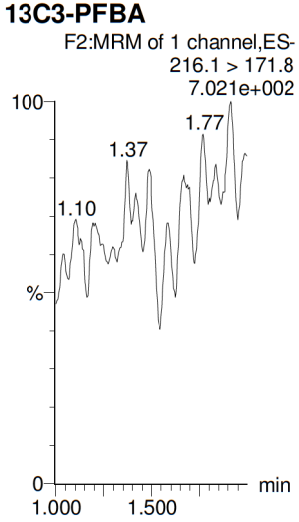

13C3-PFPeA

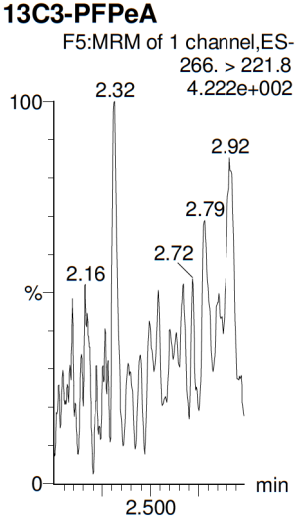

13C3-PFBS

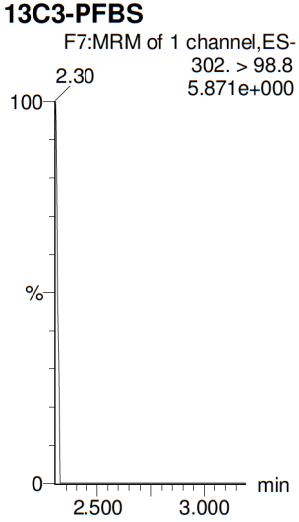

13C2-PFHxA

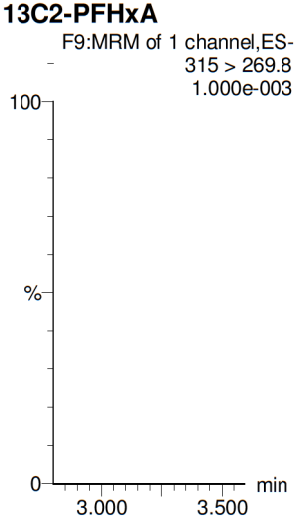

13C4-PFHpA

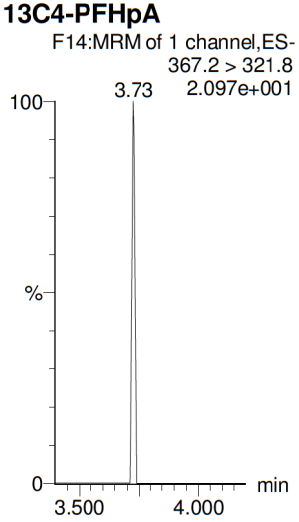

18O2-PFHxS

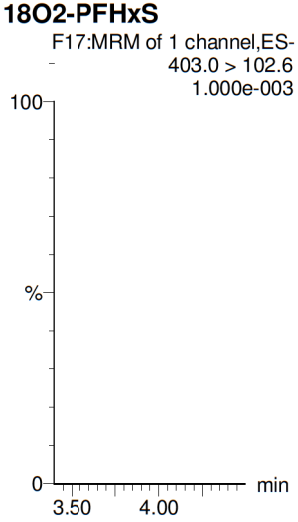

AC 12/5/17

Vista Analytical Laboratory

Dataset: U:\Q4.PRO\results\171204M1\171204M1-3.qld

Last Altered: Tuesday, December 05, 2017 11:35:29 Pacific Standard Time
Printed: Tuesday, December 05, 2017 11:37:19 Pacific Standard Time

Name: 171204M1_3, Date: 04-Dec-2017, Time: 12:26:53, ID: IPA, Description: IPA

6:2 FTS

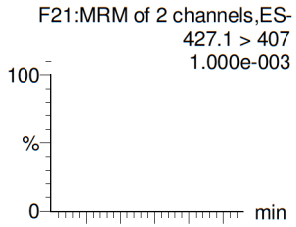

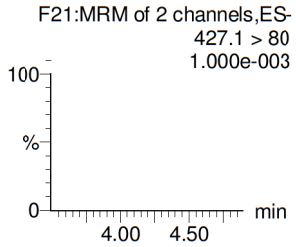

L-PFOA

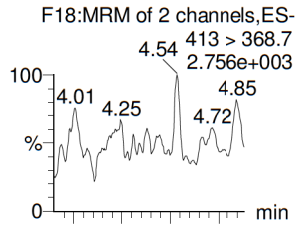

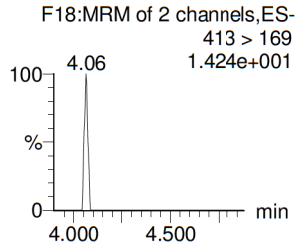

PFHpS

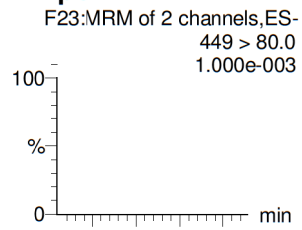

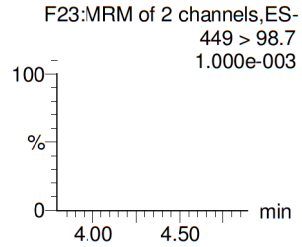

PFNA

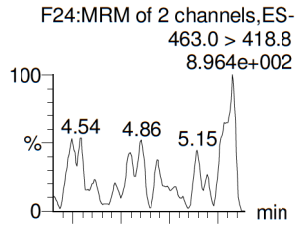

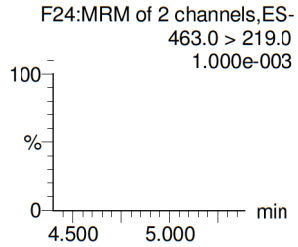

PFOSA

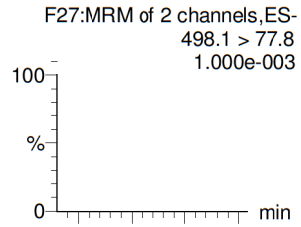

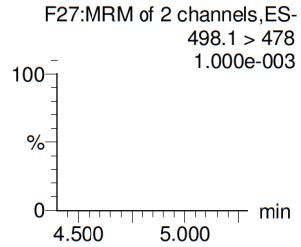

L-PFOS

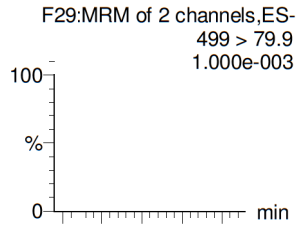

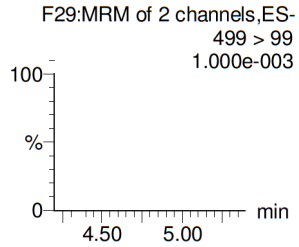

13C2-6:2 FTS

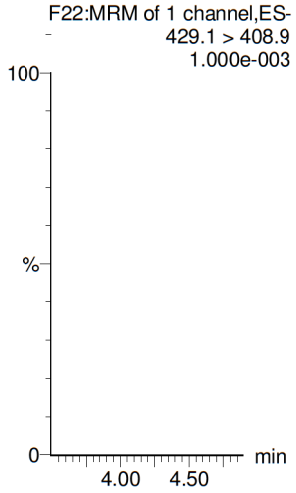

13C2-PFOA

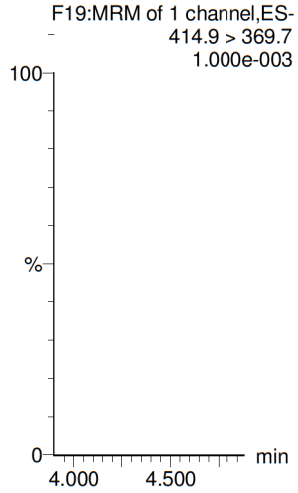

13C2-PFOA

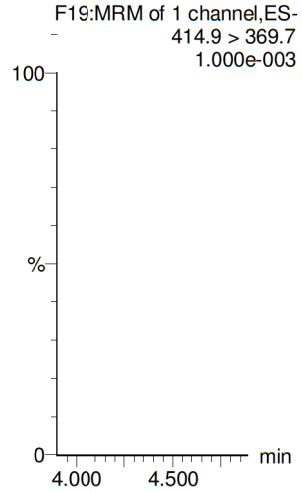

13C5-PFNA

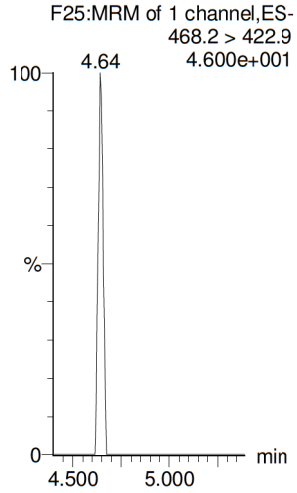

13C8-PFOSA

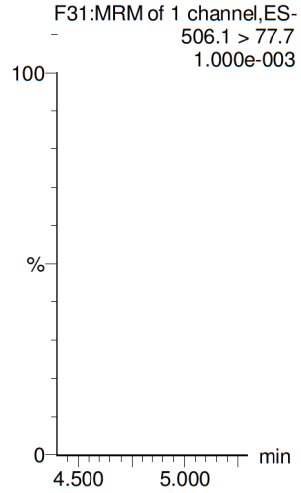

13C8-PFOS

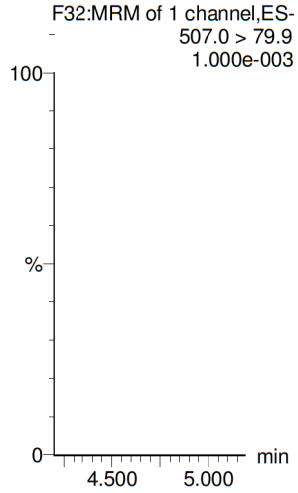

AC 12/5/17

Dataset: U:\Q4.PRO\results\171204M1\171204M1-3.qld

Last Altered: Tuesday, December 05, 2017 11:35:29 Pacific Standard Time
Printed: Tuesday, December 05, 2017 11:37:19 Pacific Standard Time

Name: 171204M1_3, Date: 04-Dec-2017, Time: 12:26:53, ID: IPA, Description: IPA

PFDA

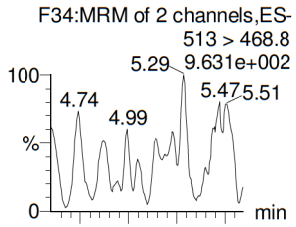

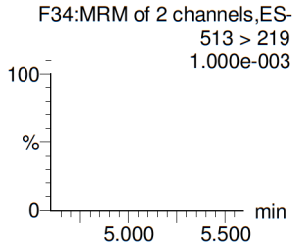

8:2 FTS

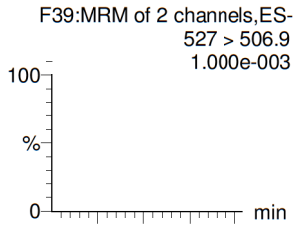

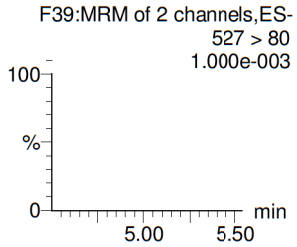

N-MeFOSAA

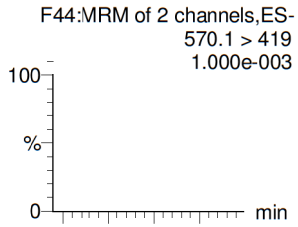

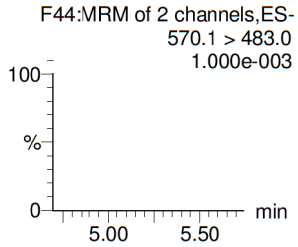

N-EtFOSAA

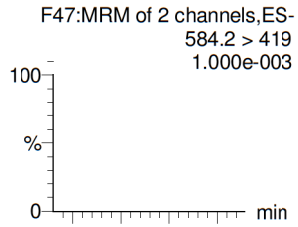

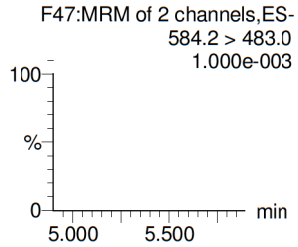

PFUdA

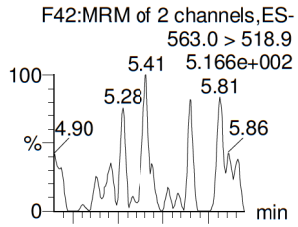

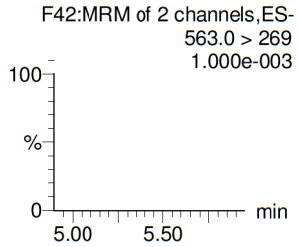

PFDS

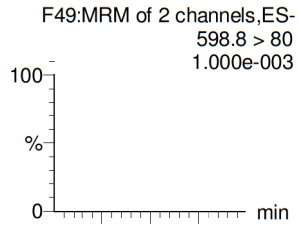

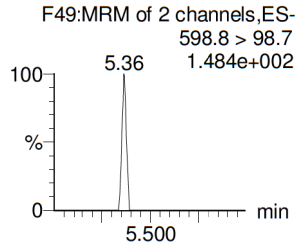

13C2-PFDA

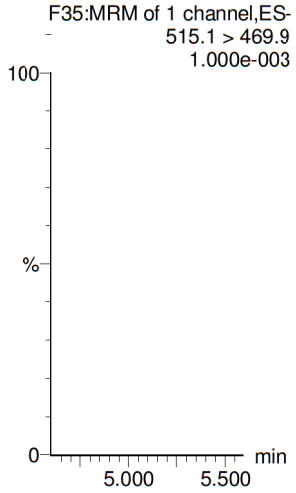

13C2-8:2 FTS

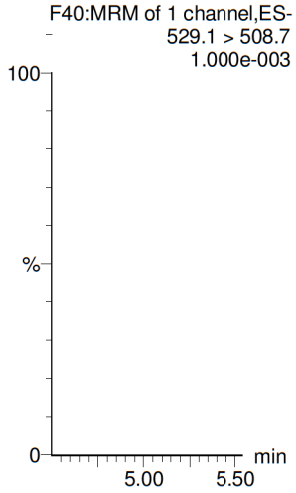

d3-N-MeFOSAA

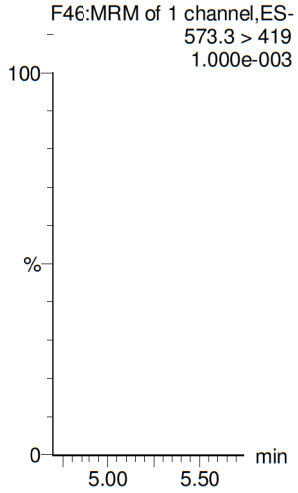

d5-N-EtFOSAA

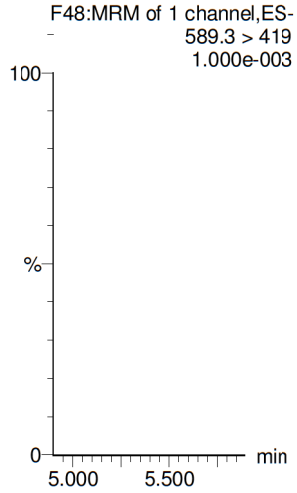

13C2-PFUdA

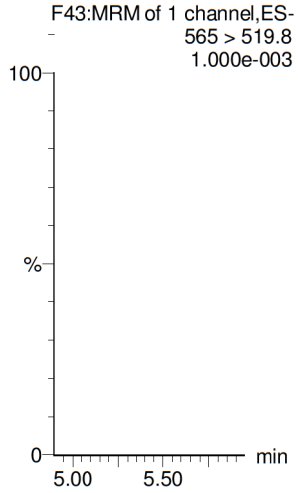

13C2-PFUdA

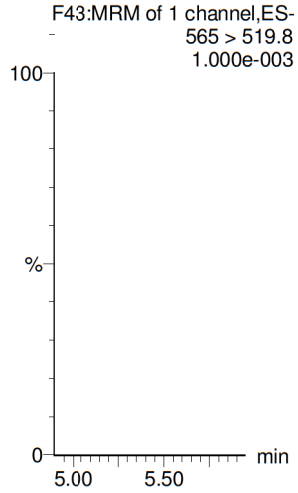

AC 12/5/17

Dataset: U:\Q4.PRO\results\171204M1\171204M1-3.qld

Last Altered: Tuesday, December 05, 2017 11:35:29 Pacific Standard Time
Printed: Tuesday, December 05, 2017 11:37:19 Pacific Standard Time

Name: 171204M1_3, Date: 04-Dec-2017, Time: 12:26:53, ID: IPA, Description: IPA

PFDoA

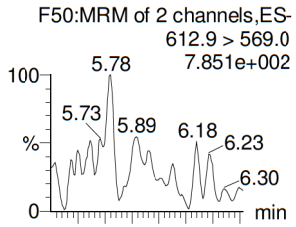

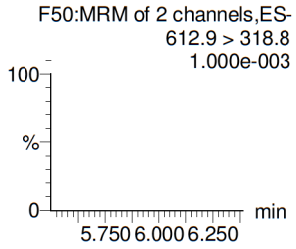

N-MeFOSA

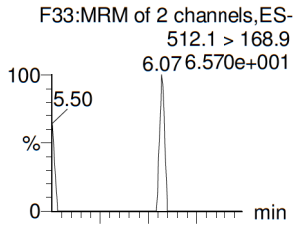

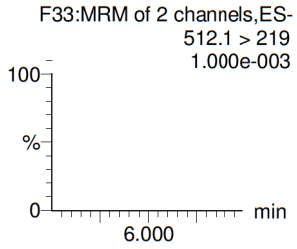

PFTrDA

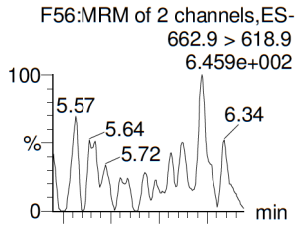

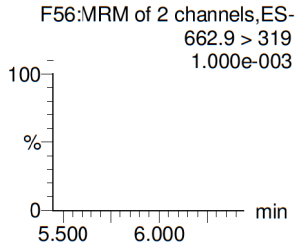

PFTeDA

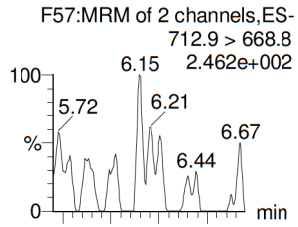

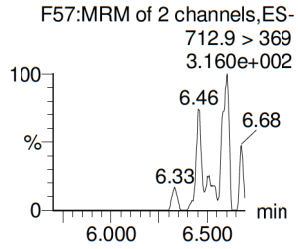

N-EtFOSA

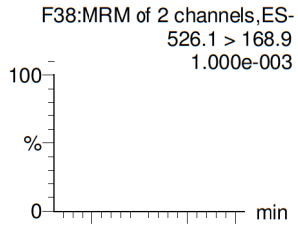

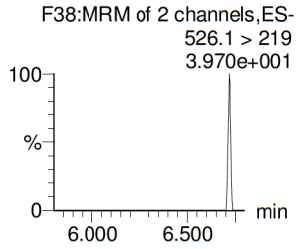

PFHxDA

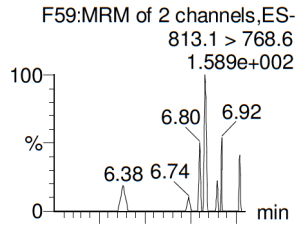

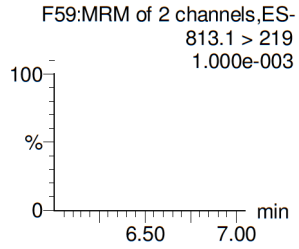

13C2-PFDoA

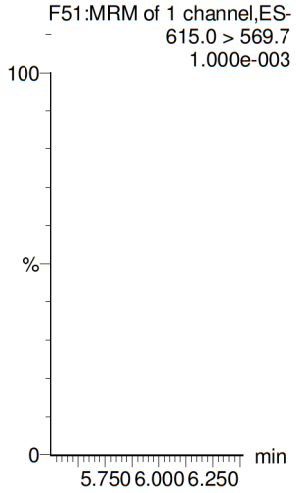

d3-N-MeFOSA

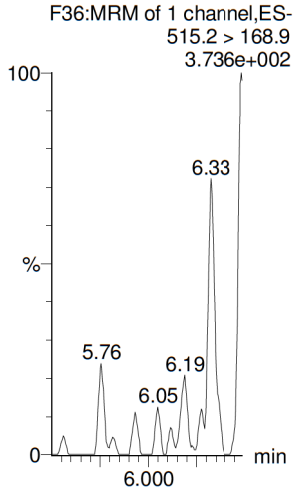

13C2-PFTeDA

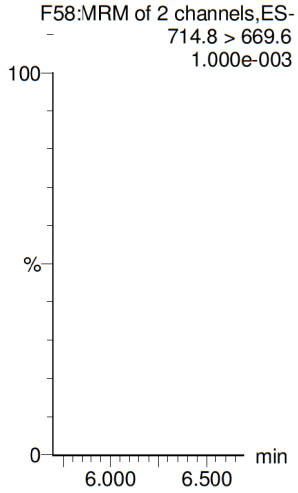

13C2-PFTeDA

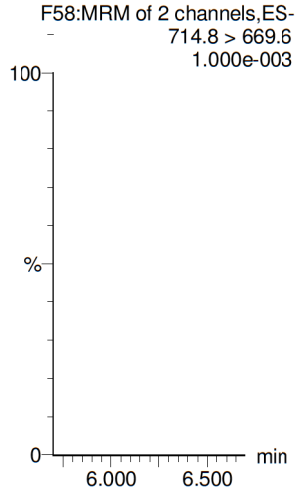

d5-N-ETFOSA

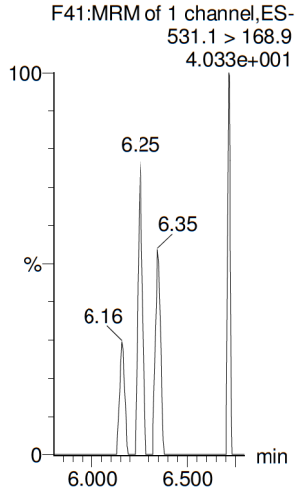

13C2-PFHxDA

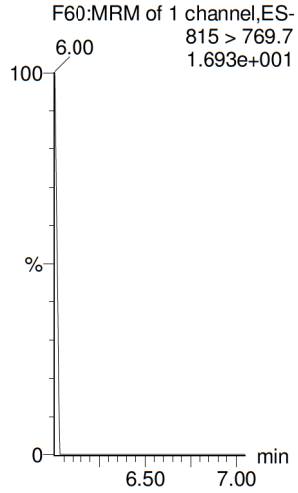

AC 12/5/17

Dataset: U:\Q4.PRO\results\171204M1\171204M1-3.qld

Last Altered: Tuesday, December 05, 2017 11:35:29 Pacific Standard Time
Printed: Tuesday, December 05, 2017 11:37:19 Pacific Standard Time

Name: 171204M1_3, Date: 04-Dec-2017, Time: 12:26:53, ID: IPA, Description: IPA

PFODA

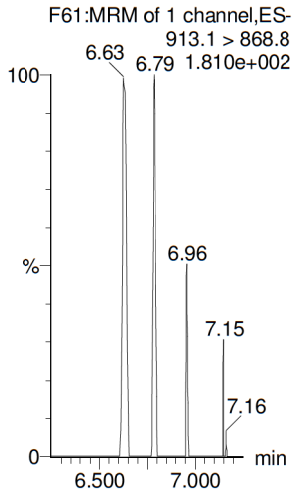

N-MeFOSE

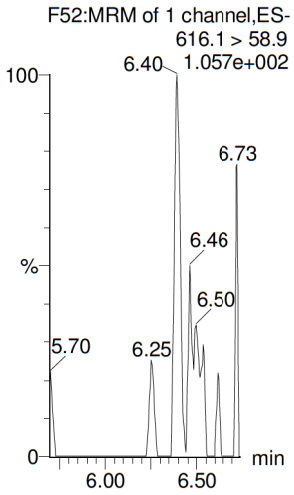

N-EtFOSE

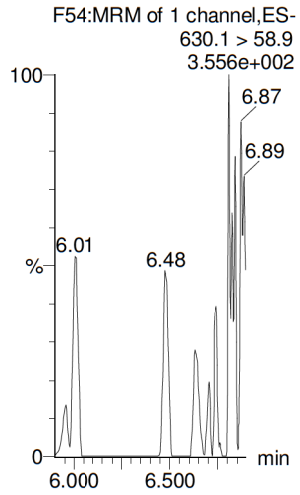

13C4-PFBA

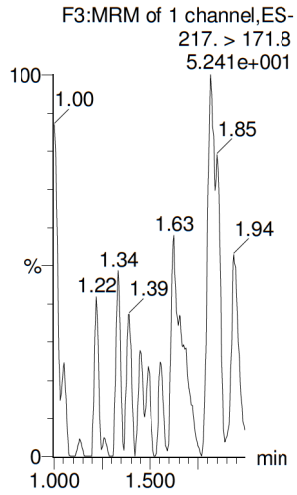

13C5-PFHxA

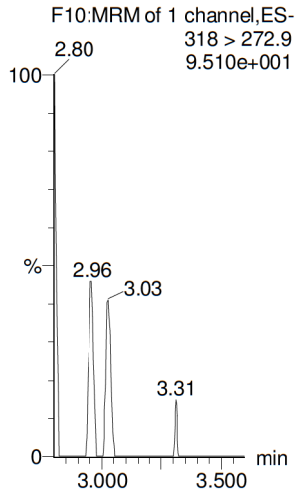

TCDA

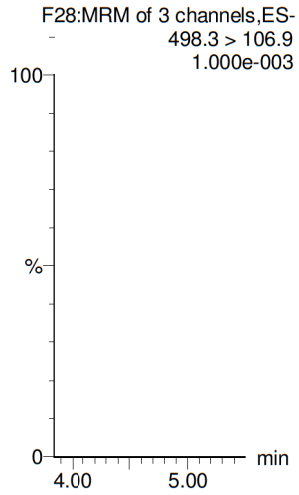

13C2-PFHxDA

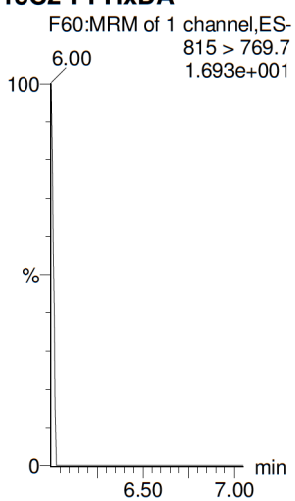

d7-N-MeFOSE

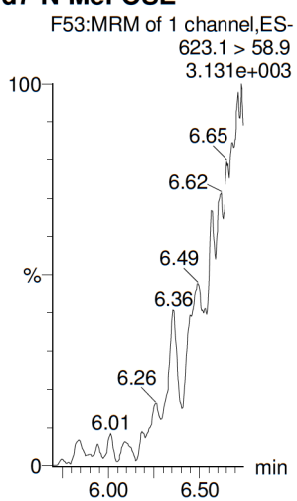

d9-N-EtFOSE

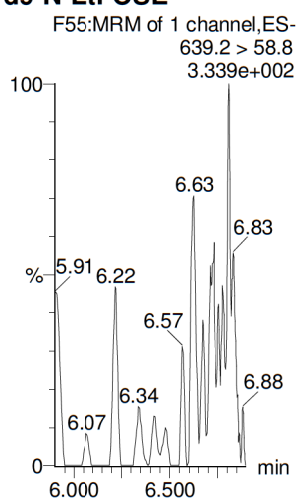

13C3-PFHxS

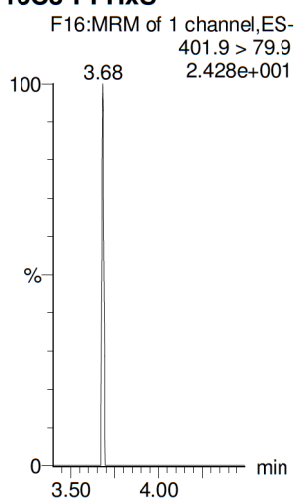

13C8-PFOA

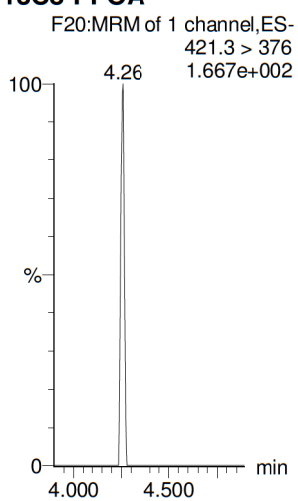

13C8-PFOS

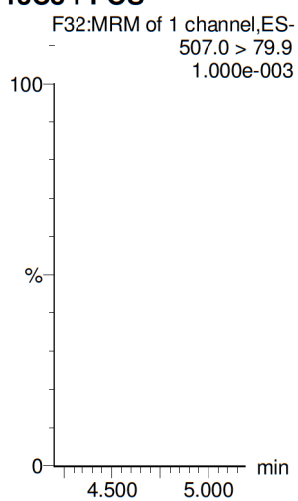

AC 12/5/17

Dataset: U:\Q4.PRO\results\171204M1\171204M1-3.qld

Last Altered: Tuesday, December 05, 2017 11:35:29 Pacific Standard Time
Printed: Tuesday, December 05, 2017 11:37:19 Pacific Standard Time

Name: 171204M1_3, Date: 04-Dec-2017, Time: 12:26:53, ID: IPA, Description: IPA

13C9-PFNA

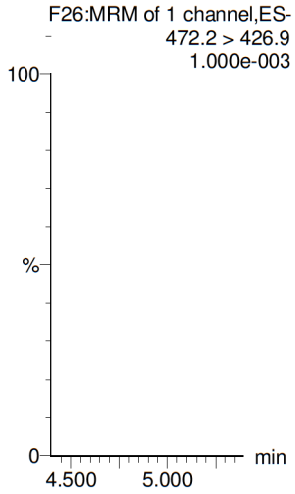

13C4-PFOS

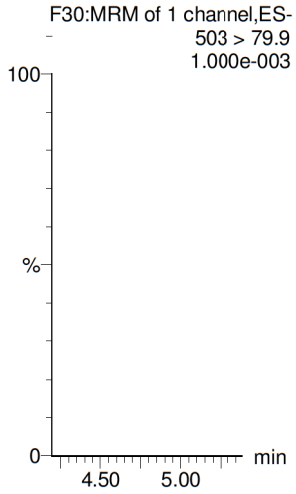

13C6-PFDA

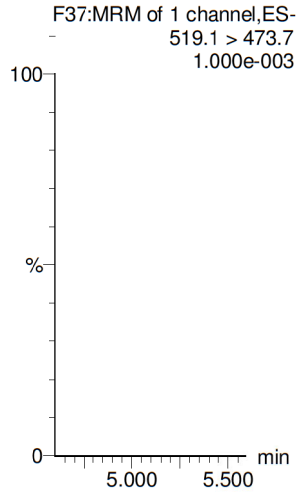

13C7-PFUdA

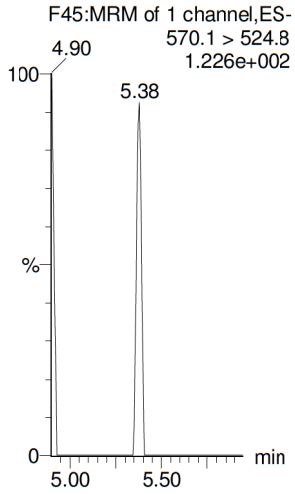

AC 12/5/17

Vista Analytical Laboratory

(A) 8:2 FTS, PFTrDA <70%; not used.

Dataset: U:\Q4.PRO\results\171204M1\171204M1-2.qld

Last Altered: Tuesday, December 05, 2017 10:26:30 Pacific Standard Time
Printed: Tuesday, December 05, 2017 10:28:15 Pacific Standard Time

AC 12/5/17
JA 12/05/2017

Method: U:\Q4.PRO\MethDB\PFAS_FULL_80C_120317.mdb 04 Dec 2017 13:50:01
Calibration: U:\Q4.PRO\CurveDB\C18_VAL-PFAS_Q4_12-3-17_FULL.cdb 04 Dec 2017 15:00:50

Name: 171204M1_2, Date: 04-Dec-2017, Time: 12:15:40, ID: ST171204M1-1, Type: PFC CS0 17K2808, Description: PFC CS0 17K2808

	#	Name	Trace	Area	IS Area	wt/vol	RRF	Pred.RT	RT	y Axis Resp.	Conc.	%Rec
1	1	PFBA	213.0 > 168.8	1.23e3	1.33e4	1.0000		1.41	1.42	1.15	1.003	100.3
2	2	PFPeA	263.1 > 218.9	1.36e3	1.59e4	1.0000		2.63	2.36	1.07	1.003	100.3
3	3	PFBS	299.0 > 79.7	3.78e2	2.02e3	1.0000		2.90	2.63	2.34	1.085	108.5
4	4	PFHxA	313.2 > 268.9	2.01e3	6.08e3	1.0000		3.40	3.13	1.65	1.050	105.0
5	5	PFHpA	363.0 > 318.9	1.53e3	1.38e4	1.0000		4.03	3.74	1.38	0.974	97.4
6	6	L-PFHxS	398.9 > 79.6	2.96e2	1.65e3	1.0000		4.19	3.89	2.24	1.048	104.8
7	8	6:2 FTS	427.1 > 407	4.21e2	5.03e3	1.0000		4.49	4.21	1.05	0.951	95.1
8	9	L-PFOA	413 > 368.7	1.93e3	1.97e4	1.0000		4.26	4.26	1.22	0.985	98.5
9	11	PFHpS	449 > 80.0	3.52e2	1.97e4	1.0000		4.65	4.37	0.223	0.956	95.6
10	12	PFNA	463.0 > 418.8	1.41e3	1.28e4	1.0000		5.00	4.69	1.37	0.944	94.4
11	13	PFOSA	498.1 > 77.8	4.29e2	4.67e3	1.0000		5.02	4.75	1.15	1.081	108.1
12	14	L-PFOS	499 > 79.9	3.87e2	4.49e3	1.0000		5.08	4.78	1.08	0.829	82.9
13	16	PFDA	513 > 468.8	1.59e3	1.48e4	1.0000		5.34	5.06	1.34	1.029	102.9
14	17	8:2 FTS	527 > 506.9	3.78e2	3.71e3	1.0000		5.35	5.04	1.27	0.618	(A) 61.8
15	18	N-MeFOSAA	570.1 > 419	7.84e2	6.39e3	1.0000		5.49	5.21	1.53	1.025	102.5
16	19	N-EtFOSAA	584.2 > 419	6.01e2	6.75e3	1.0000		5.64	5.36	1.11	0.984	98.4
17	20	PFUdA	563.0 > 518.9	1.89e3	1.55e4	1.0000		5.66	5.38	1.52	1.250	125.0
18	21	PFDS	598.8 > 80	4.29e2	1.55e4	1.0000		5.73	5.43	0.346	1.125	112.5
19	22	PFDoA	612.9 > 569.0	1.92e3	1.17e4	1.0000		5.94	5.66	2.04	0.764	76.4
20	23	N-MeFOSA	512.1 > 168.9	7.59e2	1.93e4	1.0000		5.85	5.76	5.89	5.428	108.6
21	24	PFTrDA	662.9 > 618.9	1.57e3	1.17e4	1.0000		6.18	5.91	1.67	0.684	(A) 68.4
22	25	PFTeDA	712.9 > 668.8	1.42e3	1.01e4	1.0000		6.37	6.13	1.76	1.055	105.5
23	26	N-EtFOSA	526.1 > 168.9	9.87e2	3.18e4	1.0000		6.21	6.15	4.66	4.809	96.2
24	27	PFHxDA	813.1 > 768.6	7.66e2	5.67e3	1.0000		6.66	6.45	0.676	0.917	91.7
25	28	PFODA	913.1 > 868.8	7.90e2	5.67e3	1.0000		6.87	6.67	0.697	0.874	87.4
26	29	N-MeFOSE	616.1 > 58.9	9.67e2	2.52e4	1.0000		6.30	6.30	5.76	5.598	112.0
27	30	N-EtFOSE	630.1 > 58.9	8.78e2	2.43e4	1.0000		6.42	6.45	5.42	4.474	89.5
28	31	13C3-PFBA	216.1 > 171.8	1.33e4	1.50e4	1.0000	0.876	1.41	1.42	11.1	12.723	101.8
29	32	13C3-PFPeA	266. > 221.8	1.59e4	2.21e4	1.0000	0.762	2.63	2.36	8.97	11.769	94.1
30	33	13C3-PFBS	302. > 98.8	2.02e3	2.21e4	1.0000	0.097	2.90	2.63	1.14	11.707	93.7
31	34	13C2-PFHxA	315 > 269.8	6.08e3	2.21e4	1.0000	0.747	3.40	3.13	3.43	4.594	91.9

70-130

50-150

Vista Analytical Laboratory

Dataset: U:\Q4.PRO\results\171204M1\171204M1-2.qld

Last Altered: Tuesday, December 05, 2017 10:26:30 Pacific Standard Time
Printed: Tuesday, December 05, 2017 10:28:15 Pacific Standard Time

(A) Not used.

Name: 171204M1_2, Date: 04-Dec-2017, Time: 12:15:40, ID: ST171202M1-13 PFC CS0 17K2808, Description: PFC CS0 17K2808

	#	Name	Trace	Area	IS Area	wt/vol	RRF	Pred.RT	RT	y Axis Resp.	Conc.	%Rec
32	35	13C4-PFHpA	367.2 > 321.8	1.38e4	2.21e4	1.0000	0.605	4.03	3.74	7.82	12.927	103.4
33	36	18O2-PFHxS	403.0 > 102.6	1.65e3	3.98e3	1.0000	0.408	4.17	3.89	5.19	12.721	101.8
34	37	13C2-6:2 FTS	429.1 > 408.9	5.03e3	1.40e4	1.0000	0.297	4.49	4.21	4.49	15.140	121.1
35	38	13C2-PFOA	414.9 > 369.7	1.97e4	1.40e4	1.0000	1.090	4.54	4.26	17.6	16.170	129.4
36	39	13C5-PFNA	468.2 > 422.9	1.28e4	1.95e4	1.0000	0.904	4.97	4.69	8.22	9.095	72.8
37	40	13C8-PFOSA	506.1 > 77.7	4.67e3	1.77e4	1.0000	0.358	5.02	4.75	3.31	9.243	73.9
38	41	13C8-PFOS	507.0 > 79.9	4.49e3	4.65e3	1.0000	0.977	5.05	4.77	12.1	12.358	98.9
39	42	13C2-PFDA	515.1 > 469.9	1.48e4	1.30e4	1.0000	1.410	5.34	5.06	14.2	10.071	80.6
40	43	13C2-8:2 FTS	529.1 > 508.7	3.71e3	2.21e4	1.0000	0.106	5.32	5.04	2.09	19.787	(A) 158.3
41	44	d3-N-MeFOSAA	573.3 > 419	6.39e3	1.77e4	1.0000	0.466	5.49	5.21	4.52	9.694	77.6
42	45	d5-N-EtFOSAA	589.3 > 419	6.75e3	1.77e4	1.0000	0.474	5.64	5.36	4.77	10.060	80.5
43	46	13C2-PFUdA	565 > 519.8	1.55e4	1.77e4	1.0000	1.141	5.66	5.38	11.0	9.622	77.0
44	47	13C2-PFDoA	615.0 > 569.7	1.17e4	1.77e4	1.0000	0.595	5.94	5.67	8.31	13.976	111.8
45	48	d3-N-MeFOSA	515.2 > 168.9	1.93e4	1.77e4	1.0000	0.123	5.85	5.78	13.7	111.458	74.3
46	49	13C2-PFTeDA	714.8 > 669.6	1.01e4	1.77e4	1.0000	0.604	6.37	6.12	7.13	11.820	94.6
47	50	d5-N-ETFOSA	531.1 > 168.9	3.18e4	1.77e4	1.0000	0.183	6.21	6.17	22.5	123.155	82.1
48	51	13C2-PFHxDA	815 > 769.7	5.67e3	1.77e4	1.0000	0.810	6.66	6.44	4.01	4.952	99.0
49	52	d7-N-MeFOSE	623.1 > 58.9	2.52e4	1.77e4	1.0000	0.156	6.30	6.29	17.8	114.216	76.1
50	53	d9-N-EtFOSE	639.2 > 58.8	2.43e4	1.77e4	1.0000	0.162	6.42	6.44	17.2	106.164	70.8
51	54	13C4-PFBA	217. > 171.8	1.50e4	1.50e4	1.0000	1.000	1.41	1.42	12.5	12.500	100.0
52	55	13C5-PFHxA	318 > 272.9	2.21e4	2.21e4	1.0000	1.000	3.40	3.13	12.5	12.500	100.0
53	56	13C3-PFHxS	401.9 > 79.9	3.98e3	3.98e3	1.0000	1.000	4.17	3.90	12.5	12.500	100.0
54	57	13C8-PFOA	421.3 > 376	1.40e4	1.40e4	1.0000	1.000	4.54	4.26	12.5	12.500	100.0
55	58	13C9-PFNA	472.2 > 426.9	1.95e4	1.95e4	1.0000	1.000	4.97	4.69	12.5	12.500	100.0
56	59	13C4-PFOS	503 > 79.9	4.65e3	4.65e3	1.0000	1.000	5.05	4.78	12.5	12.500	100.0
57	60	13C6-PFDA	519.1 > 473.7	1.30e4	1.30e4	1.0000	1.000	5.34	5.07	12.5	12.500	100.0
58	61	13C7-PFUdA	570.1 > 524.8	1.77e4	1.77e4	1.0000	1.000	5.66	5.38	12.5	12.500	100.0

50-150

Vista Analytical Laboratory

Dataset: Untitled

Last Altered: Tuesday, December 05, 2017 11:02:54 Pacific Standard Time
Printed: Tuesday, December 05, 2017 11:10:19 Pacific Standard Time

Method: U:\Q4.PRO\MethDB\PFAS_FULL_80C_120317.mdb 04 Dec 2017 13:50:01
Calibration: U:\Q4.PRO\CurveDB\C18_VAL-PFAS_Q4_12-3-17_FULL.cdb 04 Dec 2017 15:00:50

Compound name: PFBA

	Name	ID	Acq.Date	Acq.Time
1	171204M1_1	IPA 4 AC 12/5/17	04-Dec-17	12:04:17
2	171204M1_2	ST171204M1-1 PFC CS0 17K2808	04-Dec-17	12:15:40
3	171204M1_3	IPA	04-Dec-17	12:26:53
4	171204M1_4	1701675-04RE1 RICHM-01-SB02-8-10 1.29	04-Dec-17	12:38:01
5	171204M1_5	1701662-04@20X TRUAX-01-TW01-110817 ...	04-Dec-17	12:49:12
6	171204M1_6	1701662-05@10X TRUAX-03-TW03-110817 ...	04-Dec-17	13:00:23
7	171204M1_7	IPA 4 AC 12/5/17	04-Dec-17	13:11:33
8	171204M1_8	ST171204M1-2 PFC CS3 17K2810	04-Dec-17	13:22:44
9	171204M1_9	IPA	04-Dec-17	14:49:05
10	171204M1_10	B7K0151-BS1 OPR 0.125	04-Dec-17	15:00:23
11	171204M1_11	B7K0175-BS1 OPR 0.125	04-Dec-17	15:11:34
12	171204M1_12	IPA	04-Dec-17	15:22:44
13	171204M1_13	B7K0151-BLK1 Method Blank 0.125	04-Dec-17	15:33:55
14	171204M1_14	B7K0175-BLK1 Method Blank 0.125	04-Dec-17	15:45:06
15	171204M1_15	B7K0151-MS1 Matrix Spike 0.125	04-Dec-17	15:56:16
16	171204M1_16	B7K0151-MSD1 Matrix Spike Dup 0.125	04-Dec-17	16:07:28
17	171204M1_17	B7K0151-MS2 Matrix Spike 0.125	04-Dec-17	16:18:38
18	171204M1_18	B7K0151-MSD2 Matrix Spike Dup 0.125	04-Dec-17	16:29:49
19	171204M1_19	B7K0175-MS1 Matrix Spike 0.12418	04-Dec-17	16:41:00
20	171204M1_20	B7K0175-MSD1 Matrix Spike Dup 0.11863	04-Dec-17	16:52:10
21	171204M1_21	1701740-01 OF-RW08-INF01-1117 0.125	04-Dec-17	17:03:21
22	171204M1_22	1701740-02 OF-RW08-MID01-1117 0.125	04-Dec-17	17:14:32
23	171204M1_23	1701740-03 OF-RW08-EFF01-1117 0.125	04-Dec-17	17:25:43
24	171204M1_24	1701740-04 OF-RW08-FB01-1117 0.125	04-Dec-17	17:36:53
25	171204M1_25	1701740-05 OF-RW44-INF01-1117 0.125	04-Dec-17	17:48:04
26	171204M1_26	1701740-06 OF-RW44-MID01-1117 0.125	04-Dec-17	17:59:14
27	171204M1_27	1701740-07 OF-RW44-EFF01-1117 0.125	04-Dec-17	18:10:25
28	171204M1_28	1701740-08 OF-RW44-FB01-1117 0.125	04-Dec-17	18:21:36
29	171204M1_29	1701754-01 STWRT-EB-005-KD-111617 0.125	04-Dec-17	18:32:47
30	171204M1_30	1701763-01 GENBM-CB18A-MW-203-111817...	04-Dec-17	18:43:57
31	171204M1_31	IPA	04-Dec-17	18:55:08

Dataset: Untitled

Last Altered: Tuesday, December 05, 2017 11:02:54 Pacific Standard Time
Printed: Tuesday, December 05, 2017 11:10:19 Pacific Standard Time

Compound name: PFBA

	Name	ID	Acq.Date	Acq.Time
32	171204M1_32	ST171204M1-3 PFC CS3 17K2810	04-Dec-17	19:06:19
33	171204M1_33	IPA	04-Dec-17	19:17:30
34	171204M1_34	1701763-02 GENBM-12-TW12-111717 0.125	04-Dec-17	19:28:40
35	171204M1_35	1701763-03 GENBM-11SW01-111617 0.125	04-Dec-17	19:39:50
36	171204M1_36	1701763-04 GENBM-11-TW11C-111717 0.125	04-Dec-17	19:51:01
37	171204M1_37	1701763-05 GENBM-02-CB18B-MW-203-111...	04-Dec-17	20:02:12
38	171204M1_38	1701763-06 GENBM-06-TW06B-111717 0.125	04-Dec-17	20:13:23
39	171204M1_39	1701763-07 GENBM-11-TW11B-111717 0.125	04-Dec-17	20:24:33
40	171204M1_40	1701763-08 GENBM-MW-115-111817 0.125	04-Dec-17	20:35:44
41	171204M1_41	1701763-09 GENBM-CB018A-MW-201-11181...	04-Dec-17	20:46:55
42	171204M1_42	1701763-10 GENBM-05-TW05-111817 0.125	04-Dec-17	20:58:06
43	171204M1_43	1701725-01 GENBM-RW010-MW-207-111617..	04-Dec-17	21:09:16
44	171204M1_44	IPA	04-Dec-17	21:20:27
45	171204M1_45	ST171204M1-4 PFC CS0 17K2808	04-Dec-17	21:31:38
46	171204M1_46	IPA	04-Dec-17	21:42:49
47	171204M1_47	1701725-02 GENBM-11SW04-111617 0.10673	04-Dec-17	21:53:59
48	171204M1_48	1701725-03 GENBM-RW010-MW-208-111617..	04-Dec-17	22:05:10
49	171204M1_49	1701725-04 GENBM-18-TW18B-111617 0.12...	04-Dec-17	22:16:20
50	171204M1_50	1701725-05 GENBM-11SW02-111617 0.12276	04-Dec-17	22:27:32
51	171204M1_51	1701725-06 GENBM-GW-DUP2-111617 0.125...	04-Dec-17	22:38:42
52	171204M1_52	1701725-07 GENBM-07-TW07-111617 0.12011	04-Dec-17	22:49:53
53	171204M1_53	1701725-08 GENBM-11SW03-111617 0.12114	04-Dec-17	23:01:03
54	171204M1_54	1701725-09 GENBM-RW010-MW-202-111617..	04-Dec-17	23:12:14
55	171204M1_55	1701725-10 GENBM-11-MW114-111517 0.117..	04-Dec-17	23:23:25
56	171204M1_56	1701725-11 GENBM-BB01-TWBB01-111417 ...	04-Dec-17	23:34:36
57	171204M1_57	IPA	04-Dec-17	23:45:46
58	171204M1_58	ST171204M1-5 PFC CS3 17K2810	04-Dec-17	23:56:57
59	171204M1_59	IPA	05-Dec-17	00:08:08
60	171204M1_60	1701725-12 GENBM-GW-DUP1-111517 0.123..	05-Dec-17	00:19:27
61	171204M1_61	1701725-13 GENBM-08-TW08-111617 0.11519	05-Dec-17	00:30:49
62	171204M1_62	1701725-14 GENBM-02-MW102-111517 0.11...	05-Dec-17	00:42:04
63	171204M1_63	1701725-15 GENBM-04-TW04-111517 0.1187	05-Dec-17	00:53:15
64	171204M1_64	1701773-01 SB-4 0.12352	05-Dec-17	01:04:26
65	171204M1_65	1701773-02 SB-13 0.11374	05-Dec-17	01:15:37

Vista Analytical Laboratory

Dataset: Untitled

Last Altered: Tuesday, December 05, 2017 11:02:54 Pacific Standard Time
Printed: Tuesday, December 05, 2017 11:10:19 Pacific Standard Time

Compound name: PFBA

	Name	ID	Acq.Date	Acq.Time
66	171204M1_66	IPA	05-Dec-17	01:26:47
67	171204M1_67	ST171204M1-6 PFC CS3 17K2810	05-Dec-17	01:37:58
68	171204M1_68	IPA	05-Dec-17	01:49:09

LC Calibration Standards Review Checklist Q4

		ION Ratio	Concentration	C-Cals Name	Sign Date	Correct I-Cal	Manual Integrations	N/A
Calibration ID: ~~ST71204M1-~~ AC 12/5/17 ST71204M1-1	(L) M H	NA	☑ (A) (D)	☑	☑	☑	☑	☐
Calibration ID: -2	L (M) H	☐	☑ ~~(D)~~ AC 12/5/17	☑	☑	☑	☑	☐
Calibration ID: -3	L (M) H	☐	☑	☑	☑	☑	☑	☐
Calibration ID: -4	(L) M H	☐	☑ (B)	☑	☑	☑	☑	☐
Calibration ID: -5	L (M) H	☐	☑ (C)	☑	☑	☑	☑	☐
Calibration ID: -6	L (M) H	☑	☑	☑	☑	☑	☑	☑
Calibration ID:	L M H	☐	☐	☐	☐	☐	☐	☐
Calibration ID:	L M H	☐	☐	☐	☐	☐	☐	☐
Calibration ID:	L M H	☐	☐	☐	☐	☐	☐	☐
Calibration ID:	L M H	☐	☐	☐	☐	☐	☐	☐

Full Mass Cal. Date: 11/14/17

Run Log Present: ☑

# of Samples per Sequence Checked: ☑

Reviewed By: JA - 12/05/2017
Initials/Date

Comments:
(A) 8:2 FTS, PFTrDA <70%.; not used
(B) PFUdA, PFDS <70%.; not used.
(C) N-MeFOSAA, PFTeDA >130%.
(D) BC - 8:2 FTS not used.

Vista Analytical Laboratory

Dataset: U:\Q4.PRO\results\171204M1\171204M1-2.qld

Last Altered: Tuesday, December 05, 2017 10:26:30 Pacific Standard Time
Printed: Tuesday, December 05, 2017 10:28:15 Pacific Standard Time

Method: U:\Q4.PRO\MethDB\PFAS_FULL_80C_120317.mdb 04 Dec 2017 13:50:01
Calibration: U:\Q4.PRO\CurveDB\C18_VAL-PFAS_Q4_12-3-17_FULL.cdb 04 Dec 2017 15:00:50

Name: 171204M1_2, Date: 04-Dec-2017, Time: 12:15:40, ID: ST171202M1-13 PFC CS0 17K2808, Description: PFC CS0 17K2808

PFBA

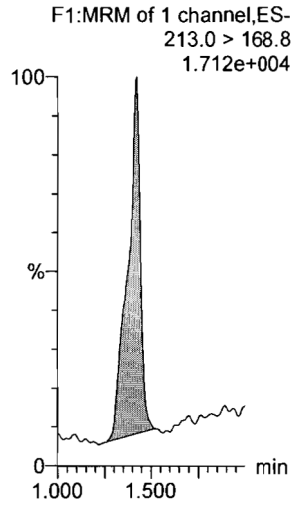

PFPeA

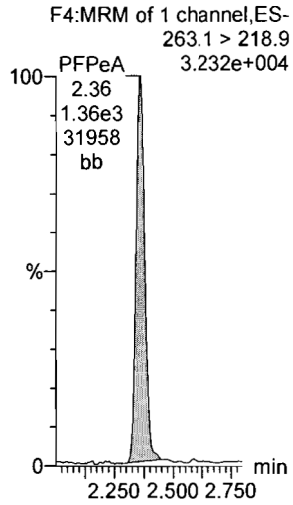

PFBS

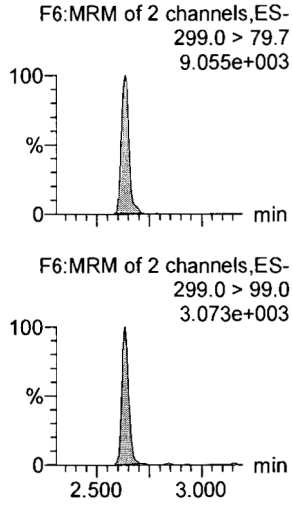

PFHxA

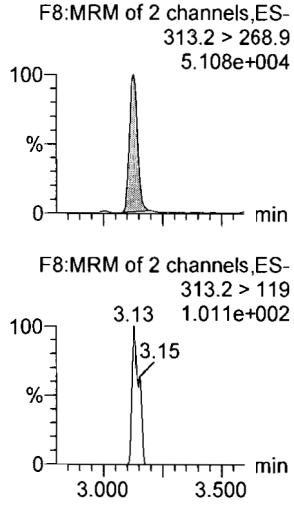

PFHpA

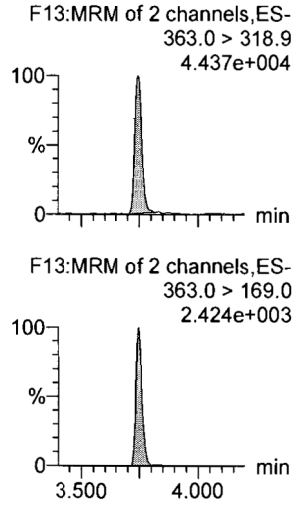

L-PFHxS

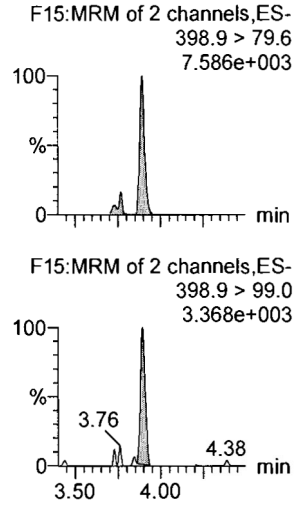

13C3-PFBA

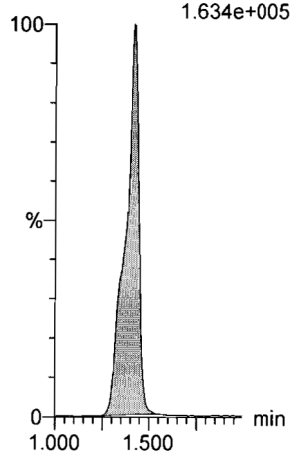

13C3-PFPeA

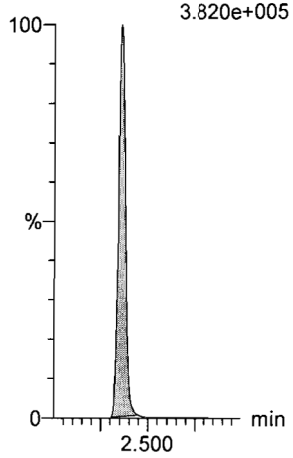

13C3-PFBS

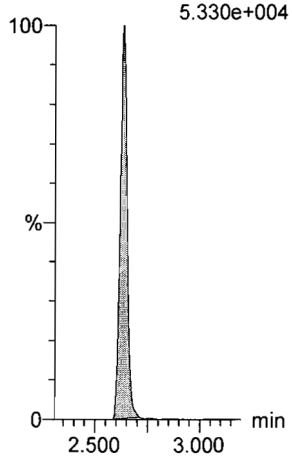

13C2-PFHxA

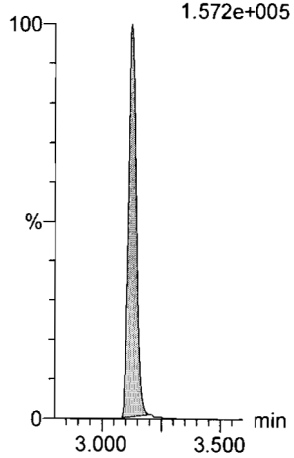

13C4-PFHpA

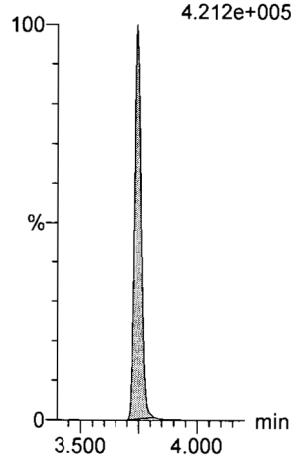

18O2-PFHxS

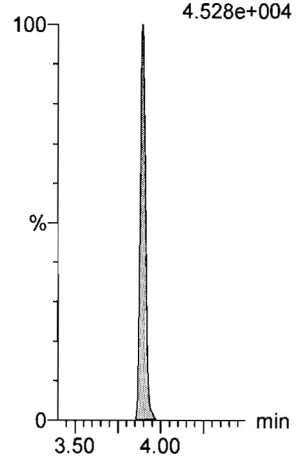

Vista Analytical Laboratory

Dataset: U:\Q4.PRO\results\171204M1\171204M1-2.qld

Last Altered: Tuesday, December 05, 2017 10:26:30 Pacific Standard Time
Printed: Tuesday, December 05, 2017 10:28:15 Pacific Standard Time

Name: 171204M1_2, Date: 04-Dec-2017, Time: 12:15:40, ID: ST171202M1-13 PFC CS0 17K2808, Description: PFC CS0 17K2808

6:2 FTS

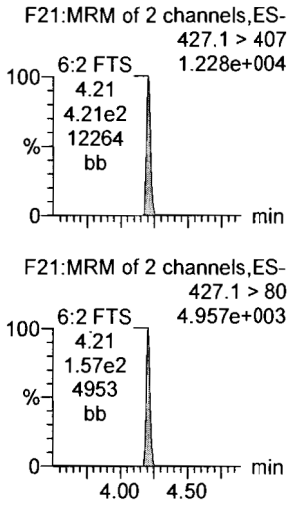

L-PFOA

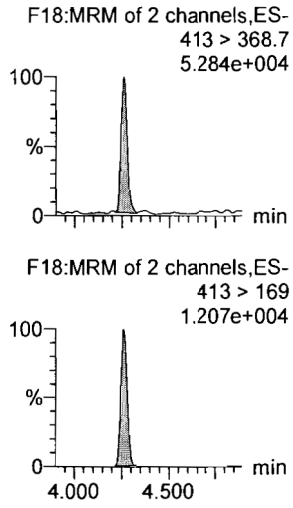

PFHpS

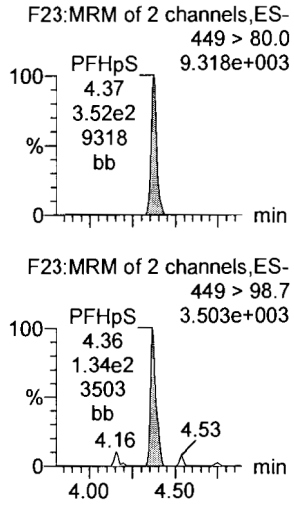

PFNA

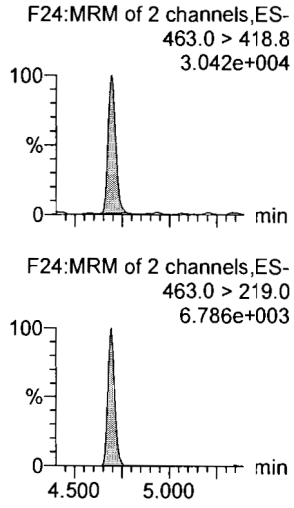

PFOSA

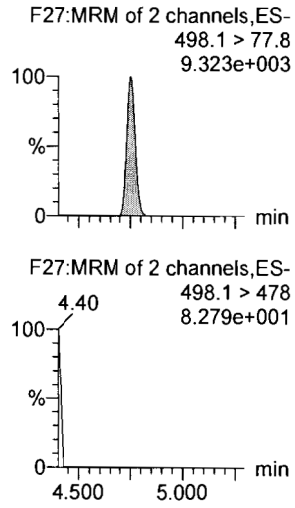

L-PFOS

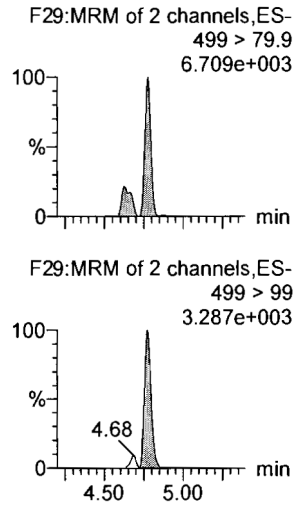

13C2-6:2 FTS

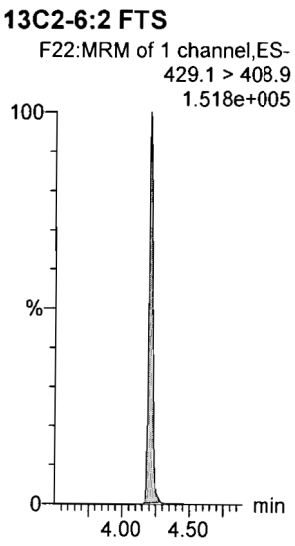

13C2-PFOA

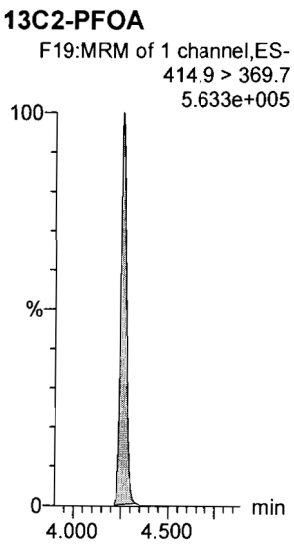

13C2-PFOA

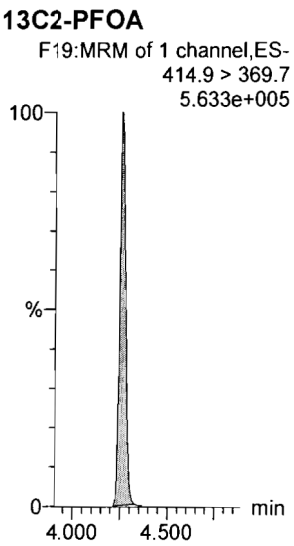

13C5-PFNA

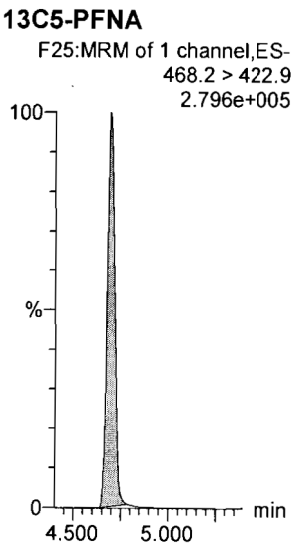

13C8-PFOSA

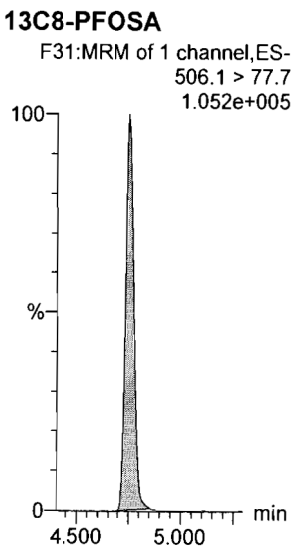

13C8-PFOS

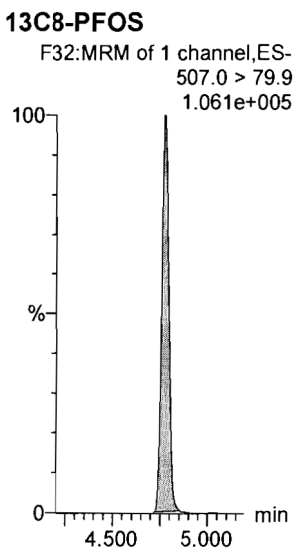

Dataset: U:\Q4.PRO\results\171204M1\171204M1-2.qld

Last Altered: Tuesday, December 05, 2017 10:26:30 Pacific Standard Time
Printed: Tuesday, December 05, 2017 10:28:15 Pacific Standard Time

Name: 171204M1_2, Date: 04-Dec-2017, Time: 12:15:40, ID: ST171202M1-13 PFC CS0 17K2808, Description: PFC CS0 17K2808

PFDA

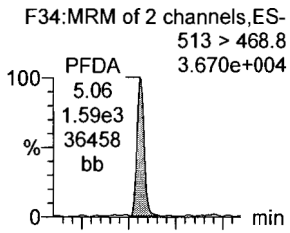

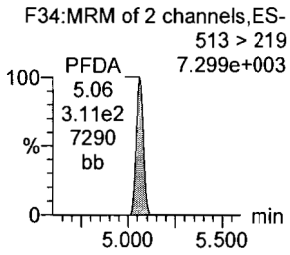

8:2 FTS

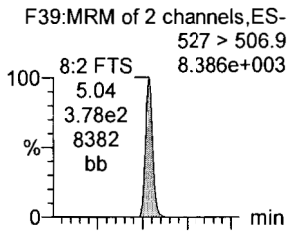

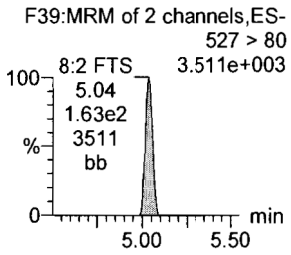

N-MeFOSAA

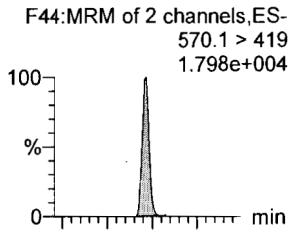

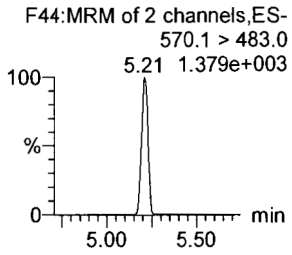

N-EtFOSAA

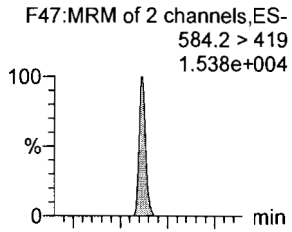

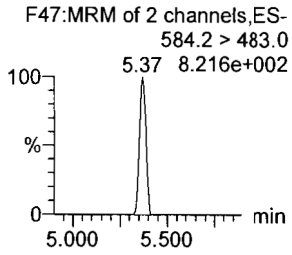

PFUdA

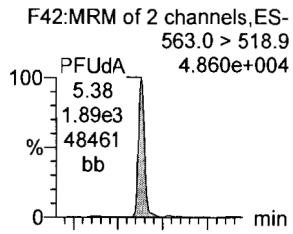

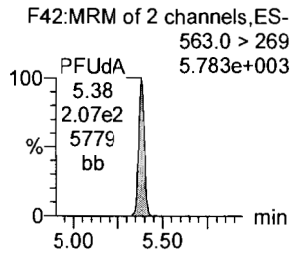

PFDS

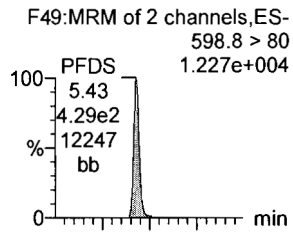

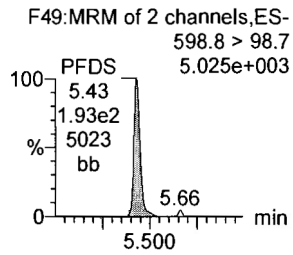

13C2-PFDA

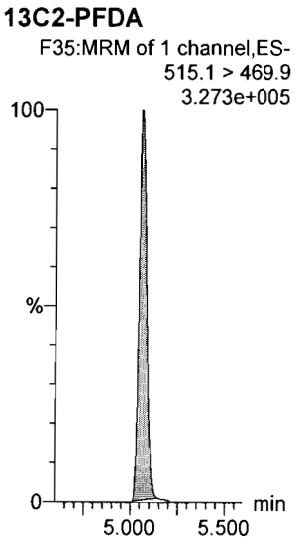

13C2-8:2 FTS

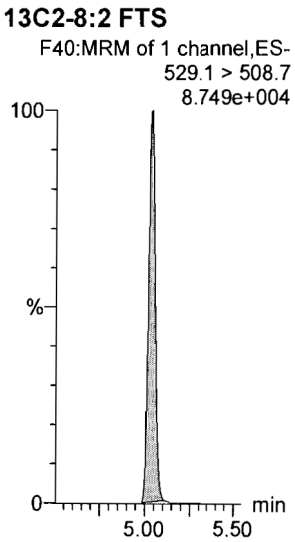

d3-N-MeFOSAA

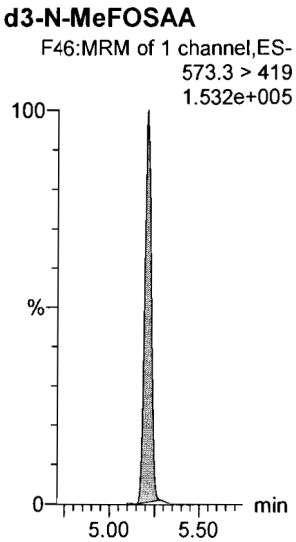

d5-N-EtFOSAA

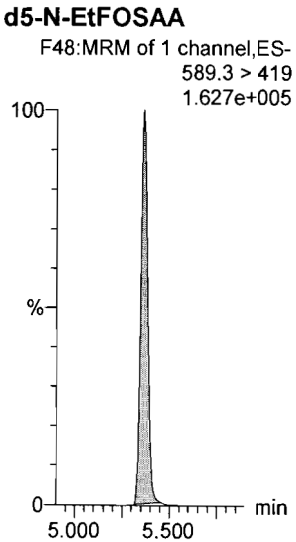

13C2-PFUdA

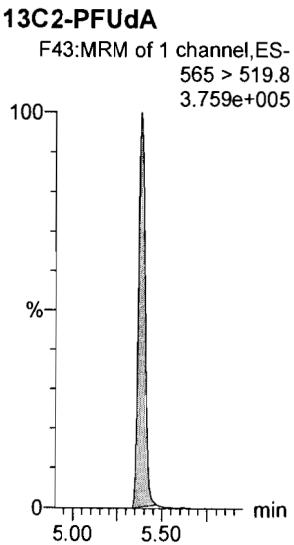

13C2-PFUdA

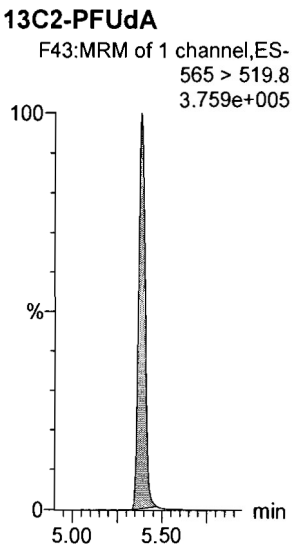

Vista Analytical Laboratory

Dataset: U:\Q4.PRO\results\171204M1\171204M1-2.qld

Last Altered: Tuesday, December 05, 2017 10:26:30 Pacific Standard Time
Printed: Tuesday, December 05, 2017 10:28:15 Pacific Standard Time

Name: 171204M1_2, Date: 04-Dec-2017, Time: 12:15:40, ID: ST171202M1-13 PFC CS0 17K2808, Description: PFC CS0 17K2808

PFDoA

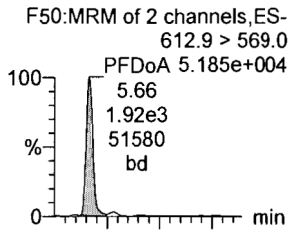

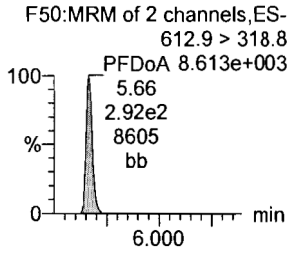

N-MeFOSA

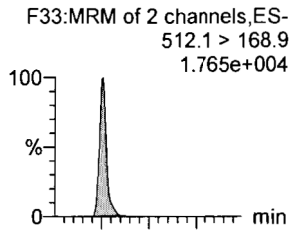

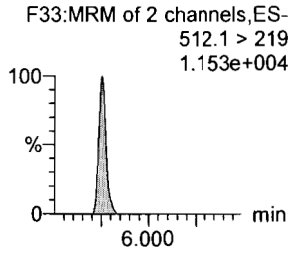

PFTrDA

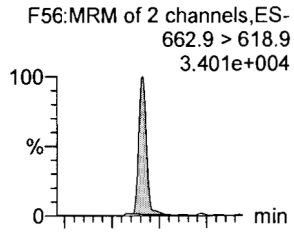

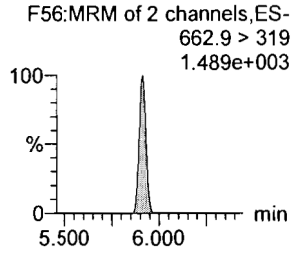

PFTeDA

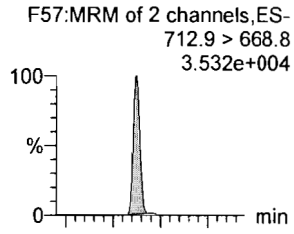

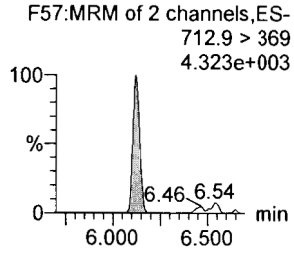

N-EtFOSA

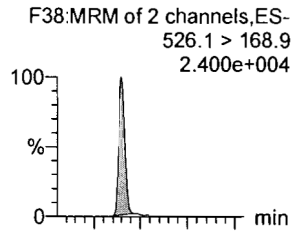

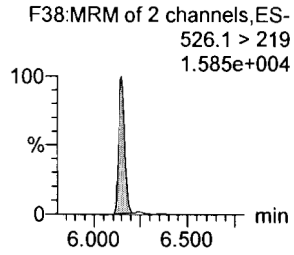

PFHxDA

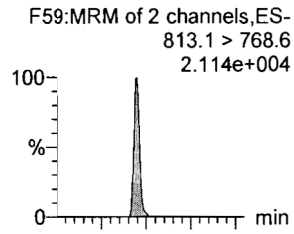

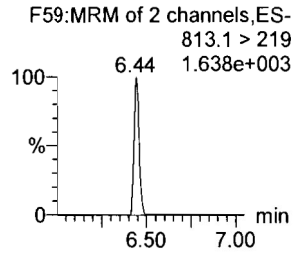

13C2-PFDoA

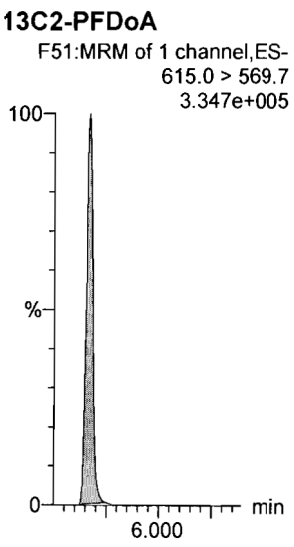

d3-N-MeFOSA

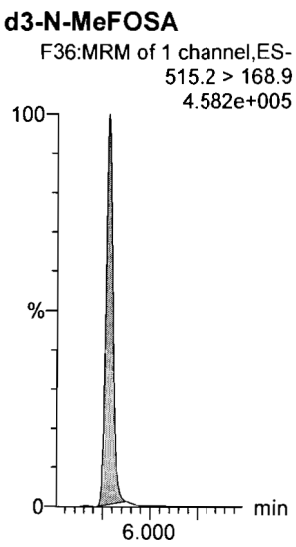

13C2-PFTeDA

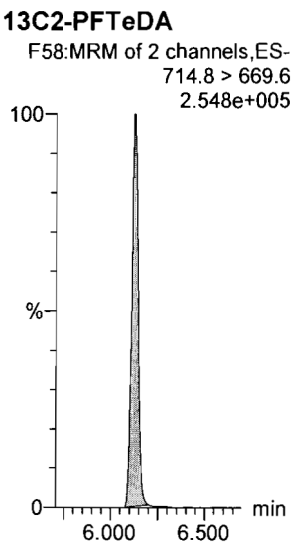

13C2-PFTeDA

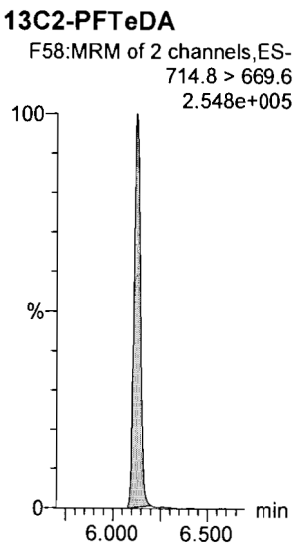

d5-N-ETFOSA



13C2-PFHxDA

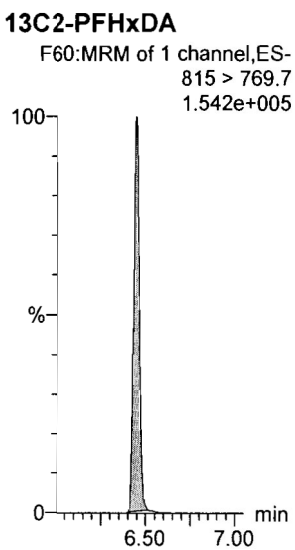

Dataset: U:\Q4.PRO\results\171204M1\171204M1-2.qld

Last Altered: Tuesday, December 05, 2017 10:26:30 Pacific Standard Time
Printed: Tuesday, December 05, 2017 10:28:15 Pacific Standard Time

Name: 171204M1_2, Date: 04-Dec-2017, Time: 12:15:40, ID: ST171202M1-13 PFC CS0 17K2808, Description: PFC CS0 17K2808

PFODA
F61:MRM of 1 channel,ES-
913.1 > 868.8
2.516e+004

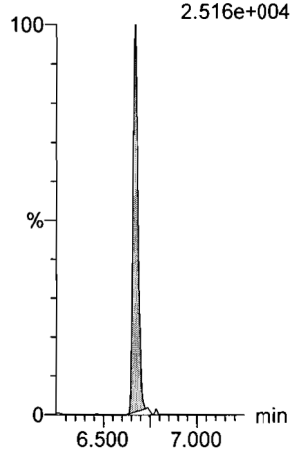

N-MeFOSE
F52:MRM of 1 channel,ES-
616.1 > 58.9
2.358e+004

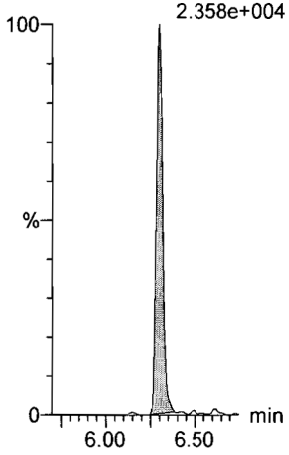

N-EtFOSE
F54:MRM of 1 channel,ES-
630.1 > 58.9
2.201e+004

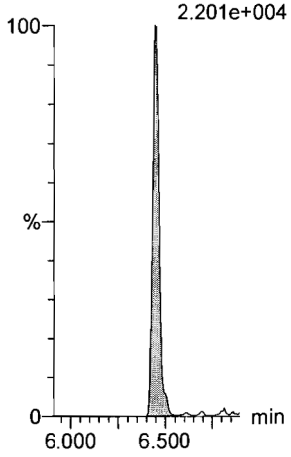

13C4-PFBA
F3:MRM of 1 channel,ES-
217. > 171.8
1.854e+005

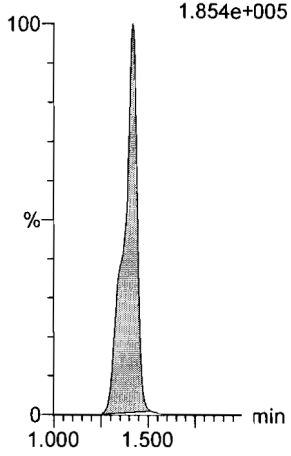

13C5-PFHxA
F10:MRM of 1 channel,ES-
318 > 272.9
5.757e+005

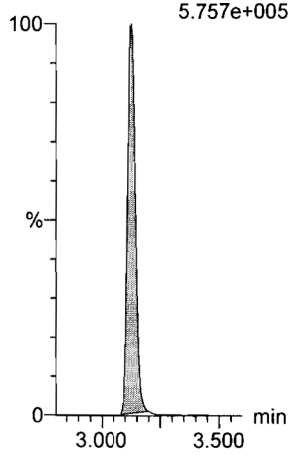

TCDA
F28:MRM of 3 channels,ES-
498.3 > 106.9
1.000e-003

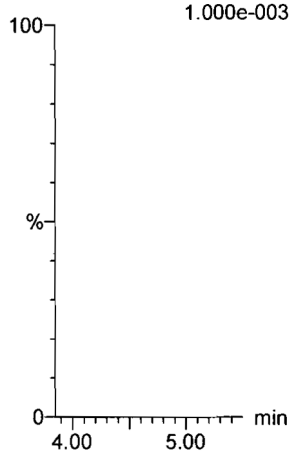

13C2-PFHxDA
F60:MRM of 1 channel,ES-
815 > 769.7
1.542e+005

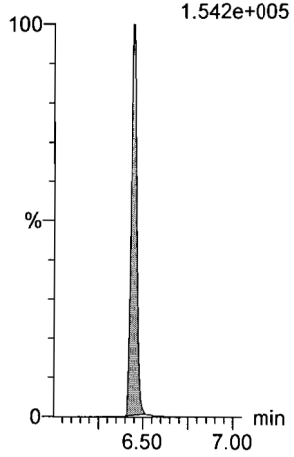

d7-N-MeFOSE
F53:MRM of 1 channel,ES-
623.1 > 58.9
6.076e+005

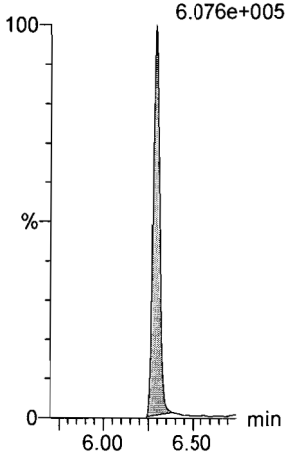

d9-N-EtFOSE
F55:MRM of 1 channel,ES-
639.2 > 58.8
6.258e+005

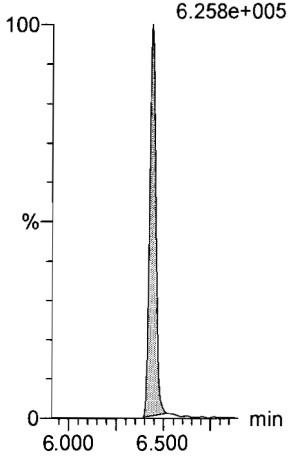

13C3-PFHxS
F16:MRM of 1 channel,ES-
401.9 > 79.9
1.101e+005

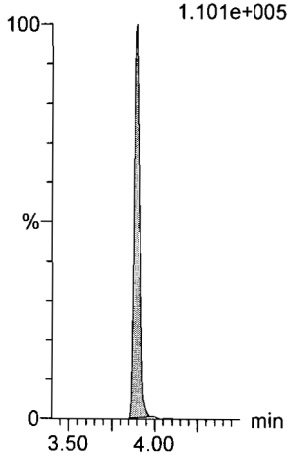

13C8-PFOA
F20:MRM of 1 channel,ES-
421.3 > 376
3.857e+005

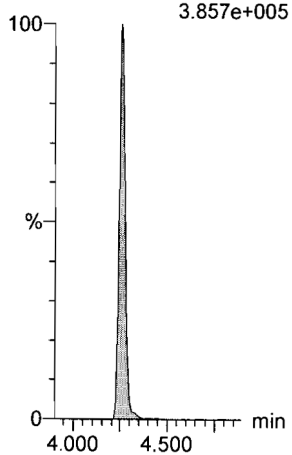

13C8-PFOS
F32:MRM of 1 channel,ES-
507.0 > 79.9
1.061e+005

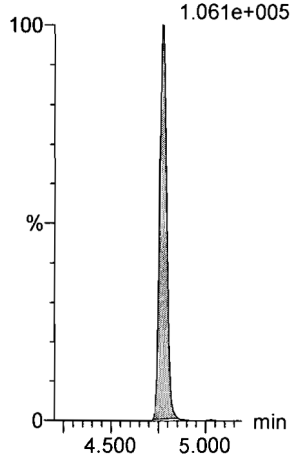

Dataset: U:\Q4.PRO\results\171204M1\171204M1-2.qld

Last Altered: Tuesday, December 05, 2017 10:26:30 Pacific Standard Time
Printed: Tuesday, December 05, 2017 10:28:15 Pacific Standard Time

Name: 171204M1_2, Date: 04-Dec-2017, Time: 12:15:40, ID: ST171202M1-13 PFC CS0 17K2808, Description: PFC CS0 17K2808

13C9-PFNA

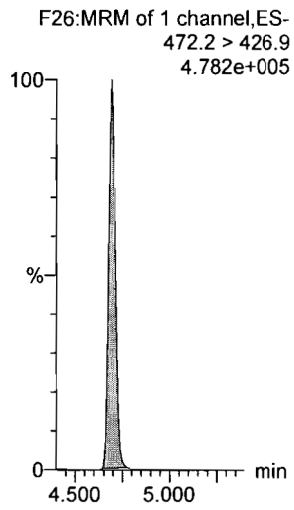

13C4-PFOS

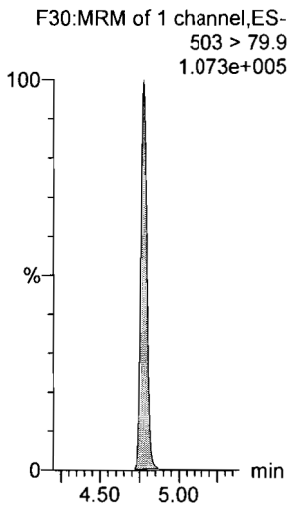

13C6-PFDA

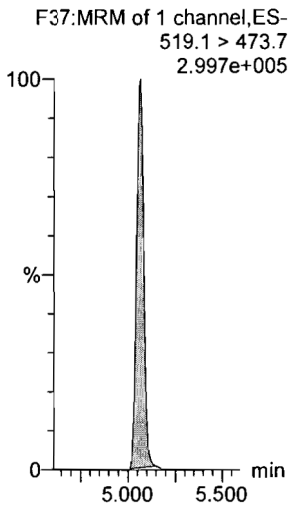

13C7-PFUdA

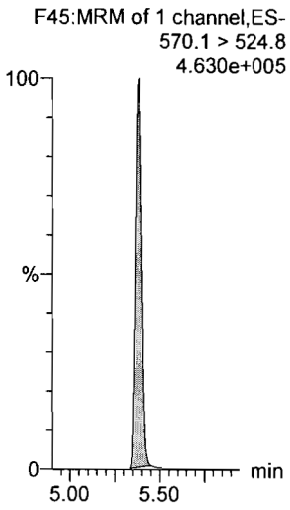

Vista Analytical Laboratory

Dataset: U:\Q4.PRO\results\171204M1\171204M1-8.qld

Last Altered: Tuesday, December 05, 2017 10:30:41 Pacific Standard Time
Printed: Tuesday, December 05, 2017 10:31:01 Pacific Standard Time

AC 12/5/17

JA 12/05/2017

Method: U:\Q4.PRO\MethDB\PFAS_FULL_80C_120317.mdb 04 Dec 2017 13:50:01
Calibration: U:\Q4.PRO\CurveDB\C18_VAL-PFAS_Q4_12-3-17_FULL.cdb 04 Dec 2017 15:00:50

Name: 171204M1_8, Date: 04-Dec-2017, Time: 13:22:44, ID: ST171204M1-4 PFC CS3 17K2810, Description: PFC CS3 17K2810

	#	Name	Trace	Area	IS Area	wt/vol	RRF	Pred.RT	RT	y Axis Resp.	Conc.	%Rec
1	1	PFBA	213.0 > 168.8	1.31e4	1.36e4	1.0000		1.41	1.42	12.0	10.400	104.0
2	2	PFPeA	263.1 > 218.9	1.48e4	1.75e4	1.0000		2.63	2.37	10.6	10.064	100.6
3	3	PFBS	299.0 > 79.7	3.56e3	2.25e3	1.0000		2.90	2.64	19.8	9.088	90.9
4	4	PFHxA	313.2 > 268.9	2.08e4	7.05e3	1.0000		3.40	3.13	14.7	10.055	100.5
5	5	PFHpA	363.0 > 318.9	1.55e4	1.38e4	1.0000		4.03	3.75	14.0	10.433	104.3
6	6	L-PFHxS	398.9 > 79.6	3.43e3	1.86e3	1.0000		4.19	3.89	23.0	10.849	108.5
7	8	6:2 FTS	427.1 > 407	3.79e3	4.62e3	1.0000		4.49	4.21	10.3	10.013	100.1
8	9	L-PFOA	413 > 368.7	1.45e4	1.95e4	1.0000		4.26	4.26	9.30	9.123	91.2
9	11	PFHpS	449 > 80.0	3.56e3	1.95e4	1.0000		4.65	4.37	2.28	8.944	89.4
10	12	PFNA	463.0 > 418.8	1.98e4	1.56e4	1.0000		5.00	4.70	15.9	11.426	114.3
11	13	PFOSA	498.1 > 77.8	3.58e3	5.15e3	1.0000		5.02	4.76	8.70	8.888	88.9
12	14	L-PFOS	499 > 79.9	4.42e3	5.12e3	1.0000		5.08	4.77	10.8	10.773	107.7
13	16	PFDA	513 > 468.8	1.85e4	2.08e4	1.0000		5.34	5.06	11.1	8.444	84.4
14	17	8:2 FTS	527 > 506.9	3.82e3	2.57e3	1.0000		5.35	5.04	18.6	8.323	83.2
15	18	N-MeFOSAA	570.1 > 419	1.05e4	7.72e3	1.0000		5.49	5.21	17.0	10.393	103.9
16	19	N-EtFOSAA	584.2 > 419	6.98e3	7.04e3	1.0000		5.64	5.37	12.4	10.517	105.2
17	20	PFUdA	563.0 > 518.9	1.40e4	1.86e4	1.0000		5.66	5.39	9.42	8.132	81.3
18	21	PFDS	598.8 > 80	4.20e3	1.86e4	1.0000		5.73	5.43	2.82	8.371	83.7
19	22	PFDoA	612.9 > 569.0	1.85e4	1.08e4	1.0000		5.94	5.67	21.5	7.822	78.2
20	23	N-MeFOSA	512.1 > 168.9	8.01e3	2.05e4	1.0000		5.85	5.76	58.6	58.231	116.5
21	24	PFTrDA	662.9 > 618.9	2.05e4	1.08e4	1.0000		6.18	5.91	23.7	9.572	95.7
22	25	PFTeDA	712.9 > 668.8	1.29e4	9.36e3	1.0000		6.37	6.12	17.3	11.854	118.5
23	26	N-EtFOSA	526.1 > 168.9	1.05e4	3.30e4	1.0000		6.21	6.15	47.9	50.184	100.4
24	27	PFHxDA	813.1 > 768.6	6.52e3	4.59e3	1.0000		6.66	6.45	7.11	10.952	109.5
25	28	PFODA	913.1 > 868.8	7.75e3	4.59e3	1.0000		6.87	6.67	8.45	10.534	105.3
26	29	N-MeFOSE	616.1 > 58.9	9.22e3	2.75e4	1.0000		6.30	6.30	50.3	49.005	98.0
27	30	N-EtFOSE	630.1 > 58.9	1.02e4	3.01e4	1.0000		6.42	6.45	50.8	37.876	75.8
28	31	13C3-PFBA	216.1 > 171.8	1.36e4	1.60e4	1.0000	0.876	1.41	1.42	10.7	12.168	97.3
29	32	13C3-PFPeA	266. > 221.8	1.75e4	2.28e4	1.0000	0.762	2.63	2.37	9.60	12.605	100.8
30	33	13C3-PFBS	302. > 98.8	2.25e3	2.28e4	1.0000	0.097	2.90	2.64	1.23	12.656	101.2
31	34	13C2-PFHxA	315 > 269.8	7.05e3	2.28e4	1.0000	0.747	3.40	3.13	3.86	5.176	103.5

70-130

50-150

Vista Analytical Laboratory

Dataset: U:\Q4.PRO\results\171204M1\171204M1-8.qld

Last Altered: Tuesday, December 05, 2017 10:30:41 Pacific Standard Time
Printed: Tuesday, December 05, 2017 10:31:01 Pacific Standard Time

Name: 171204M1_8, Date: 04-Dec-2017, Time: 13:22:44, ID: ST171202M1-12 PFC CS3 17K2810, Description: PFC CS3 17K2810

	#	Name	Trace	Area	IS Area	wt/vol	RRF	Pred.RT	RT	y Axis Resp.	Conc.	%Rec
32	35	13C4-PFHpA	367.2 > 321.8	1.38e4	2.28e4	1.0000	0.605	4.03	3.75	7.57	12.511	100.1
33	36	18O2-PFHxS	403.0 > 102.6	1.86e3	4.47e3	1.0000	0.408	4.17	3.90	5.22	12.781	102.2
34	37	13C2-6:2 FTS	429.1 > 408.9	4.62e3	1.71e4	1.0000	0.297	4.49	4.21	3.37	11.365	90.9
35	38	13C2-PFOA	414.9 > 369.7	1.95e4	1.71e4	1.0000	1.090	4.54	4.26	14.2	13.055	104.4
36	39	13C5-PFNA	468.2 > 422.9	1.56e4	1.69e4	1.0000	0.904	4.97	4.69	11.5	12.734	101.9
37	40	13C8-PFOSA	506.1 > 77.7	5.15e3	1.63e4	1.0000	0.358	5.02	4.76	3.95	11.047	88.4
38	41	13C8-PFOS	507.0 > 79.9	5.12e3	5.49e3	1.0000	0.977	5.05	4.78	11.6	11.922	95.4
39	42	13C2-PFDA	515.1 > 469.9	2.08e4	1.41e4	1.0000	1.410	5.34	5.06	18.5	13.096	104.8
40	43	13C2-8:2 FTS	529.1 > 508.7	2.57e3	2.28e4	1.0000	0.106	5.32	5.04	1.41	13.295	106.4
41	44	d3-N-MeFOSAA	573.3 > 419	7.72e3	1.63e4	1.0000	0.466	5.49	5.21	5.92	12.707	101.7
42	45	d5-N-EtFOSAA	589.3 > 419	7.04e3	1.63e4	1.0000	0.474	5.64	5.36	5.41	11.393	91.1
43	46	13C2-PFUdA	565 > 519.8	1.86e4	1.63e4	1.0000	1.141	5.66	5.38	14.3	12.496	100.0
44	47	13C2-PFDoA	615.0 > 569.7	1.08e4	1.63e4	1.0000	0.595	5.94	5.66	8.29	13.937	111.5
45	48	d3-N-MeFOSA	515.2 > 168.9	2.05e4	1.63e4	1.0000	0.123	5.85	5.78	15.7	128.105	85.4
46	49	13C2-PFTeDA	714.8 > 669.6	9.36e3	1.63e4	1.0000	0.604	6.37	6.12	7.19	11.904	95.2
47	50	d5-N-ETFOSA	531.1 > 168.9	3.30e4	1.63e4	1.0000	0.183	6.21	6.16	25.3	138.620	92.4
48	51	13C2-PFHxDA	815 > 769.7	4.59e3	1.63e4	1.0000	0.810	6.66	6.45	3.52	4.345	86.9
49	52	d7-N-MeFOSE	623.1 > 58.9	2.75e4	1.63e4	1.0000	0.156	6.30	6.29	21.1	135.253	90.2
50	53	d9-N-EtFOSE	639.2 > 58.8	3.01e4	1.63e4	1.0000	0.162	6.42	6.44	23.1	142.717	95.1
51	54	13C4-PFBA	217. > 171.8	1.60e4	1.60e4	1.0000	1.000	1.41	1.42	12.5	12.500	100.0
52	55	13C5-PFHxA	318 > 272.9	2.28e4	2.28e4	1.0000	1.000	3.40	3.13	12.5	12.500	100.0
53	56	13C3-PFHxS	401.9 > 79.9	4.47e3	4.47e3	1.0000	1.000	4.17	3.89	12.5	12.500	100.0
54	57	13C8-PFOA	421.3 > 376	1.71e4	1.71e4	1.0000	1.000	4.54	4.26	12.5	12.500	100.0
55	58	13C9-PFNA	472.2 > 426.9	1.69e4	1.69e4	1.0000	1.000	4.97	4.69	12.5	12.500	100.0
56	59	13C4-PFOS	503 > 79.9	5.49e3	5.49e3	1.0000	1.000	5.05	4.77	12.5	12.500	100.0
57	60	13C6-PFDA	519.1 > 473.7	1.41e4	1.41e4	1.0000	1.000	5.34	5.06	12.5	12.500	100.0
58	61	13C7-PFUdA	570.1 > 524.8	1.63e4	1.63e4	1.0000	1.000	5.66	5.38	12.5	12.500	100.0

50-150

Vista Analytical Laboratory

Dataset: Untitled

Last Altered: Tuesday, December 05, 2017 11:02:54 Pacific Standard Time
Printed: Tuesday, December 05, 2017 11:10:19 Pacific Standard Time

Method: U:\Q4.PRO\MethDB\PFAS_FULL_80C_120317.mdb 04 Dec 2017 13:50:01
Calibration: U:\Q4.PRO\CurveDB\C18_VAL-PFAS_Q4_12-3-17_FULL.cdb 04 Dec 2017 15:00:50

Compound name: PFBA

	Name	ID	Acq.Date	Acq.Time
1	171204M1_1	IPA 4 AC 12/5/17	04-Dec-17	12:04:17
2	171204M1_2	ST171207M1-1 PFC CS0 17K2808	04-Dec-17	12:15:40
3	171204M1_3	IPA	04-Dec-17	12:26:53
4	171204M1_4	1701675-04RE1 RICHM-01-SB02-8-10 1.29	04-Dec-17	12:38:01
5	171204M1_5	1701662-04@20X TRUAX-01-TW01-110817 ...	04-Dec-17	12:49:12
6	171204M1_6	1701662-05@10X TRUAX-03-TW03-110817 ...	04-Dec-17	13:00:23
7	171204M1_7	IPA 4 AC 12/5/17	04-Dec-17	13:11:33
8	171204M1_8	ST171207M1-2 PFC CS3 17K2810	04-Dec-17	13:22:44
9	171204M1_9	IPA	04-Dec-17	14:49:05
10	171204M1_10	B7K0151-BS1 OPR 0.125	04-Dec-17	15:00:23
11	171204M1_11	B7K0175-BS1 OPR 0.125	04-Dec-17	15:11:34
12	171204M1_12	IPA	04-Dec-17	15:22:44
13	171204M1_13	B7K0151-BLK1 Method Blank 0.125	04-Dec-17	15:33:55
14	171204M1_14	B7K0175-BLK1 Method Blank 0.125	04-Dec-17	15:45:06
15	171204M1_15	B7K0151-MS1 Matrix Spike 0.125	04-Dec-17	15:56:16
16	171204M1_16	B7K0151-MSD1 Matrix Spike Dup 0.125	04-Dec-17	16:07:28
17	171204M1_17	B7K0151-MS2 Matrix Spike 0.125	04-Dec-17	16:18:38
18	171204M1_18	B7K0151-MSD2 Matrix Spike Dup 0.125	04-Dec-17	16:29:49
19	171204M1_19	B7K0175-MS1 Matrix Spike 0.12418	04-Dec-17	16:41:00
20	171204M1_20	B7K0175-MSD1 Matrix Spike Dup 0.11863	04-Dec-17	16:52:10
21	171204M1_21	1701740-01 OF-RW08-INF01-1117 0.125	04-Dec-17	17:03:21
22	171204M1_22	1701740-02 OF-RW08-MID01-1117 0.125	04-Dec-17	17:14:32
23	171204M1_23	1701740-03 OF-RW08-EFF01-1117 0.125	04-Dec-17	17:25:43
24	171204M1_24	1701740-04 OF-RW08-FB01-1117 0.125	04-Dec-17	17:36:53
25	171204M1_25	1701740-05 OF-RW44-INF01-1117 0.125	04-Dec-17	17:48:04
26	171204M1_26	1701740-06 OF-RW44-MID01-1117 0.125	04-Dec-17	17:59:14
27	171204M1_27	1701740-07 OF-RW44-EFF01-1117 0.125	04-Dec-17	18:10:25
28	171204M1_28	1701740-08 OF-RW44-FB01-1117 0.125	04-Dec-17	18:21:36
29	171204M1_29	1701754-01 STWRT-EB-005-KD-111617 0.125	04-Dec-17	18:32:47
30	171204M1_30	1701763-01 GENBM-CB18A-MW-203-111817...	04-Dec-17	18:43:57
31	171204M1_31	IPA	04-Dec-17	18:55:08

Dataset: Untitled

Last Altered: Tuesday, December 05, 2017 11:02:54 Pacific Standard Time
Printed: Tuesday, December 05, 2017 11:10:19 Pacific Standard Time

Compound name: PFBA

	Name	ID	Acq.Date	Acq.Time
32	171204M1_32	ST171204M1-3 PFC CS3 17K2810	04-Dec-17	19:06:19
33	171204M1_33	IPA	04-Dec-17	19:17:30
34	171204M1_34	1701763-02 GENBM-12-TW12-111717 0.125	04-Dec-17	19:28:40
35	171204M1_35	1701763-03 GENBM-11SW01-111617 0.125	04-Dec-17	19:39:50
36	171204M1_36	1701763-04 GENBM-11-TW11C-111717 0.125	04-Dec-17	19:51:01
37	171204M1_37	1701763-05 GENBM-02-CB18B-MW-203-111...	04-Dec-17	20:02:12
38	171204M1_38	1701763-06 GENBM-06-TW06B-111717 0.125	04-Dec-17	20:13:23
39	171204M1_39	1701763-07 GENBM-11-TW11B-111717 0.125	04-Dec-17	20:24:33
40	171204M1_40	1701763-08 GENBM-MW-115-111817 0.125	04-Dec-17	20:35:44
41	171204M1_41	1701763-09 GENBM-CB018A-MW-201-11181...	04-Dec-17	20:46:55
42	171204M1_42	1701763-10 GENBM-05-TW05-111817 0.125	04-Dec-17	20:58:06
43	171204M1_43	1701725-01 GENBM-RW010-MW-207-111617...	04-Dec-17	21:09:16
44	171204M1_44	IPA	04-Dec-17	21:20:27
45	171204M1_45	ST171204M1-4 PFC CS0 17K2808	04-Dec-17	21:31:38
46	171204M1_46	IPA	04-Dec-17	21:42:49
47	171204M1_47	1701725-02 GENBM-11SW04-111617 0.10673	04-Dec-17	21:53:59
48	171204M1_48	1701725-03 GENBM-RW010-MW-208-111617...	04-Dec-17	22:05:10
49	171204M1_49	1701725-04 GENBM-18-TW18B-111617 0.12...	04-Dec-17	22:16:20
50	171204M1_50	1701725-05 GENBM-11SW02-111617 0.12276	04-Dec-17	22:27:32
51	171204M1_51	1701725-06 GENBM-GW-DUP2-111617 0.125...	04-Dec-17	22:38:42
52	171204M1_52	1701725-07 GENBM-07-TW07-111617 0.12011	04-Dec-17	22:49:53
53	171204M1_53	1701725-08 GENBM-11SW03-111617 0.12114	04-Dec-17	23:01:03
54	171204M1_54	1701725-09 GENBM-RW010-MW-202-111617...	04-Dec-17	23:12:14
55	171204M1_55	1701725-10 GENBM-11-MW114-111517 0.117...	04-Dec-17	23:23:25
56	171204M1_56	1701725-11 GENBM-BB01-TWBB01-111417 ...	04-Dec-17	23:34:36
57	171204M1_57	IPA	04-Dec-17	23:45:46
58	171204M1_58	ST171204M1-5 PFC CS3 17K2810	04-Dec-17	23:56:57
59	171204M1_59	IPA	05-Dec-17	00:08:08
60	171204M1_60	1701725-12 GENBM-GW-DUP1-111517 0.123...	05-Dec-17	00:19:27
61	171204M1_61	1701725-13 GENBM-08-TW08-111617 0.11519	05-Dec-17	00:30:49
62	171204M1_62	1701725-14 GENBM-02-MW102-111517 0.11...	05-Dec-17	00:42:04
63	171204M1_63	1701725-15 GENBM-04-TW04-111517 0.1187	05-Dec-17	00:53:15
64	171204M1_64	1701773-01 SB-4 0.12352	05-Dec-17	01:04:26
65	171204M1_65	1701773-02 SB-13 0.11374	05-Dec-17	01:15:37

Dataset: Untitled

Last Altered: Tuesday, December 05, 2017 11:02:54 Pacific Standard Time
Printed: Tuesday, December 05, 2017 11:10:19 Pacific Standard Time

Compound name: PFBA

	Name	ID	Acq.Date	Acq.Time
66	171204M1_66	IPA	05-Dec-17	01:26:47
67	171204M1_67	ST171204M1-6 PFC CS3 17K2810	05-Dec-17	01:37:58
68	171204M1_68	IPA	05-Dec-17	01:49:09

Dataset: U:\Q4.PRO\results\171204M1\171204M1-8.qld

Last Altered: Tuesday, December 05, 2017 10:30:41 Pacific Standard Time
Printed: Tuesday, December 05, 2017 10:31:01 Pacific Standard Time

Method: U:\Q4.PRO\MethDB\PFAS_FULL_80C_120317.mdb 04 Dec 2017 13:50:01
Calibration: U:\Q4.PRO\CurveDB\C18_VAL-PFAS_Q4_12-3-17_FULL.cdb 04 Dec 2017 15:00:50

Name: 171204M1_8, Date: 04-Dec-2017, Time: 13:22:44, ID: ST171202M1-12 PFC CS3 17K2810, Description: PFC CS3 17K2810

PFBA

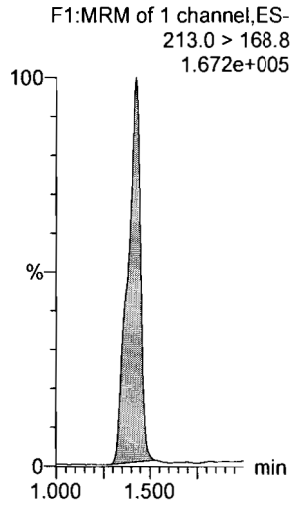

PFPeA

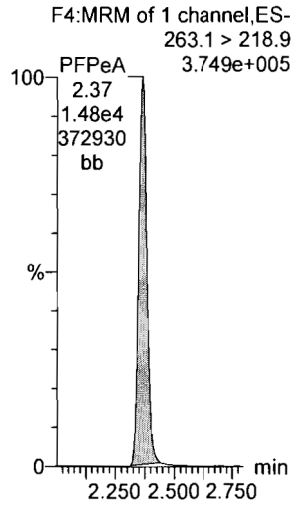

PFBS

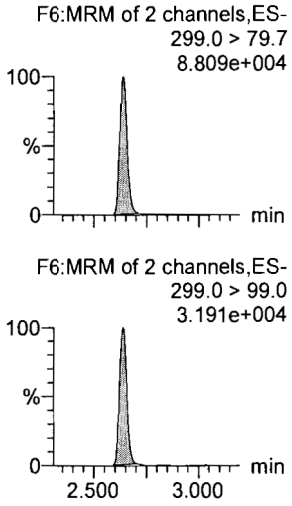

PFHxA

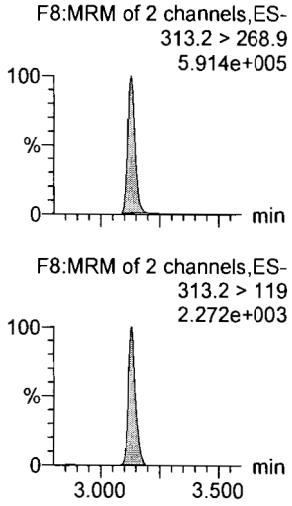

PFHpA

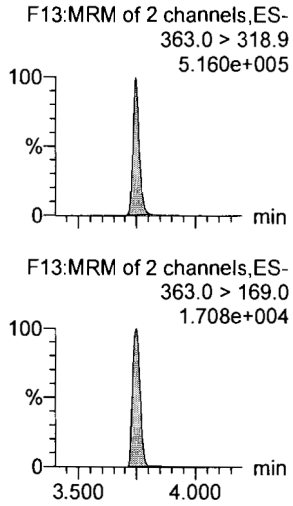

L-PFHxS

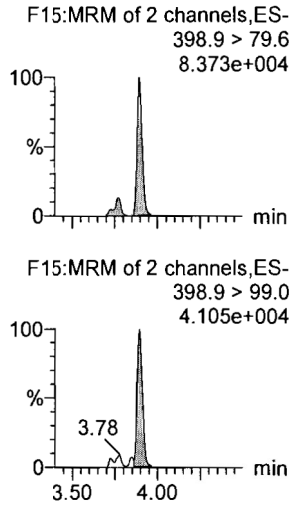

13C3-PFBA

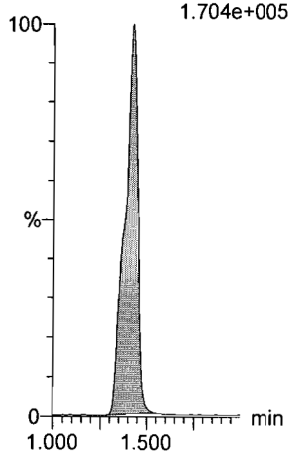

13C3-PFPeA

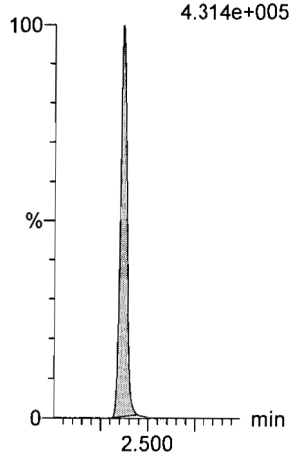

13C3-PFBS

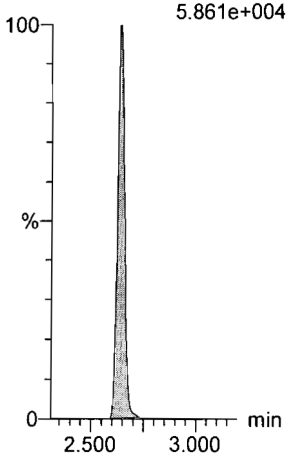

13C2-PFHxA

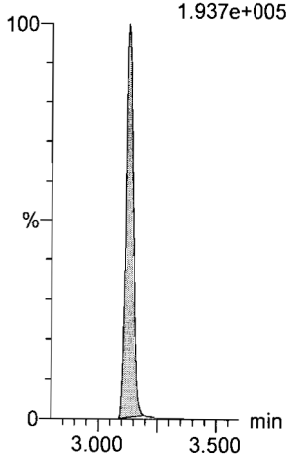

13C4-PFHpA

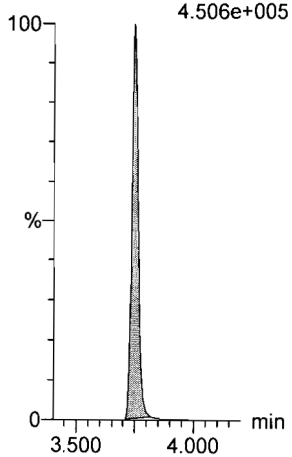

18O2-PFHxS

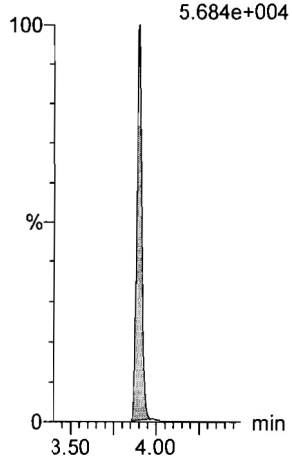

Vista Analytical Laboratory

Dataset: U:\Q4.PRO\results\171204M1\171204M1-8.qld

Last Altered: Tuesday, December 05, 2017 10:30:41 Pacific Standard Time
Printed: Tuesday, December 05, 2017 10:31:01 Pacific Standard Time

Name: 171204M1_8, Date: 04-Dec-2017, Time: 13:22:44, ID: ST171202M1-12 PFC CS3 17K2810, Description: PFC CS3 17K2810

6:2 FTS

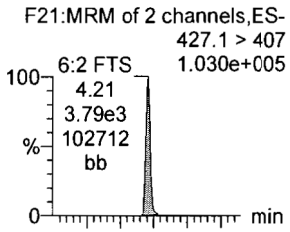

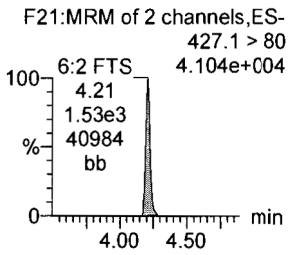

L-PFOA

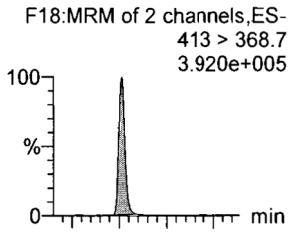

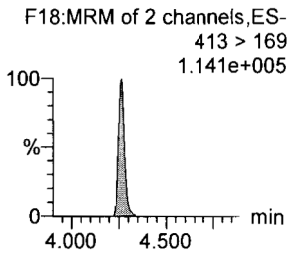

PFHpS

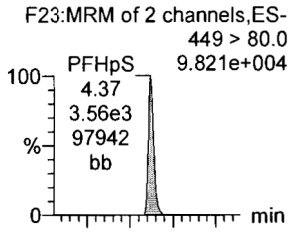

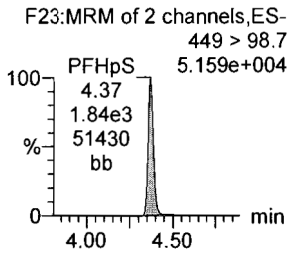

PFNA

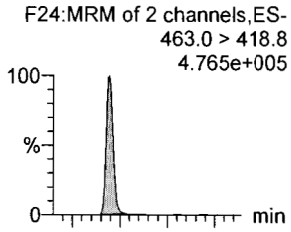

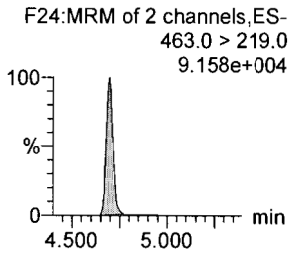

PFOSA

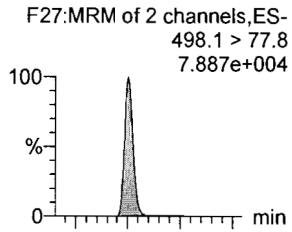

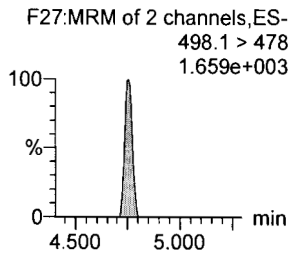

L-PFOS

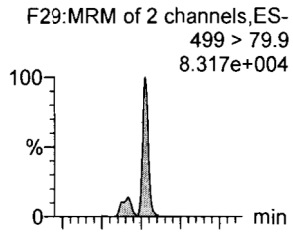

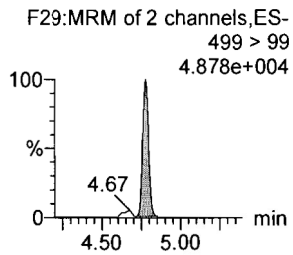

13C2-6:2 FTS

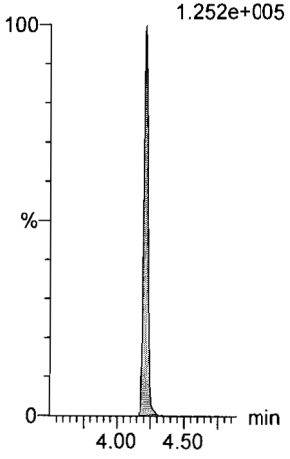

13C2-PFOA

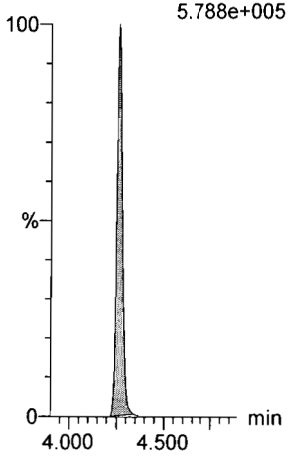

13C2-PFOA

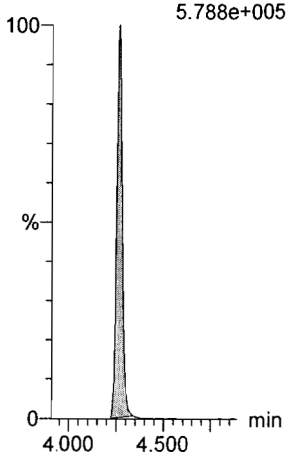

13C5-PFNA

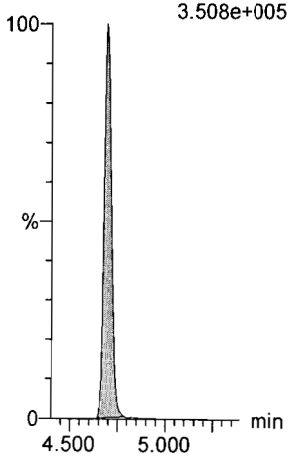

13C8-PFOSA

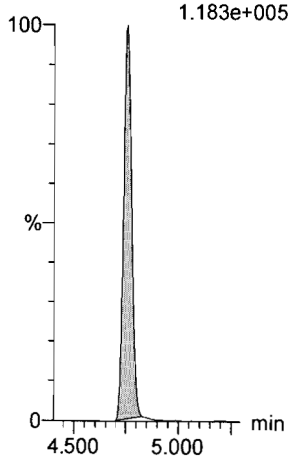

13C8-PFOS

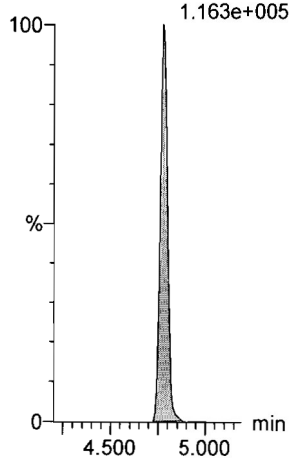

Vista Analytical Laboratory

Dataset: U:\Q4.PRO\results\171204M1\171204M1-8.qld

Last Altered: Tuesday, December 05, 2017 10:30:41 Pacific Standard Time
Printed: Tuesday, December 05, 2017 10:31:01 Pacific Standard Time

Name: 171204M1_8, Date: 04-Dec-2017, Time: 13:22:44, ID: ST171202M1-12 PFC CS3 17K2810, Description: PFC CS3 17K2810

PFDA

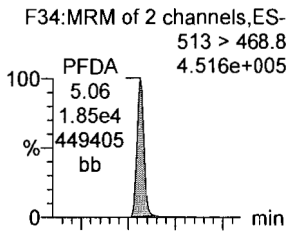

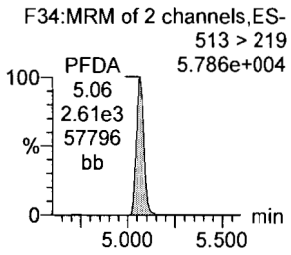

8:2 FTS

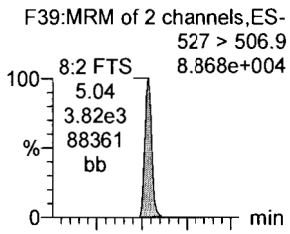

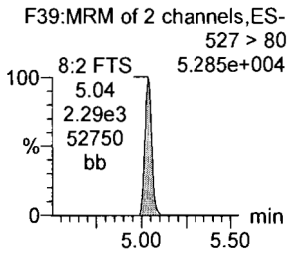

N-MeFOSAA

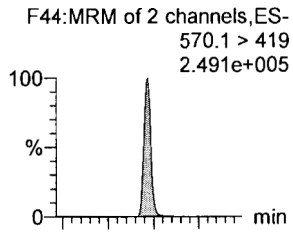

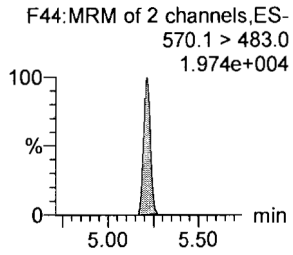

N-EtFOSAA

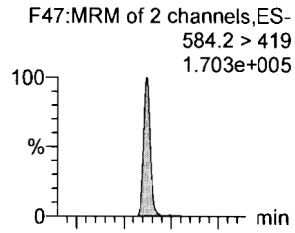

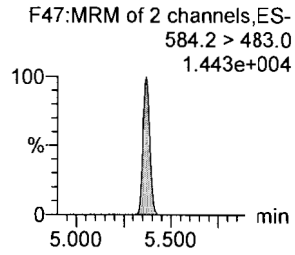

PFUdA

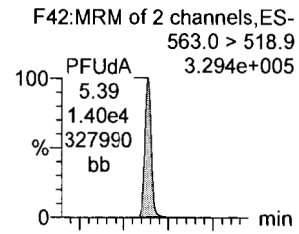

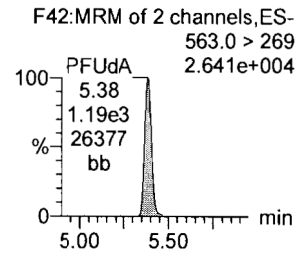

PFDS

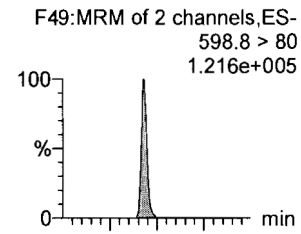

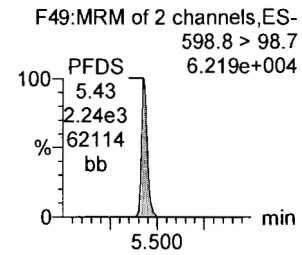

13C2-PFDA

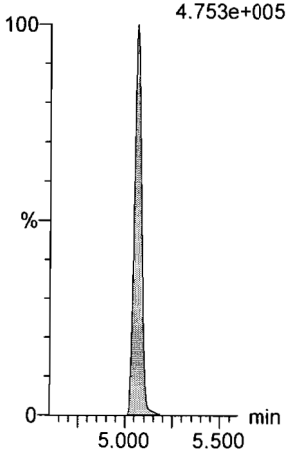

13C2-8:2 FTS

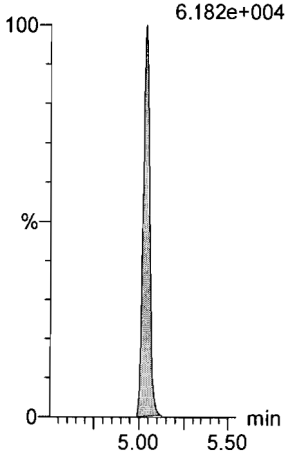

d3-N-MeFOSAA

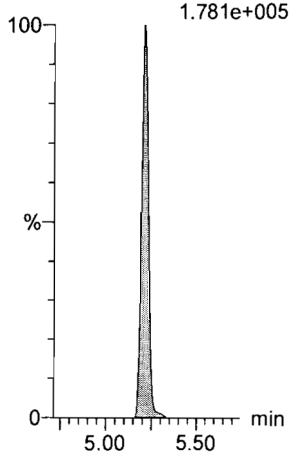

d5-N-EtFOSAA

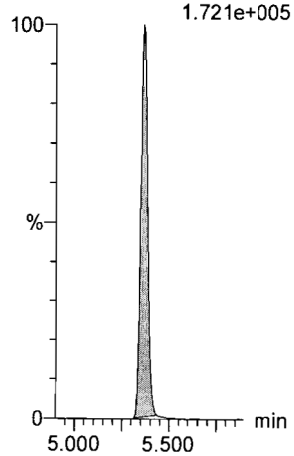

13C2-PFUdA

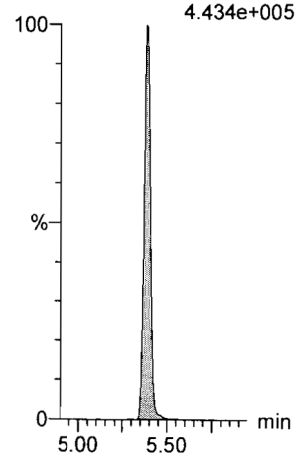

13C2-PFUdA

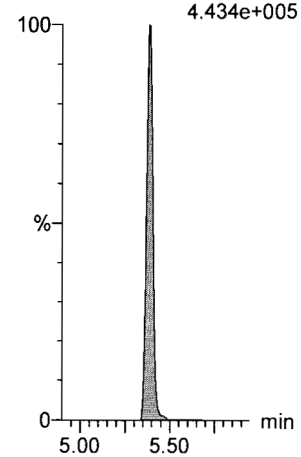

Vista Analytical Laboratory

Dataset: U:\Q4.PRO\results\171204M1\171204M1-8.qld

Last Altered: Tuesday, December 05, 2017 10:30:41 Pacific Standard Time
Printed: Tuesday, December 05, 2017 10:31:01 Pacific Standard Time

Name: 171204M1_8, Date: 04-Dec-2017, Time: 13:22:44, ID: ST171202M1-12 PFC CS3 17K2810, Description: PFC CS3 17K2810

PFDoA

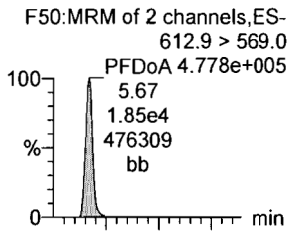

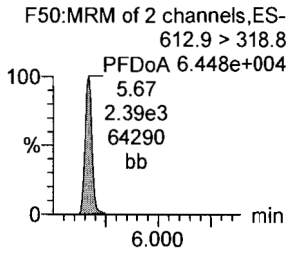

N-MeFOSA

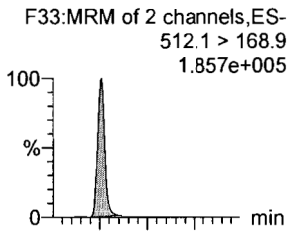

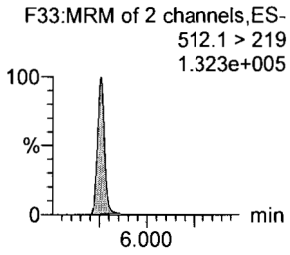

PFTrDA

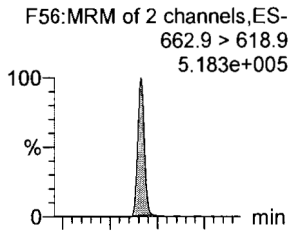

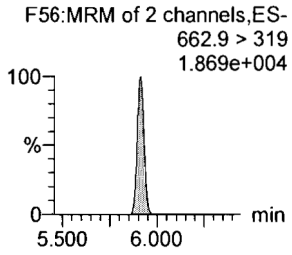

PFTeDA

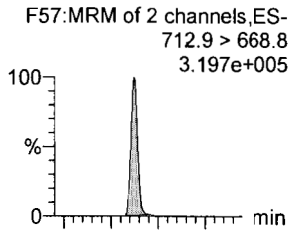

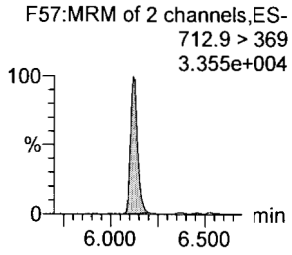

N-EtFOSA

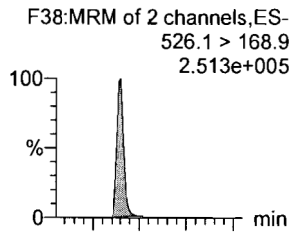

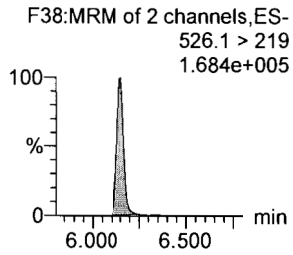

PFHxDA

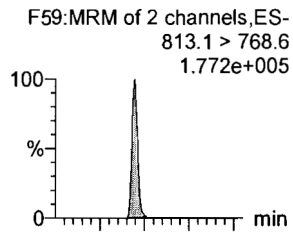

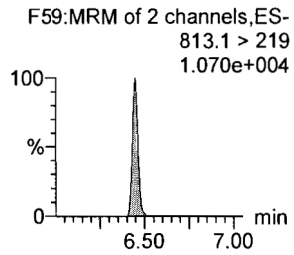

13C2-PFDoA

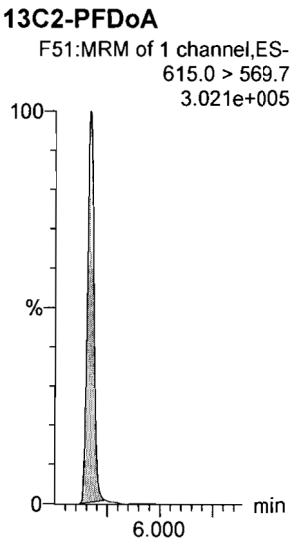

d3-N-MeFOSA

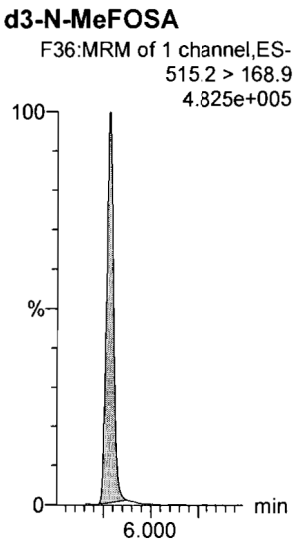

13C2-PFTeDA

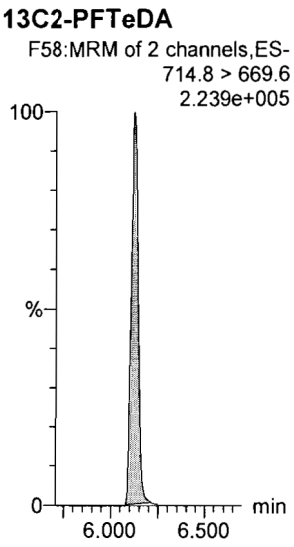

13C2-PFTeDA

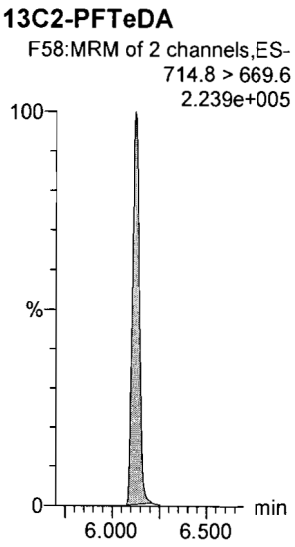

d5-N-ETFOSA

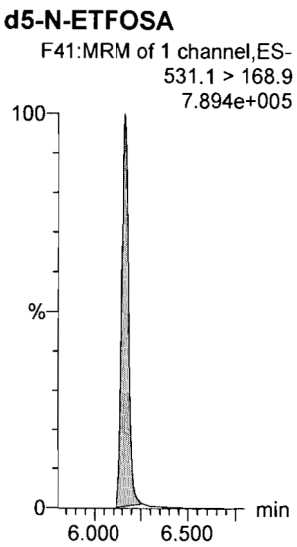

13C2-PFHxDA

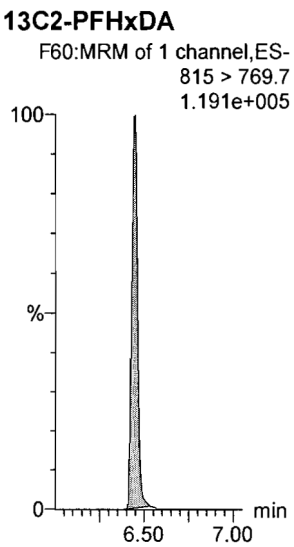

Vista Analytical Laboratory

Dataset: U:\Q4.PRO\results\171204M1\171204M1-8.qld

Last Altered: Tuesday, December 05, 2017 10:30:41 Pacific Standard Time
Printed: Tuesday, December 05, 2017 10:31:01 Pacific Standard Time

Name: 171204M1_8, Date: 04-Dec-2017, Time: 13:22:44, ID: ST171202M1-12 PFC CS3 17K2810, Description: PFC CS3 17K2810

PFODA
F61:MRM of 1 channel,ES-
913.1 > 868.8
2.299e+005

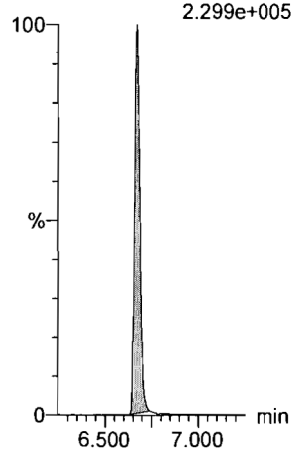

N-MeFOSE
F52:MRM of 1 channel,ES-
616.1 > 58.9
2.257e+005

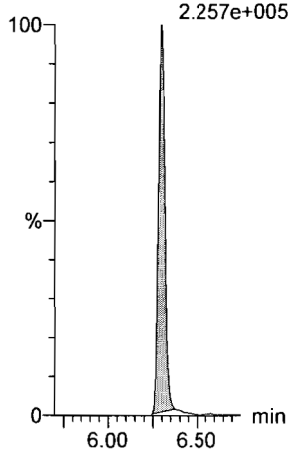

N-EtFOSE
F54:MRM of 1 channel,ES-
630.1 > 58.9
2.619e+005

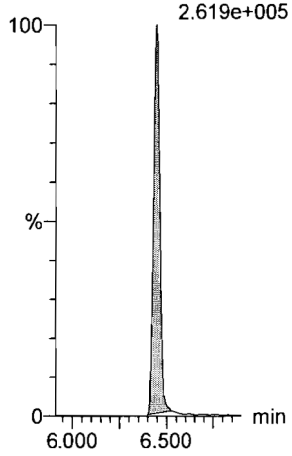

13C4-PFBA
F3:MRM of 1 channel,ES-
217. > 171.8
2.044e+005

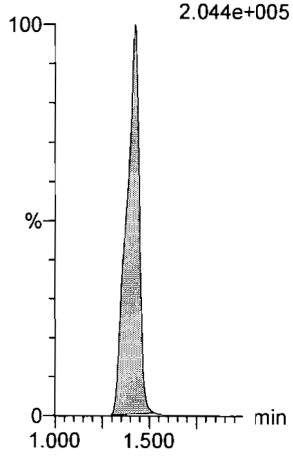

13C5-PFHxA
F10:MRM of 1 channel,ES-
318 > 272.9
6.422e+005

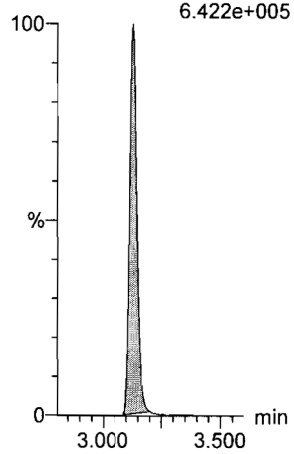

TCDA
F28:MRM of 3 channels,ES-
498.3 > 106.9
1.000e-003

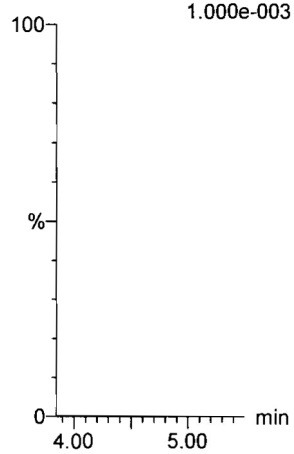

13C2-PFHxDA
F60:MRM of 1 channel,ES-
815 > 769.7
1.191e+005

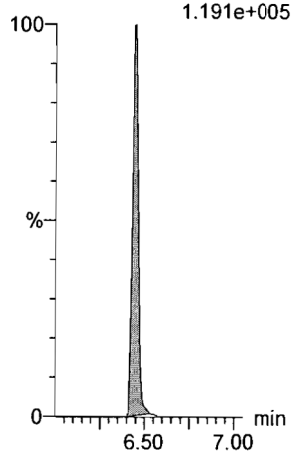

d7-N-MeFOSE
F53:MRM of 1 channel,ES-
623.1 > 58.9
6.254e+005

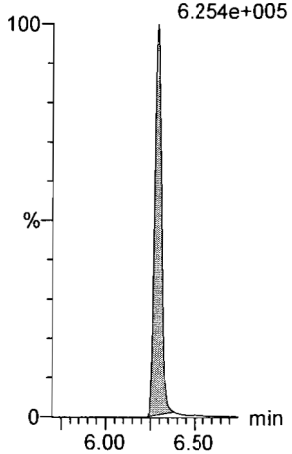

d9-N-EtFOSE
F55:MRM of 1 channel,ES-
639.2 > 58.8
7.846e+005

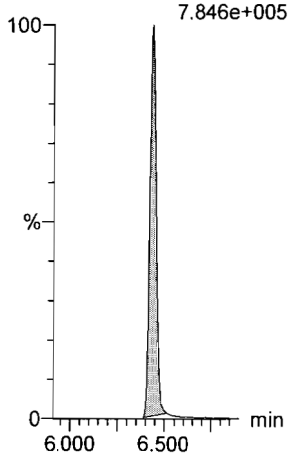

13C3-PFHxS
F16:MRM of 1 channel,ES-
401.9 > 79.9
1.260e+005

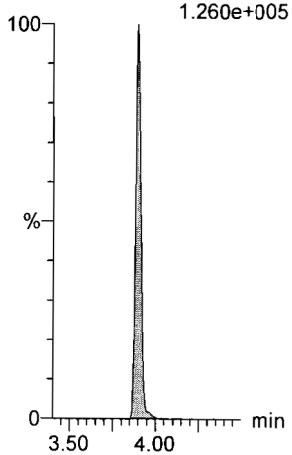

13C8-PFOA
F20:MRM of 1 channel,ES-
421.3 > 376
5.139e+005

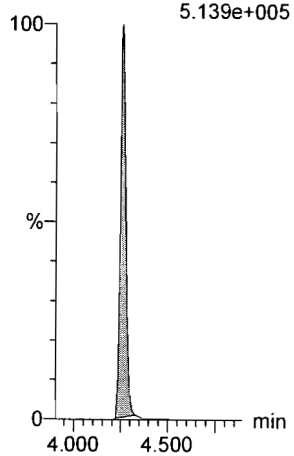

13C8-PFOS
F32:MRM of 1 channel,ES-
507.0 > 79.9
1.163e+005

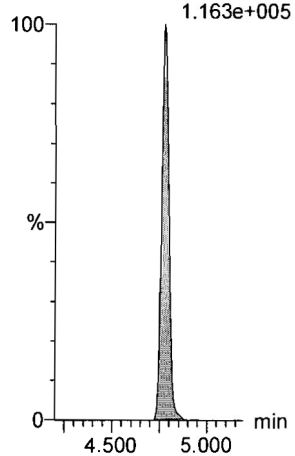

Vista Analytical Laboratory

Dataset: U:\Q4.PRO\results\171204M1\171204M1-8.qld

Last Altered: Tuesday, December 05, 2017 10:30:41 Pacific Standard Time
Printed: Tuesday, December 05, 2017 10:31:01 Pacific Standard Time

Name: 171204M1_8, Date: 04-Dec-2017, Time: 13:22:44, ID: ST171202M1-12 PFC CS3 17K2810, Description: PFC CS3 17K2810

13C9-PFNA

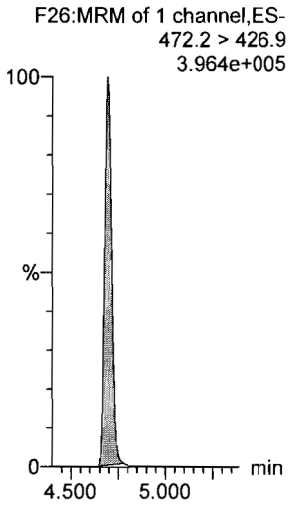

13C4-PFOS

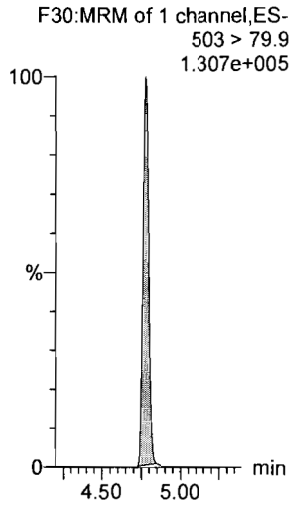

13C6-PFDA

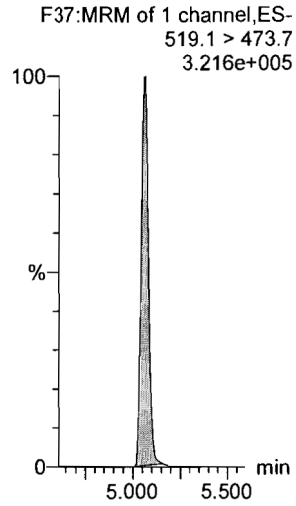

13C7-PFUdA

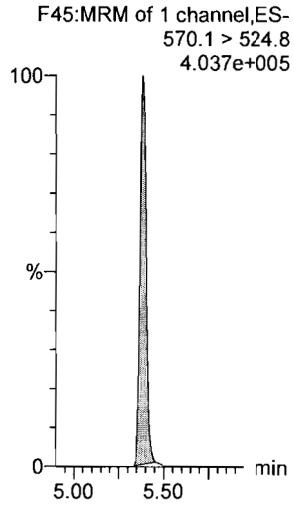

INITIAL CALIBRATION (ICAL)

INCLUDING ASSOCIATED

INITIAL CALIBRATION VERIFICATION (ICV) AND INSTRUMENT BLANK (IB)

Dataset: U:\G1.PRO\Results\2017\171112G2\171112G2-CRV.qld

Last Altered: Tuesday, November 14, 2017 08:39:53 Pacific Standard Time
Printed: Tuesday, November 14, 2017 08:43:02 Pacific Standard Time

Method: U:\G1.PRO\MethDB\PFAS_A_171112.mdb 13 Nov 2017 14:39:35
Calibration: U:\G1.PRO\CurveDB\C18_VAL-PFC_Q1_11-12-17_L9_NEW.cdb 14 Nov 2017 08:39:53

Compound name: PFBA
Correlation coefficient: r = 0.999969, r^2 = 0.999938
Calibration curve: 0.57082 * x + 0.0392888
Response type: Internal Std (Ref 11), Area * (IS Conc. / IS Area)
Curve type: Linear, Origin: Exclude, Weighting: 1/x, Axis trans: None

	#	Name	Type	Std. Conc	RT	Area	IS Area	Response	Prima...	Conc.	%Dev
1	1	171112G2_1	Standard	0.250	2.17	469.975	34806.895	0.169	bb	0.227	-9.3
2	2	171112G2_2	Standard	0.500	2.17	872.972	34839.891	0.313	bb	0.480	-4.0
3	3	171112G2_3	Standard	1.000	2.17	1727.543	34543.410	0.625	bb	1.026	2.6
4	4	171112G2_4	Standard	2.000	2.17	3359.359	33589.730	1.250	bb	2.121	6.1
5	5	171112G2_5	Standard	5.000	2.17	7843.627	33351.152	2.940	bb	5.081	1.6
6	6	171112G2_6	Standard	10.000	2.17	16321.426	34431.148	5.925	bb	10.312	3.1
7	7	171112G2_7	Standard	50.000	2.17	73653.242	32083.000	28.696	bb	50.203	0.4
8	8	171112G2_8	Standard	100.000	2.17	141783.281	31171.420	56.856	bb	99.536	-0.5
9	9	171112G2_9	Standard	250.000	2.13	328454.625	28789.750	142.609	bd	249.764	-0.1

Compound name: PFPeA
Correlation coefficient: r = 0.999456, r^2 = 0.998913
Calibration curve: 1.04601 * x + 0.107386
Response type: Internal Std (Ref 13), Area * (IS Conc. / IS Area)
Curve type: Linear, Origin: Exclude, Weighting: 1/x, Axis trans: None

	#	Name	Type	Std. Conc	RT	Area	IS Area	Response	Prima...	Conc.	%Dev
1	1	171112G2_1	Standard	0.250	3.08	295.232	10315.667	0.358	MM	0.239	-4.3
2	2	171112G2_2	Standard	0.500	3.07	480.513	11124.887	0.540	bb	0.413	-17.3
3	3	171112G2_3	Standard	1.000	3.07	1082.417	10687.093	1.266	bb	1.108	10.8
4	4	171112G2_4	Standard	2.000	3.07	1922.779	10171.288	2.363	bb	2.156	7.8
5	5	171112G2_5	Standard	5.000	3.07	4580.167	11069.212	5.172	bd	4.842	-3.2
6	6	171112G2_6	Standard	10.000	3.07	8853.714	10446.639	10.594	bb	10.025	0.3
7	7	171112G2_7	Standard	50.000	3.07	42861.996	9436.238	56.778	bb	54.178	8.4
8	8	171112G2_8	Standard	100.000	3.07	72367.664	8754.315	103.331	bb	98.683	-1.3
9	9	171112G2_9	Standard	250.000	3.06	154933.078	7489.553	258.582	bb	247.104	-1.2

Vista Analytical Laboratory Q1

Dataset: U:\G1.PRO\Results\2017\171112G2\171112G2-CRV.qld

Last Altered: Tuesday, November 14, 2017 08:39:53 Pacific Standard Time
Printed: Tuesday, November 14, 2017 08:40:38 Pacific Standard Time

Method: U:\G1.PRO\MethDB\PFAS_A_171112.mdb 13 Nov 2017 14:39:35
Calibration: 14 Nov 2017 08:39:53

Compound name: PFBS
Correlation coefficient: r = 0.999388, r^2 = 0.998777
Calibration curve: 1.65894 * x + 0.106105
Response type: Internal Std (Ref 12), Area * (IS Conc. / IS Area)
Curve type: Linear, Origin: Include, Weighting: 1/x, Axis trans: None

	#	Name	Type	Std. Conc	RT	Area	IS Area	Response	Prima...	Conc.	%Dev
1	1	171112G2_1	Standard	0.250	3.29	220.844	6193.486	0.446	bb	0.205	-18.1
2	2	171112G2_2	Standard	0.500	3.29	492.867	5781.351	1.066	bb	0.578	15.7
3	3	171112G2_3	Standard	1.000	3.29	939.231	6166.974	1.904	bb	1.084	8.4
4	4	171112G2_4	Standard	2.000	3.29	1844.252	5789.323	3.982	bb	2.336	16.8
5	5	171112G2_5	Standard	5.000	3.29	4272.547	6254.408	8.539	bb	5.083	1.7
6	6	171112G2_6	Standard	10.000	3.29	8338.878	6324.500	16.481	bd	9.871	-1.3
7	7	171112G2_7	Standard	50.000	3.29	37201.211	5256.693	88.462	bd	53.260	6.5
8	8	171112G2_8	Standard	100.000	3.29	63021.031	4959.727	158.832	bb	95.679	-4.3
9	9	171112G2_9	Standard	250.000	3.28	131431.297	3949.969	415.925	bb	250.653	0.3

Compound name: PFHxA
Correlation coefficient: r = 0.999018, r^2 = 0.998038
Calibration curve: 0.609691 * x + 0.0856687
Response type: Internal Std (Ref 14), Area * (IS Conc. / IS Area)
Curve type: Linear, Origin: Include, Weighting: 1/x, Axis trans: None

	#	Name	Type	Std. Conc	RT	Area	IS Area	Response	Prima...	Conc.	%Dev
1	1	171112G2_1	Standard	0.250	3.69	478.891	10642.509	0.225	bb	0.229	-8.6
2	2	171112G2_2	Standard	0.500	3.69	928.971	10135.392	0.458	bb	0.611	22.2
3	3	171112G2_3	Standard	1.000	3.68	1618.854	10648.047	0.760	bd	1.106	10.6
4	4	171112G2_4	Standard	2.000	3.68	2990.799	9804.908	1.525	bb	2.361	18.1
5	5	171112G2_5	Standard	5.000	3.68	6742.604	10861.010	3.104	bb	4.951	-1.0
6	6	171112G2_6	Standard	10.000	3.68	13251.774	9889.853	6.700	bb	10.848	8.5
7	7	171112G2_7	Standard	50.000	3.68	63257.023	9759.479	32.408	bd	53.014	6.0
8	8	171112G2_8	Standard	100.000	3.68	111134.898	8791.698	63.204	bb	103.526	3.5
9	9	171112G2_9	Standard	250.000	3.67	216227.938	7320.119	147.694	bb	242.104	-3.2

Dataset: U:\G1.PRO\Results\2017\171112G2\171112G2-CRV.qld

Last Altered: Tuesday, November 14, 2017 08:20:07 Pacific Standard Time
Printed: Tuesday, November 14, 2017 08:37:38 Pacific Standard Time

Compound name: PFHpA
Correlation coefficient: r = 0.999439, r^2 = 0.998878
Calibration curve: 2.01869 * x + 0.215565
Response type: Internal Std (Ref 15), Area * (IS Conc. / IS Area)
Curve type: Linear, Origin: Exclude, Weighting: 1/x, Axis trans: None

	#	Name	Type	Std. Conc	RT	Area	IS Area	Response	Prima...	Conc.	%Dev
1	1	171112G2_1	Standard	0.250	4.19	806.693	13602.242	0.741	bb	0.260	4.2
2	2	171112G2_2	Standard	0.500	4.19	1170.140	13657.268	1.071	bb	0.424	-15.2
3	3	171112G2_3	Standard	1.000	4.19	2313.631	13317.242	2.172	bb	0.969	-3.1
4	4	171112G2_4	Standard	2.000	4.19	4788.661	12451.412	4.807	bb	2.275	13.7
5	5	171112G2_5	Standard	5.000	4.19	10832.398	13004.112	10.412	bb	5.051	1.0
6	6	171112G2_6	Standard	10.000	4.19	22679.535	14010.062	20.235	bb	9.917	-0.8
7	7	171112G2_7	Standard	50.000	4.19	99085.375	12705.614	97.482	bb	48.183	-3.6
8	8	171112G2_8	Standard	100.000	4.19	183091.391	10750.196	212.893	bb	105.354	5.4
9	9	171112G2_9	Standard	250.000	4.19	340047.781	8544.704	497.454	bb	246.317	-1.5

Compound name: PFHxS
Correlation coefficient: r = 0.999934, r^2 = 0.999867
Calibration curve: 1.7917 * x + 0.113226
Response type: Internal Std (Ref 16), Area * (IS Conc. / IS Area)
Curve type: Linear, Origin: Exclude, Weighting: 1/x, Axis trans: None

	#	Name	Type	Std. Conc	RT	Area	IS Area	Response	Prima...	Conc.	%Dev
1	1	171112G2_1	Standard	0.250	4.30	368.113	7087.090	0.649	MM	0.299	19.7
2	2	171112G2_2	Standard	0.500	4.30	495.415	6565.488	0.943	MM	0.463	-7.4
3	3	171112G2_3	Standard	1.000	4.30	984.346	6559.422	1.876	MM	0.984	-1.6
4	4	171112G2_4	Standard	2.000	4.30	1916.847	6775.661	3.536	MM	1.911	-4.5
5	5	171112G2_5	Standard	5.000	4.30	4763.105	6651.210	8.952	MM	4.933	-1.3
6	6	171112G2_6	Standard	10.000	4.30	9061.940	6540.588	17.319	MM	9.603	-4.0
7	7	171112G2_7	Standard	50.000	4.30	46290.074	6507.768	88.913	MM	49.562	-0.9
8	8	171112G2_8	Standard	100.000	4.29	79951.570	5614.860	177.991	MM	99.279	-0.7
9	9	171112G2_9	Standard	250.000	4.29	160828.313	4456.436	451.112	MM	251.716	0.7

Dataset: U:\G1.PRO\Results\2017\171112G2\171112G2-CRV.qld

Last Altered: Tuesday, November 14, 2017 08:20:07 Pacific Standard Time
Printed: Tuesday, November 14, 2017 08:37:38 Pacific Standard Time

Compound name: PFOA
Correlation coefficient: r = 0.998778, r^2 = 0.997558
Calibration curve: 0.775002 * x + 0.254275
Response type: Internal Std (Ref 17), Area * (IS Conc. / IS Area)
Curve type: Linear, Origin: Exclude, Weighting: 1/x, Axis trans: None

	#	Name	Type	Std. Conc	RT	Area	IS Area	Response	Prima...	Conc.	%Dev
1	1	171112G2_1	Standard	0.250	4.59	1245.438	35106.680	0.443	bb	0.244	-2.4
2	2	171112G2_2	Standard	0.500	4.59	1414.373	33623.836	0.526	db	0.350	-29.9
3	3	171112G2_3	Standard	1.000	4.59	2785.307	33348.297	1.044	bb	1.019	1.9
4	4	171112G2_4	Standard	2.000	4.59	5249.047	29872.447	2.196	bb	2.506	25.3
5	5	171112G2_5	Standard	5.000	4.59	11463.840	34957.773	4.099	bd	4.961	-0.8
6	6	171112G2_6	Standard	10.000	4.59	22280.715	33398.578	8.339	bd	10.432	4.3
7	7	171112G2_7	Standard	50.000	4.59	106340.563	32585.564	40.793	bb	52.308	4.6
8	8	171112G2_8	Standard	100.000	4.58	190354.484	31567.861	75.375	MM	96.930	-3.1
9	9	171112G2_9	Standard	250.000	4.58	359491.750	25052.713	179.368	bbX	231.113	-7.6

Compound name: PFNA
Correlation coefficient: r = 0.999141, r^2 = 0.998282
Calibration curve: 2.27592 * x + 0.504881
Response type: Internal Std (Ref 18), Area * (IS Conc. / IS Area)
Curve type: Linear, Origin: Exclude, Weighting: 1/x, Axis trans: None

	#	Name	Type	Std. Conc	RT	Area	IS Area	Response	Prima...	Conc.	%Dev
1	1	171112G2_1	Standard	0.250	4.92	429.622	10765.691	0.499	bbXI		
2	2	171112G2_2	Standard	0.500	4.91	1152.346	10231.656	1.408	bb	0.397	-20.7
3	3	171112G2_3	Standard	1.000	4.91	2273.385	10618.813	2.676	bb	0.954	-4.6
4	4	171112G2_4	Standard	2.000	4.91	4479.079	9916.654	5.646	bb	2.259	12.9
5	5	171112G2_5	Standard	5.000	4.91	9529.424	10244.573	11.627	bb	4.887	-2.3
6	6	171112G2_6	Standard	10.000	4.91	21162.945	10648.441	24.843	bd	10.694	6.9
7	7	171112G2_7	Standard	50.000	4.91	102339.109	10343.863	123.671	bb	54.117	8.2
8	8	171112G2_8	Standard	100.000	4.91	188437.453	10104.807	233.104	bb	102.200	2.2
9	9	171112G2_9	Standard	250.000	4.91	383087.875	8650.904	553.537	bb	242.993	-2.8

Dataset: U:\G1.PRO\Results\2017\171112G2\171112G2-CRV.qld

Last Altered: Tuesday, November 14, 2017 08:20:07 Pacific Standard Time
Printed: Tuesday, November 14, 2017 08:37:38 Pacific Standard Time

Compound name: PFOS
Correlation coefficient: r = 0.997523, r^2 = 0.995052
Calibration curve: 1.05083 * x + 0.0286459
Response type: Internal Std (Ref 20), Area * (IS Conc. / IS Area)
Curve type: Linear, Origin: Exclude, Weighting: 1/x, Axis trans: None

	#	Name	Type	Std. Conc	RT	Area	IS Area	Response	Prima...	Conc.	%Dev
1	1	171112G2_1	Standard	0.250	4.97	253.192	9352.440	0.338	MM	0.295	17.9
2	2	171112G2_2	Standard	0.500	4.96	365.067	8446.264	0.540	MM	0.487	-2.6
3	3	171112G2_3	Standard	1.000	4.97	687.010	9337.130	0.920	MM	0.848	-15.2
4	4	171112G2_4	Standard	2.000	4.96	1501.198	9543.804	1.966	MM	1.844	-7.8
5	5	171112G2_5	Standard	5.000	4.97	3627.327	8550.882	5.303	MM	5.019	0.4
6	6	171112G2_6	Standard	10.000	4.97	8214.875	9539.522	10.764	MM	10.216	2.2
7	7	171112G2_7	Standard	50.000	4.97	37447.527	9147.860	51.170	MM	48.667	-2.7
8	8	171112G2_8	Standard	100.000	4.97	74425.594	7890.801	117.899	MM	112.169	12.2
9	9	171112G2_9	Standard	250.000	4.96	187479.484	9322.028	251.393	MM	239.205	-4.3

Compound name: PFDA
Correlation coefficient: r = 0.999768, r^2 = 0.999536
Calibration curve: 0.176798 * x + 0.0277369
Response type: Internal Std (Ref 19), Area * (IS Conc. / IS Area)
Curve type: Linear, Origin: Exclude, Weighting: 1/x, Axis trans: None

	#	Name	Type	Std. Conc	RT	Area	IS Area	Response	Prima...	Conc.	%Dev
1	1	171112G2_1	Standard	0.250	5.20	120.948	24782.189	0.061	bb	0.188	-24.7
2	2	171112G2_2	Standard	0.500	5.20	230.334	23456.262	0.123	bb	0.537	7.5
3	3	171112G2_3	Standard	1.000	5.20	412.821	23928.092	0.216	bb	1.063	6.3
4	4	171112G2_4	Standard	2.000	5.20	783.854	23554.213	0.416	bb	2.196	9.8
5	5	171112G2_5	Standard	5.000	5.20	1754.221	25058.010	0.875	bb	4.793	-4.1
6	6	171112G2_6	Standard	10.000	5.20	3844.696	26057.787	1.844	bb	10.275	2.7
7	7	171112G2_7	Standard	50.000	5.20	19142.646	26622.084	8.988	bb	50.682	1.4
8	8	171112G2_8	Standard	100.000	5.20	36655.195	25209.275	18.175	bb	102.647	2.6
9	9	171112G2_9	Standard	250.000	5.19	87651.477	25137.922	43.585	bb	246.369	-1.5

Dataset: U:\G1.PRO\Results\2017\171112G2\171112G2-CRV.qld

Last Altered: Tuesday, November 14, 2017 08:20:07 Pacific Standard Time
Printed: Tuesday, November 14, 2017 08:37:38 Pacific Standard Time

Compound name: 13C3-PFBA
Response Factor: 1.5486
RRF SD: 0.0297259, Relative SD: 1.91953
Response type: Internal Std (Ref 21), Area * (IS Conc. / IS Area)
Curve type: RF

	#	Name	Type	Std. Conc	RT	Area	IS Area	Response	Prima...	Conc.	%Dev
1	1	171112G2_1	Standard	12.500	2.17	34806.895	22759.258	19.117	bb	12.345	-1.2
2	2	171112G2_2	Standard	12.500	2.17	34839.891	22528.125	19.331	bb	12.483	-0.1
3	3	171112G2_3	Standard	12.500	2.17	34543.410	22088.936	19.548	bb	12.623	1.0
4	4	171112G2_4	Standard	12.500	2.17	33589.730	21869.660	19.199	bb	12.397	-0.8
5	5	171112G2_5	Standard	12.500	2.17	33351.152	21416.998	19.465	bb	12.570	0.6
6	6	171112G2_6	Standard	12.500	2.17	34431.148	21790.719	19.751	bb	12.754	2.0
7	7	171112G2_7	Standard	12.500	2.17	32083.000	21304.168	18.824	bb	12.156	-2.8
8	8	171112G2_8	Standard	12.500	2.17	31171.420	19491.713	19.990	bb	12.909	3.3
9	9	171112G2_9	Standard	12.500	2.14	28789.750	18948.486	18.992	bb	12.264	-1.9

Compound name: 13C3-PFBS
Response Factor: 0.242677
RRF SD: 0.0134831, Relative SD: 5.55598
Response type: Internal Std (Ref 22), Area * (IS Conc. / IS Area)
Curve type: RF

	#	Name	Type	Std. Conc	RT	Area	IS Area	Response	Prima...	Conc.	%Dev
1	1	171112G2_1	Standard	12.500	3.29	6193.486	25024.275	3.094	bd	12.748	2.0
2	2	171112G2_2	Standard	12.500	3.29	5781.351	25999.863	2.780	bd	11.454	-8.4
3	3	171112G2_3	Standard	12.500	3.29	6166.974	25362.408	3.039	bb	12.525	0.2
4	4	171112G2_4	Standard	12.500	3.29	5789.323	25034.926	2.891	bd	11.911	-4.7
5	5	171112G2_5	Standard	12.500	3.29	6254.408	24021.926	3.255	bb	13.411	7.3
6	6	171112G2_6	Standard	12.500	3.29	6324.500	24200.516	3.267	bb	13.461	7.7
7	7	171112G2_7	Standard	12.500	3.29	5256.693	22878.863	2.872	bb	11.835	-5.3
8	8	171112G2_8	Standard	12.500	3.29	4959.727	19883.551	3.118	bb	12.848	2.8
9	9	171112G2_9	Standard	12.500	3.28	3949.969	16531.900	2.987	bb	12.307	-1.5

Dataset: U:\G1.PRO\Results\2017\171112G2\171112G2-CRV.qld

Last Altered: Tuesday, November 14, 2017 08:20:07 Pacific Standard Time
Printed: Tuesday, November 14, 2017 08:37:38 Pacific Standard Time

Compound name: 13C3-PFPeA
Response Factor: 0.429555
RRF SD: 0.0188786, Relative SD: 4.39492
Response type: Internal Std (Ref 22), Area * (IS Conc. / IS Area)
Curve type: RF

	#	Name	Type	Std. Conc	RT	Area	IS Area	Response	Prima...	Conc.	%Dev
1	1	171112G2_1	Standard	12.500	3.07	10315.667	25024.275	5.153	bd	11.996	-4.0
2	2	171112G2_2	Standard	12.500	3.07	11124.887	25999.863	5.349	bd	12.451	-0.4
3	3	171112G2_3	Standard	12.500	3.07	10687.093	25362.408	5.267	bd	12.262	-1.9
4	4	171112G2_4	Standard	12.500	3.07	10171.288	25034.926	5.079	bb	11.823	-5.4
5	5	171112G2_5	Standard	12.500	3.07	11069.212	24021.926	5.760	bb	13.409	7.3
6	6	171112G2_6	Standard	12.500	3.07	10446.639	24200.516	5.396	bb	12.562	0.5
7	7	171112G2_7	Standard	12.500	3.07	9436.238	22878.863	5.156	bd	12.002	-4.0
8	8	171112G2_8	Standard	12.500	3.07	8754.315	19883.551	5.503	bb	12.812	2.5
9	9	171112G2_9	Standard	12.500	3.06	7489.553	16531.900	5.663	bd	13.183	5.5

Compound name: 13C2-PFHxA
Response Factor: 1.05525
RRF SD: 0.0553178, Relative SD: 5.24214
Response type: Internal Std (Ref 22), Area * (IS Conc. / IS Area)
Curve type: RF

	#	Name	Type	Std. Conc	RT	Area	IS Area	Response	Prima...	Conc.	%Dev
1	1	171112G2_1	Standard	5.000	3.69	10642.509	25024.275	5.316	bb	5.038	0.8
2	2	171112G2_2	Standard	5.000	3.68	10135.392	25999.863	4.873	bb	4.618	-7.6
3	3	171112G2_3	Standard	5.000	3.68	10648.047	25362.408	5.248	bb	4.973	-0.5
4	4	171112G2_4	Standard	5.000	3.68	9804.908	25034.926	4.896	bb	4.639	-7.2
5	5	171112G2_5	Standard	5.000	3.68	10861.010	24021.926	5.652	bb	5.356	7.1
6	6	171112G2_6	Standard	5.000	3.68	9889.853	24200.516	5.108	bd	4.841	-3.2
7	7	171112G2_7	Standard	5.000	3.68	9759.479	22878.863	5.332	bb	5.053	1.1
8	8	171112G2_8	Standard	5.000	3.67	8791.698	19883.551	5.527	bd	5.238	4.8
9	9	171112G2_9	Standard	5.000	3.67	7320.119	16531.900	5.535	bb	5.245	4.9

Dataset: U:\G1.PRO\Results\2017\171112G2\171112G2-CRV.qld

Last Altered: Tuesday, November 14, 2017 08:20:07 Pacific Standard Time
Printed: Tuesday, November 14, 2017 08:37:38 Pacific Standard Time

Compound name: 13C4-PFHpA
Response Factor: 0.536045
RRF SD: 0.0234965, Relative SD: 4.38331
Response type: Internal Std (Ref 22), Area * (IS Conc. / IS Area)
Curve type: RF

	#	Name	Type	Std. Conc	RT	Area	IS Area	Response	Prima...	Conc.	%Dev
1	1	171112G2_1	Standard	12.500	4.19	13602.242	25024.275	6.795	bb	12.675	1.4
2	2	171112G2_2	Standard	12.500	4.19	13657.268	25999.863	6.566	bb	12.249	-2.0
3	3	171112G2_3	Standard	12.500	4.19	13317.242	25362.408	6.563	bb	12.244	-2.0
4	4	171112G2_4	Standard	12.500	4.19	12451.412	25034.926	6.217	bb	11.598	-7.2
5	5	171112G2_5	Standard	12.500	4.19	13004.112	24021.926	6.767	bb	12.624	1.0
6	6	171112G2_6	Standard	12.500	4.19	14010.062	24200.516	7.236	bd	13.500	8.0
7	7	171112G2_7	Standard	12.500	4.19	12705.614	22878.863	6.942	bb	12.950	3.6
8	8	171112G2_8	Standard	12.500	4.19	10750.196	19883.551	6.758	bb	12.608	0.9
9	9	171112G2_9	Standard	12.500	4.19	8544.704	16531.900	6.461	bd	12.053	-3.6

Compound name: 18O2-PFHxS
Response Factor: 0.476618
RRF SD: 0.0209232, Relative SD: 4.38993
Response type: Internal Std (Ref 23), Area * (IS Conc. / IS Area)
Curve type: RF

	#	Name	Type	Std. Conc	RT	Area	IS Area	Response	Prima...	Conc.	%Dev
1	1	171112G2_1	Standard	12.500	4.30	7087.090	14646.207	6.049	bb	12.691	1.5
2	2	171112G2_2	Standard	12.500	4.30	6565.488	14147.200	5.801	bb	12.171	-2.6
3	3	171112G2_3	Standard	12.500	4.29	6559.422	14010.780	5.852	bb	12.278	-1.8
4	4	171112G2_4	Standard	12.500	4.30	6775.661	13616.188	6.220	bb	13.051	4.4
5	5	171112G2_5	Standard	12.500	4.30	6651.210	14142.709	5.879	bb	12.334	-1.3
6	6	171112G2_6	Standard	12.500	4.30	6540.588	14563.364	5.614	bd	11.779	-5.8
7	7	171112G2_7	Standard	12.500	4.30	6507.768	12780.370	6.365	bb	13.355	6.8
8	8	171112G2_8	Standard	12.500	4.29	5614.860	11346.451	6.186	bb	12.978	3.8
9	9	171112G2_9	Standard	12.500	4.29	4456.436	9851.838	5.654	bd	11.863	-5.1

Dataset: U:\G1.PRO\Results\2017\171112G2\171112G2-CRV.qld

Last Altered: Tuesday, November 14, 2017 08:20:07 Pacific Standard Time
Printed: Tuesday, November 14, 2017 08:37:38 Pacific Standard Time

Compound name: 13C2-PFOA
Response Factor: 3.94309
RRF SD: 0.162943, Relative SD: 4.13238
Response type: Internal Std (Ref 24), Area * (IS Conc. / IS Area)
Curve type: RF

	#	Name	Type	Std. Conc	RT	Area	IS Area	Response	Prima...	Conc.	%Dev
1	1	171112G2_1	Standard	12.500	4.59	35106.680	9156.774	47.924	MM	12.154	-2.8
2	2	171112G2_2	Standard	12.500	4.59	33623.836	8704.107	48.287	MM	12.246	-2.0
3	3	171112G2_3	Standard	12.500	4.59	33348.297	8656.557	48.155	MM	12.212	-2.3
4	4	171112G2_4	Standard	12.500	4.59	29872.447	8115.249	46.013	bb	11.669	-6.6
5	5	171112G2_5	Standard	12.500	4.59	34957.773	8446.299	51.735	bb	13.121	5.0
6	6	171112G2_6	Standard	12.500	4.59	33398.578	8326.986	50.136	bb	12.715	1.7
7	7	171112G2_7	Standard	12.500	4.59	32585.564	8448.508	48.212	bb	12.227	-2.2
8	8	171112G2_8	Standard	12.500	4.58	31567.861	7626.754	51.739	bb	13.121	5.0
9	9	171112G2_9	Standard	12.500	4.58	25052.713	6093.047	51.396	bb	13.034	4.3

Compound name: 13C5-PFNA
Response Factor: 0.948248
RRF SD: 0.0373699, Relative SD: 3.94094
Response type: Internal Std (Ref 25), Area * (IS Conc. / IS Area)
Curve type: RF

	#	Name	Type	Std. Conc	RT	Area	IS Area	Response	Prima...	Conc.	%Dev
1	1	171112G2_1	Standard	12.500	4.91	10765.691	11320.535	11.887	bb	12.536	0.3
2	2	171112G2_2	Standard	12.500	4.91	10231.656	10843.365	11.795	bd	12.439	-0.5
3	3	171112G2_3	Standard	12.500	4.91	10618.813	10845.445	12.239	bd	12.907	3.3
4	4	171112G2_4	Standard	12.500	4.91	9916.654	11580.385	10.704	bb	11.288	-9.7
5	5	171112G2_5	Standard	12.500	4.91	10244.573	10603.268	12.077	bb	12.736	1.9
6	6	171112G2_6	Standard	12.500	4.91	10648.441	10963.263	12.141	bb	12.804	2.4
7	7	171112G2_7	Standard	12.500	4.92	10343.863	10977.011	11.779	bb	12.422	-0.6
8	8	171112G2_8	Standard	12.500	4.91	10104.807	10670.566	11.837	bb	12.483	-0.1
9	9	171112G2_9	Standard	12.500	4.91	8650.904	8850.358	12.218	bd	12.885	3.1

Dataset: U:\G1.PRO\Results\2017\171112G2\171112G2-CRV.qld

Last Altered: Tuesday, November 14, 2017 08:20:07 Pacific Standard Time
Printed: Tuesday, November 14, 2017 08:37:38 Pacific Standard Time

Compound name: 13C2-PFDA
Response Factor: 2.67414
RRF SD: 0.0690382, Relative SD: 2.5817
Response type: Internal Std (Ref 27), Area * (IS Conc. / IS Area)
Curve type: RF

	#	Name	Type	Std. Conc	RT	Area	IS Area	Response	Prima...	Conc.	%Dev
1	1	171112G2_1	Standard	12.500	5.20	24782.189	9171.370	33.777	bb	12.631	1.0
2	2	171112G2_2	Standard	12.500	5.19	23456.262	8798.416	33.325	bb	12.462	-0.3
3	3	171112G2_3	Standard	12.500	5.19	23928.092	9137.947	32.732	bb	12.240	-2.1
4	4	171112G2_4	Standard	12.500	5.19	23554.213	9024.493	32.625	bb	12.200	-2.4
5	5	171112G2_5	Standard	12.500	5.19	25058.010	8915.585	35.132	bb	13.138	5.1
6	6	171112G2_6	Standard	12.500	5.20	26057.787	9901.855	32.895	bb	12.301	-1.6
7	7	171112G2_7	Standard	12.500	5.20	26622.084	9833.078	33.843	bb	12.655	1.2
8	8	171112G2_8	Standard	12.500	5.19	25209.275	9253.072	34.055	bb	12.735	1.9
9	9	171112G2_9	Standard	12.500	5.19	25137.922	9681.228	32.457	bb	12.137	-2.9

Compound name: 13C8-PFOS
Response Factor: 0.945839
RRF SD: 0.0785318, Relative SD: 8.30287
Response type: Internal Std (Ref 26), Area * (IS Conc. / IS Area)
Curve type: RF

	#	Name	Type	Std. Conc	RT	Area	IS Area	Response	Prima...	Conc.	%Dev
1	1	171112G2_1	Standard	12.500	4.97	9352.440	10840.323	10.784	bb	11.402	-8.8
2	2	171112G2_2	Standard	12.500	4.96	8446.264	9380.978	11.255	bd	11.899	-4.8
3	3	171112G2_3	Standard	12.500	4.96	9337.130	8972.774	13.008	bb	13.752	10.0
4	4	171112G2_4	Standard	12.500	4.96	9543.804	9220.708	12.938	bd	13.679	9.4
5	5	171112G2_5	Standard	12.500	4.96	8550.882	9443.886	11.318	bd	11.966	-4.3
6	6	171112G2_6	Standard	12.500	4.96	9539.522	9963.834	11.968	bd	12.653	1.2
7	7	171112G2_7	Standard	12.500	4.97	9147.860	9434.537	12.120	bd	12.814	2.5
8	8	171112G2_8	Standard	12.500	4.96	7890.801	9610.105	10.264	bb	10.851	-13.2
9	9	171112G2_9	Standard	12.500	4.96	9322.028	9137.136	12.753	bd	13.483	7.9

Dataset: U:\G1.PRO\Results\2017\171112G2\171112G2-CRV.qld

Last Altered: Tuesday, November 14, 2017 08:20:07 Pacific Standard Time
Printed: Tuesday, November 14, 2017 08:37:38 Pacific Standard Time

Compound name: 13C4-PFBA
Response Factor: 1
RRF SD: 0, Relative SD: 0
Response type: Internal Std (Ref 21), Area * (IS Conc. / IS Area)
Curve type: RF

	#	Name	Type	Std. Conc	RT	Area	IS Area	Response	Prima...	Conc.	%Dev
1	1	171112G2_1	Standard	12.500	2.17	22759.258	22759.258	12.500	bb	12.500	0.0
2	2	171112G2_2	Standard	12.500	2.16	22528.125	22528.125	12.500	bb	12.500	0.0
3	3	171112G2_3	Standard	12.500	2.16	22088.936	22088.936	12.500	bb	12.500	0.0
4	4	171112G2_4	Standard	12.500	2.17	21869.660	21869.660	12.500	bb	12.500	0.0
5	5	171112G2_5	Standard	12.500	2.16	21416.998	21416.998	12.500	bb	12.500	0.0
6	6	171112G2_6	Standard	12.500	2.17	21790.719	21790.719	12.500	bd	12.500	0.0
7	7	171112G2_7	Standard	12.500	2.17	21304.168	21304.168	12.500	bb	12.500	0.0
8	8	171112G2_8	Standard	12.500	2.16	19491.713	19491.713	12.500	bb	12.500	0.0
9	9	171112G2_9	Standard	12.500	2.13	18948.486	18948.486	12.500	bb	12.500	0.0

Compound name: 13C5-PFHxA
Response Factor: 1
RRF SD: 7.85046e-017, Relative SD: 7.85046e-015
Response type: Internal Std (Ref 22), Area * (IS Conc. / IS Area)
Curve type: RF

	#	Name	Type	Std. Conc	RT	Area	IS Area	Response	Prima...	Conc.	%Dev
1	1	171112G2_1	Standard	12.500	3.69	25024.275	25024.275	12.500	bd	12.500	0.0
2	2	171112G2_2	Standard	12.500	3.68	25999.863	25999.863	12.500	bb	12.500	0.0
3	3	171112G2_3	Standard	12.500	3.68	25362.408	25362.408	12.500	bb	12.500	0.0
4	4	171112G2_4	Standard	12.500	3.68	25034.926	25034.926	12.500	bb	12.500	0.0
5	5	171112G2_5	Standard	12.500	3.68	24021.926	24021.926	12.500	bb	12.500	0.0
6	6	171112G2_6	Standard	12.500	3.68	24200.516	24200.516	12.500	bb	12.500	0.0
7	7	171112G2_7	Standard	12.500	3.68	22878.863	22878.863	12.500	bd	12.500	0.0
8	8	171112G2_8	Standard	12.500	3.68	19883.551	19883.551	12.500	bb	12.500	0.0
9	9	171112G2_9	Standard	12.500	3.67	16531.900	16531.900	12.500	bb	12.500	0.0

Dataset: U:\G1.PRO\Results\2017\171112G2\171112G2-CRV.qld

Last Altered: Tuesday, November 14, 2017 08:20:07 Pacific Standard Time
Printed: Tuesday, November 14, 2017 08:37:38 Pacific Standard Time

Compound name: 13C3-PFHxS
Response Factor: 1
RRF SD: 3.92523e-017, Relative SD: 3.92523e-015
Response type: Internal Std (Ref 23), Area * (IS Conc. / IS Area)
Curve type: RF

	#	Name	Type	Std. Conc	RT	Area	IS Area	Response	Prima...	Conc.	%Dev
1	1	171112G2_1	Standard	12.500	4.30	14646.207	14646.207	12.500	bb	12.500	0.0
2	2	171112G2_2	Standard	12.500	4.30	14147.200	14147.200	12.500	bb	12.500	0.0
3	3	171112G2_3	Standard	12.500	4.29	14010.780	14010.780	12.500	bb	12.500	0.0
4	4	171112G2_4	Standard	12.500	4.30	13616.188	13616.188	12.500	bb	12.500	0.0
5	5	171112G2_5	Standard	12.500	4.30	14142.709	14142.709	12.500	bb	12.500	0.0
6	6	171112G2_6	Standard	12.500	4.30	14563.364	14563.364	12.500	bb	12.500	0.0
7	7	171112G2_7	Standard	12.500	4.30	12780.370	12780.370	12.500	bb	12.500	0.0
8	8	171112G2_8	Standard	12.500	4.29	11346.451	11346.451	12.500	bb	12.500	0.0
9	9	171112G2_9	Standard	12.500	4.29	9851.838	9851.838	12.500	bb	12.500	0.0

Compound name: 13C8-PFOA
Response Factor: 1
RRF SD: 0, Relative SD: 0
Response type: Internal Std (Ref 24), Area * (IS Conc. / IS Area)
Curve type: RF

	#	Name	Type	Std. Conc	RT	Area	IS Area	Response	Prima...	Conc.	%Dev
1	1	171112G2_1	Standard	12.500	4.59	9156.774	9156.774	12.500	bb	12.500	0.0
2	2	171112G2_2	Standard	12.500	4.59	8704.107	8704.107	12.500	bb	12.500	0.0
3	3	171112G2_3	Standard	12.500	4.59	8656.557	8656.557	12.500	bd	12.500	0.0
4	4	171112G2_4	Standard	12.500	4.59	8115.249	8115.249	12.500	bb	12.500	0.0
5	5	171112G2_5	Standard	12.500	4.59	8446.299	8446.299	12.500	bb	12.500	0.0
6	6	171112G2_6	Standard	12.500	4.59	8326.986	8326.986	12.500	bd	12.500	0.0
7	7	171112G2_7	Standard	12.500	4.58	8448.508	8448.508	12.500	bb	12.500	0.0
8	8	171112G2_8	Standard	12.500	4.58	7626.754	7626.754	12.500	bb	12.500	0.0
9	9	171112G2_9	Standard	12.500	4.58	6093.047	6093.047	12.500	bb	12.500	0.0

Dataset: U:\G1.PRO\Results\2017\171112G2\171112G2-CRV.qld

Last Altered: Tuesday, November 14, 2017 08:20:07 Pacific Standard Time
Printed: Tuesday, November 14, 2017 08:37:38 Pacific Standard Time

Compound name: 13C9-PFNA
Response Factor: 1
RRF SD: 0, Relative SD: 0
Response type: Internal Std (Ref 25), Area * (IS Conc. / IS Area)
Curve type: RF

	#	Name	Type	Std. Conc	RT	Area	IS Area	Response	Prima...	Conc.	%Dev
1	1	171112G2_1	Standard	12.500	4.91	11320.535	11320.535	12.500	bb	12.500	0.0
2	2	171112G2_2	Standard	12.500	4.91	10843.365	10843.365	12.500	bb	12.500	0.0
3	3	171112G2_3	Standard	12.500	4.91	10845.445	10845.445	12.500	bb	12.500	0.0
4	4	171112G2_4	Standard	12.500	4.91	11580.385	11580.385	12.500	bd	12.500	0.0
5	5	171112G2_5	Standard	12.500	4.91	10603.268	10603.268	12.500	bb	12.500	0.0
6	6	171112G2_6	Standard	12.500	4.91	10963.263	10963.263	12.500	bb	12.500	0.0
7	7	171112G2_7	Standard	12.500	4.91	10977.011	10977.011	12.500	bb	12.500	0.0
8	8	171112G2_8	Standard	12.500	4.91	10670.566	10670.566	12.500	bd	12.500	0.0
9	9	171112G2_9	Standard	12.500	4.91	8850.358	8850.358	12.500	bd	12.500	0.0

Compound name: 13C4-PFOS
Response Factor: 1
RRF SD: 0, Relative SD: 0
Response type: Internal Std (Ref 26), Area * (IS Conc. / IS Area)
Curve type: RF

	#	Name	Type	Std. Conc	RT	Area	IS Area	Response	Prima...	Conc.	%Dev
1	1	171112G2_1	Standard	12.500	4.97	10840.323	10840.323	12.500	bb	12.500	0.0
2	2	171112G2_2	Standard	12.500	4.96	9380.978	9380.978	12.500	bb	12.500	0.0
3	3	171112G2_3	Standard	12.500	4.96	8972.774	8972.774	12.500	bb	12.500	0.0
4	4	171112G2_4	Standard	12.500	4.96	9220.708	9220.708	12.500	bd	12.500	0.0
5	5	171112G2_5	Standard	12.500	4.96	9443.886	9443.886	12.500	bb	12.500	0.0
6	6	171112G2_6	Standard	12.500	4.97	9963.834	9963.834	12.500	bb	12.500	0.0
7	7	171112G2_7	Standard	12.500	4.97	9434.537	9434.537	12.500	bd	12.500	0.0
8	8	171112G2_8	Standard	12.500	4.96	9610.105	9610.105	12.500	bb	12.500	0.0
9	9	171112G2_9	Standard	12.500	4.96	9137.136	9137.136	12.500	bb	12.500	0.0

Dataset: U:\G1.PRO\Results\2017\171112G2\171112G2-CRV.qld

Last Altered: Tuesday, November 14, 2017 08:20:07 Pacific Standard Time
Printed: Tuesday, November 14, 2017 08:37:38 Pacific Standard Time

Compound name: 13C6-PFDA
Response Factor: 1
RRF SD: 3.92523e-017, Relative SD: 3.92523e-015
Response type: Internal Std (Ref 27), Area * (IS Conc. / IS Area)
Curve type: RF

	#	Name	Type	Std. Conc	RT	Area	IS Area	Response	Prima...	Conc.	%Dev
1	1	171112G2_1	Standard	12.500	5.20	9171.370	9171.370	12.500	bb	12.500	0.0
2	2	171112G2_2	Standard	12.500	5.19	8798.416	8798.416	12.500	bb	12.500	0.0
3	3	171112G2_3	Standard	12.500	5.19	9137.947	9137.947	12.500	bd	12.500	0.0
4	4	171112G2_4	Standard	12.500	5.19	9024.493	9024.493	12.500	bb	12.500	0.0
5	5	171112G2_5	Standard	12.500	5.19	8915.585	8915.585	12.500	bb	12.500	0.0
6	6	171112G2_6	Standard	12.500	5.20	9901.855	9901.855	12.500	bb	12.500	0.0
7	7	171112G2_7	Standard	12.500	5.19	9833.078	9833.078	12.500	bb	12.500	0.0
8	8	171112G2_8	Standard	12.500	5.19	9253.072	9253.072	12.500	bb	12.500	0.0
9	9	171112G2_9	Standard	12.500	5.19	9681.228	9681.228	12.500	bb	12.500	0.0

Vista Analytical Laboratory

Dataset: Untitled

Last Altered: Tuesday, November 14, 2017 08:53:20 Pacific Standard Time
Printed: Tuesday, November 14, 2017 08:54:05 Pacific Standard Time

Method: U:\G1.PRO\MethDB\PFAS_A_171112.mdb 13 Nov 2017 14:39:35
Calibration: U:\G1.PRO\CurveDB\C18_VAL-PFC_Q1_11-12-17_L10_NEW.cdb 14 Nov 2017 08:51:37

Compound name: PFBA

	Name	ID	Acq.Date	Acq.Time
1	171112G2_1	ST171112G2-1 PFC CS-2 17K0830	12-Nov-17	17:52:14
2	171112G2_2	ST171112G2-2 PFC CS-1 17K0831	12-Nov-17	18:04:45
3	171112G2_3	ST171112G2-3 PFC CS0 17K0832	12-Nov-17	18:17:21
4	171112G2_4	ST171112G2-4 PFC CS1 17K0838	12-Nov-17	18:29:56
5	171112G2_5	ST171112G2-5 PFC CS2 17K0833	12-Nov-17	18:42:28
6	171112G2_6	ST171112G2-6 PFC CS3 17K0834	12-Nov-17	18:55:01
7	171112G2_7	ST171112G2-7 PFC CS4 17K0835	12-Nov-17	19:07:34
8	171112G2_8	ST171112G2-8 PFC CS5 17K0836	12-Nov-17	19:20:09
9	171112G2_9	ST171112G2-9 PFC CS6 17K1002	12-Nov-17	19:32:41
10	171112G2_10	IPA	12-Nov-17	19:45:14
11	171112G2_11	ICV171112G2-1 PFC ICV 17K0837	12-Nov-17	19:57:47

Vista Analytical Laboratory Q1

Dataset: U:\G1.PRO\Results\2017\171112G2\171112G2-CRV.qld

Last Altered: Tuesday, November 14, 2017 08:39:53 Pacific Standard Time
Printed: Tuesday, November 14, 2017 08:43:02 Pacific Standard Time

Method: U:\G1.PRO\MethDB\PFAS_A_171112.mdb 13 Nov 2017 14:39:35
Calibration: U:\G1.PRO\CurveDB\C18_VAL-PFC_Q1_11-12-17_L9_NEW.cdb 14 Nov 2017 08:39:53

Compound name: PFBA
Correlation coefficient: r = 0.999969, r^2 = 0.999938
Calibration curve: 0.57082 * x + 0.0392888
Response type: Internal Std (Ref 11), Area * (IS Conc. / IS Area)
Curve type: Linear, Origin: Exclude, Weighting: 1/x, Axis trans: None

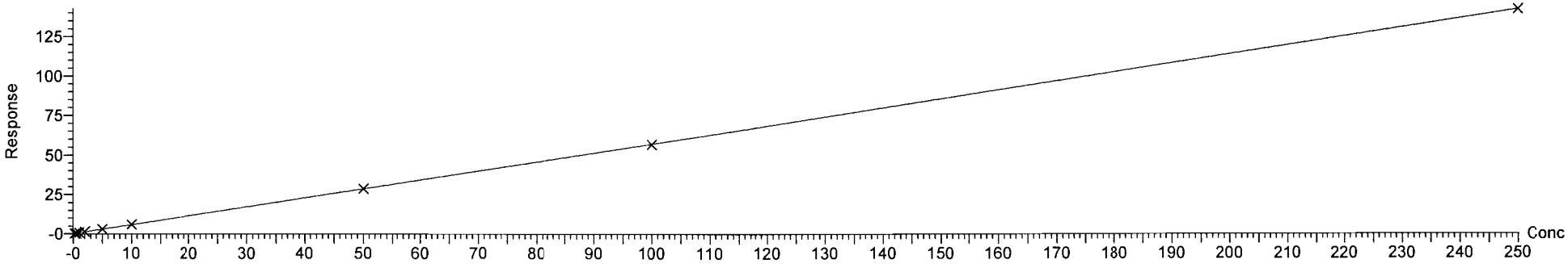

Compound name: PFPeA
Correlation coefficient: r = 0.999456, r^2 = 0.998913
Calibration curve: 1.04601 * x + 0.107386
Response type: Internal Std (Ref 13), Area * (IS Conc. / IS Area)
Curve type: Linear, Origin: Exclude, Weighting: 1/x, Axis trans: None

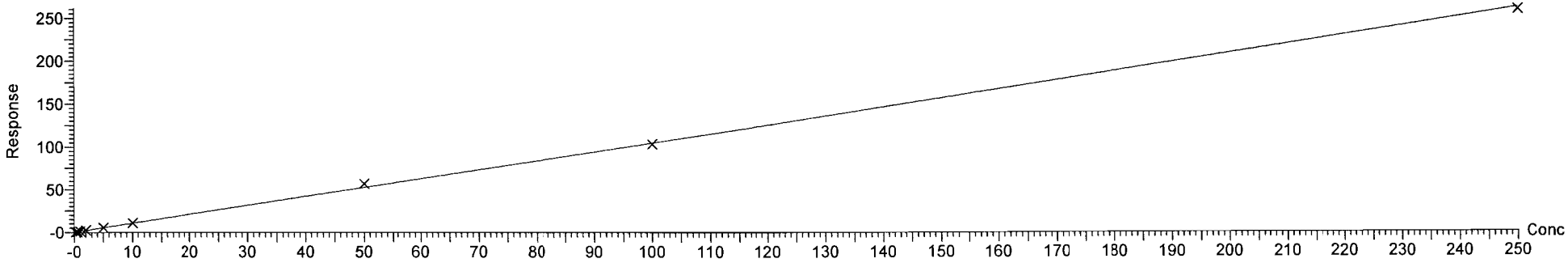

Vista Analytical Laboratory Q1

Dataset: U:\G1.PRO\Results\2017\171112G2\171112G2-CRV.qld

Last Altered: Tuesday, November 14, 2017 08:39:53 Pacific Standard Time
Printed: Tuesday, November 14, 2017 08:40:38 Pacific Standard Time

Method: U:\G1.PRO\MethDB\PFAS_A_171112.mdb 13 Nov 2017 14:39:35
Calibration: 14 Nov 2017 08:39:53

Compound name: PFBS
Correlation coefficient: r = 0.999388, r^2 = 0.998777
Calibration curve: 1.65894 * x + 0.106105
Response type: Internal Std (Ref 12), Area * (IS Conc. / IS Area)
Curve type: Linear, Origin: Include, Weighting: 1/x, Axis trans: None

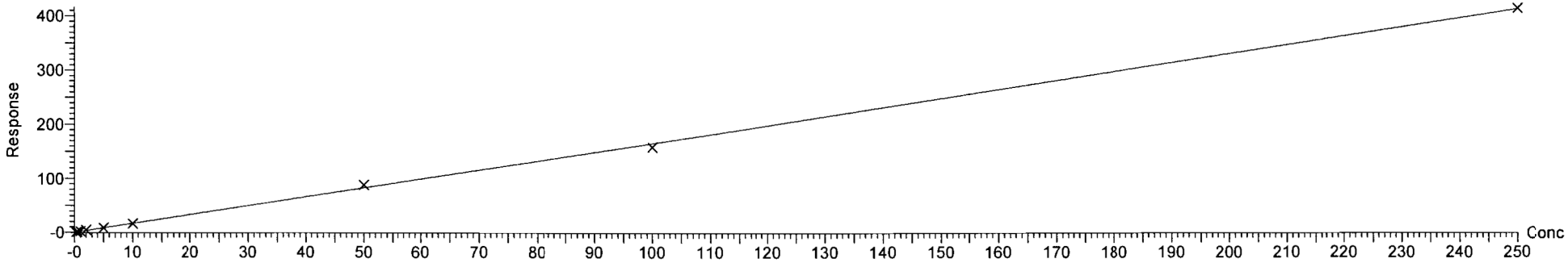

Compound name: PFHxA
Correlation coefficient: r = 0.999018, r^2 = 0.998038
Calibration curve: 0.609691 * x + 0.0856687
Response type: Internal Std (Ref 14), Area * (IS Conc. / IS Area)
Curve type: Linear, Origin: Include, Weighting: 1/x, Axis trans: None

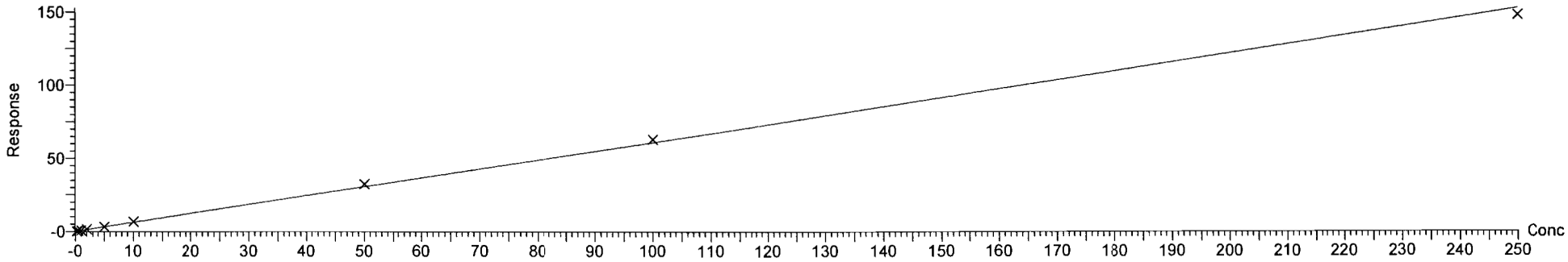

Dataset: U:\G1.PRO\Results\2017\171112G2\171112G2-CRV.qld

Last Altered: Tuesday, November 14, 2017 08:20:07 Pacific Standard Time
Printed: Tuesday, November 14, 2017 08:37:38 Pacific Standard Time

Compound name: PFHpA
Correlation coefficient: r = 0.999439, r^2 = 0.998878
Calibration curve: 2.01869 * x + 0.215565
Response type: Internal Std (Ref 15), Area * (IS Conc. / IS Area)
Curve type: Linear, Origin: Exclude, Weighting: 1/x, Axis trans: None

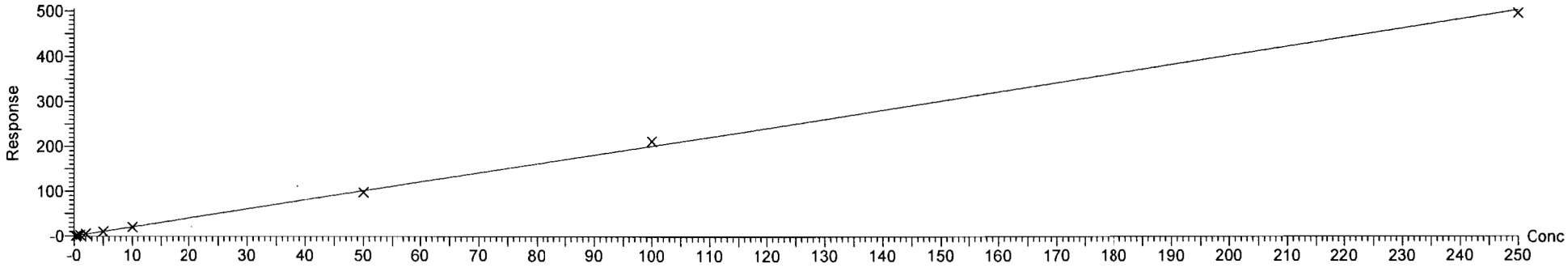

Compound name: PFHxS
Correlation coefficient: r = 0.999934, r^2 = 0.999867
Calibration curve: 1.7917 * x + 0.113226
Response type: Internal Std (Ref 16), Area * (IS Conc. / IS Area)
Curve type: Linear, Origin: Exclude, Weighting: 1/x, Axis trans: None

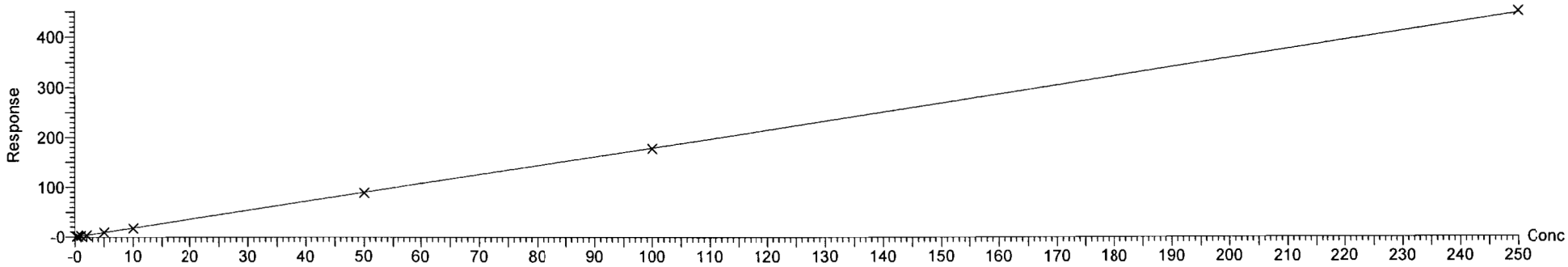

Dataset: U:\G1.PRO\Results\2017\171112G2\171112G2-CRV.qld

Last Altered: Tuesday, November 14, 2017 08:20:07 Pacific Standard Time
Printed: Tuesday, November 14, 2017 08:37:38 Pacific Standard Time

Compound name: PFOA
Correlation coefficient: r = 0.998778, r^2 = 0.997558
Calibration curve: 0.775002 * x + 0.254275
Response type: Internal Std (Ref 17), Area * (IS Conc. / IS Area)
Curve type: Linear, Origin: Exclude, Weighting: 1/x, Axis trans: None

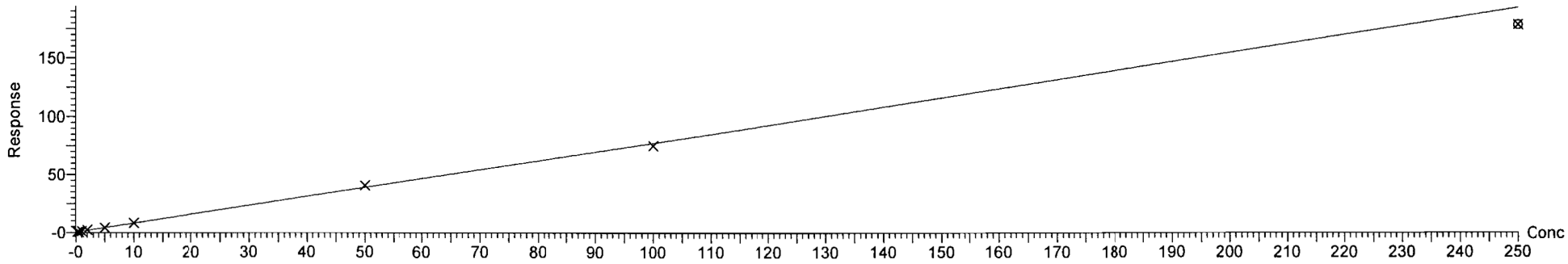

Compound name: PFNA
Correlation coefficient: r = 0.999141, r^2 = 0.998282
Calibration curve: 2.27592 * x + 0.504881
Response type: Internal Std (Ref 18), Area * (IS Conc. / IS Area)
Curve type: Linear, Origin: Exclude, Weighting: 1/x, Axis trans: None

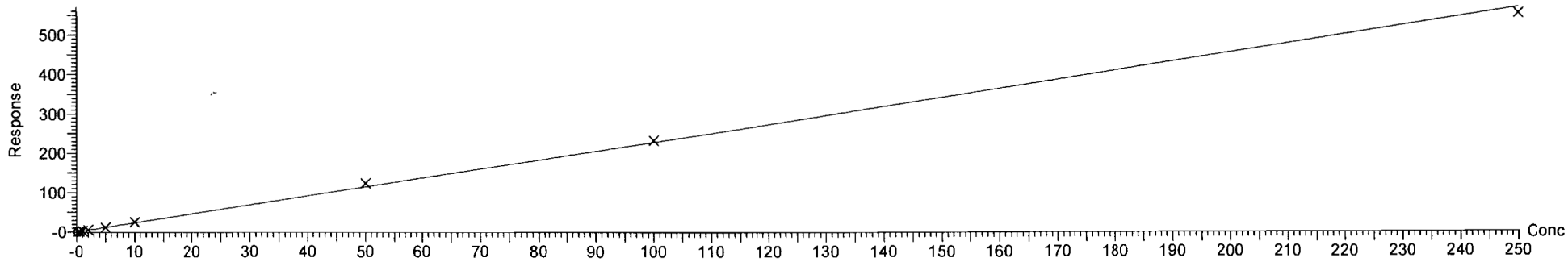

Dataset: U:\G1.PRO\Results\2017\171112G2\171112G2-CRV.qld

Last Altered: Tuesday, November 14, 2017 08:20:07 Pacific Standard Time
Printed: Tuesday, November 14, 2017 08:37:38 Pacific Standard Time

Compound name: PFOS
Correlation coefficient: r = 0.997523, r^2 = 0.995052
Calibration curve: 1.05083 * x + 0.0286459
Response type: Internal Std (Ref 20), Area * (IS Conc. / IS Area)
Curve type: Linear, Origin: Exclude, Weighting: 1/x, Axis trans: None

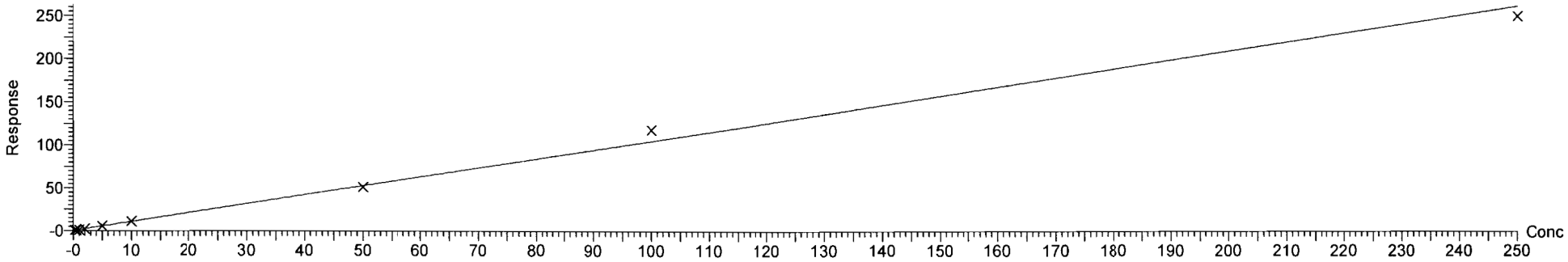

Compound name: PFDA
Correlation coefficient: r = 0.999768, r^2 = 0.999536
Calibration curve: 0.176798 * x + 0.0277369
Response type: Internal Std (Ref 19), Area * (IS Conc. / IS Area)
Curve type: Linear, Origin: Exclude, Weighting: 1/x, Axis trans: None

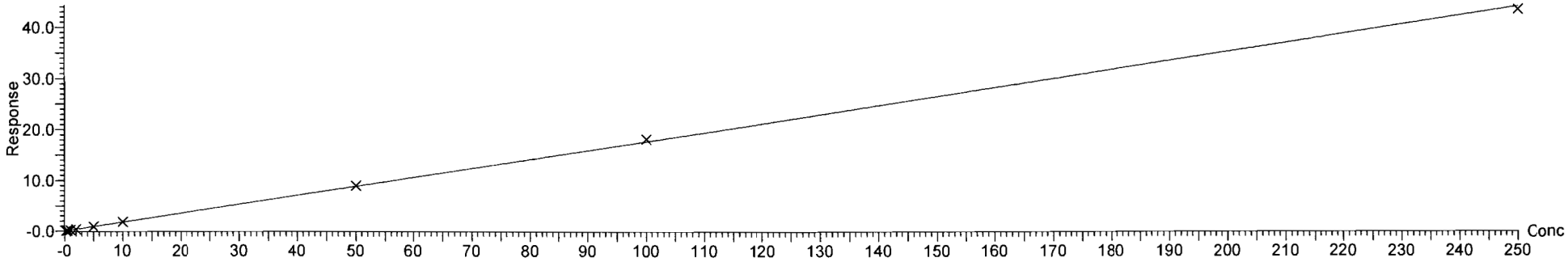

Vista Analytical Laboratory Q1

Dataset: U:\G1.PRO\Results\2017\171112G2\171112G2-CRV.qld

Last Altered: Tuesday, November 14, 2017 08:20:07 Pacific Standard Time
Printed: Tuesday, November 14, 2017 08:25:55 Pacific Standard Time

Method: U:\G1.PRO\MethDB\PFAS_A_171112.mdb 13 Nov 2017 14:39:35
Calibration: 14 Nov 2017 08:20:07

Name: 171112G2_1, Date: 12-Nov-2017, Time: 17:52:14, ID: ST171112G2-1 PFC CS-2 17K0830, Description: PFC CS-2 17K0830

PFBA

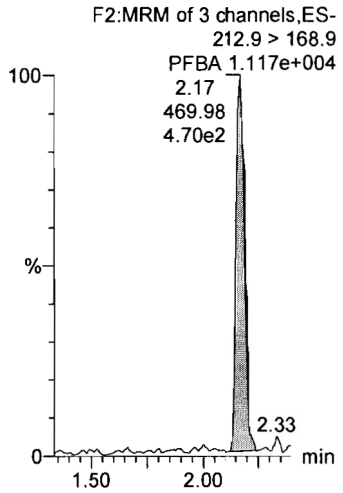

PFPeA

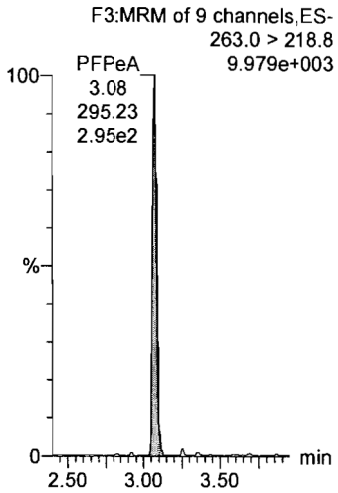

PFBS

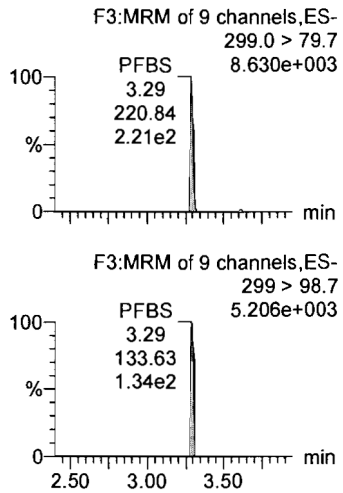

PFHxA

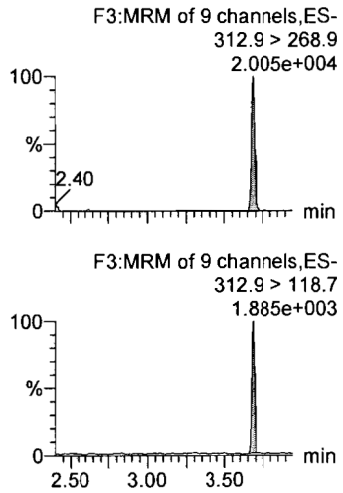

PFHpA

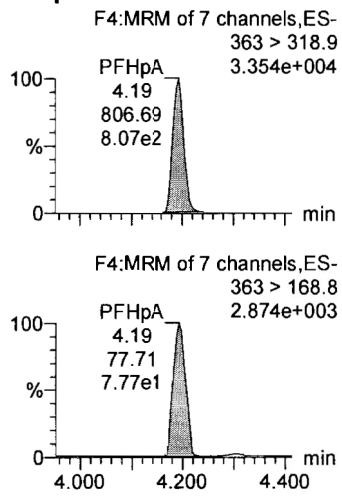

13C3-PFBA

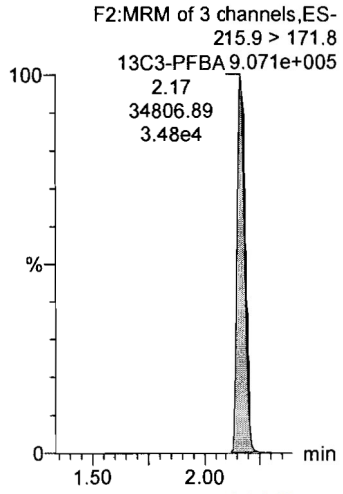

13C3-PFPeA

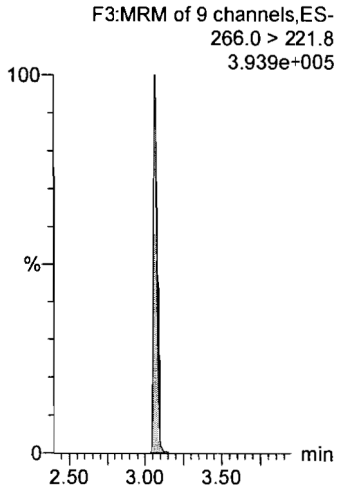

13C3-PFBS

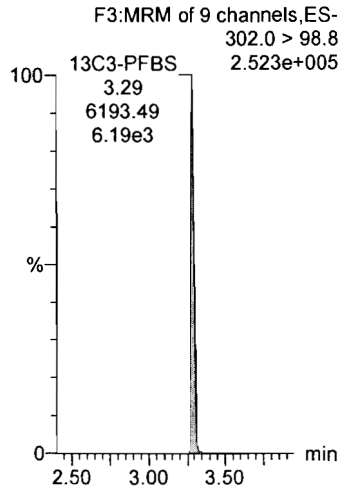

13C2-PFHxA

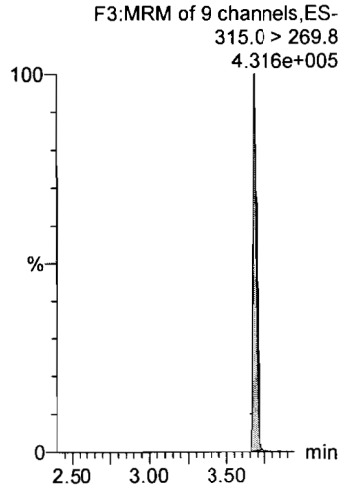

13C4-PFHpA

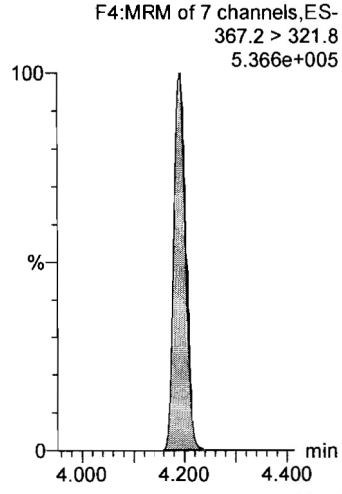

Dataset: U:\G1.PRO\Results\2017\171112G2\171112G2-CRV.qld

Last Altered: Tuesday, November 14, 2017 08:20:07 Pacific Standard Time
Printed: Tuesday, November 14, 2017 08:25:55 Pacific Standard Time

Name: 171112G2_1, Date: 12-Nov-2017, Time: 17:52:14, ID: ST171112G2-1 PFC CS-2 17K0830, Description: PFC CS-2 17K0830

PFHxS

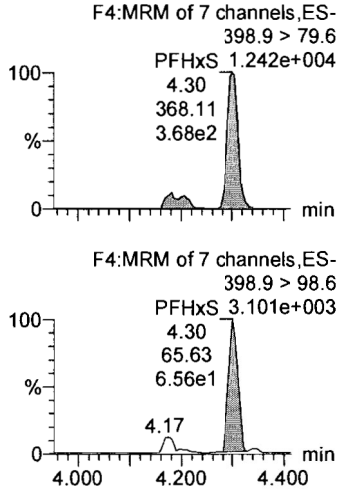

PFOA

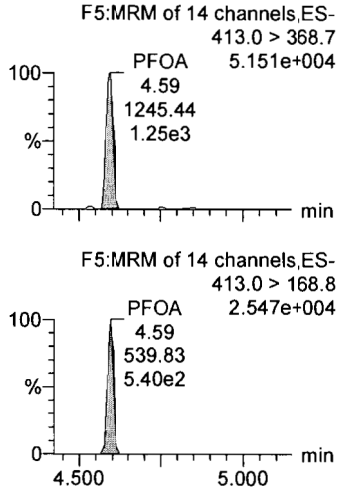

PFNA

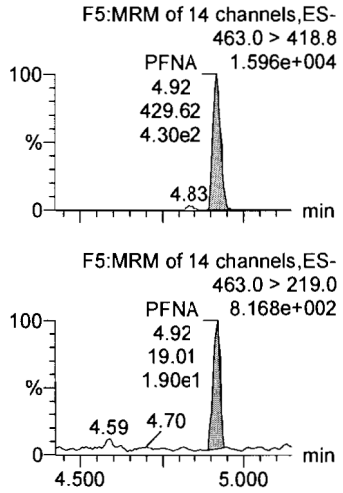

PFOS

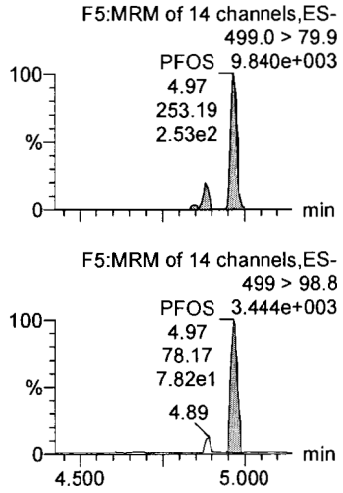

13C4-PFBA

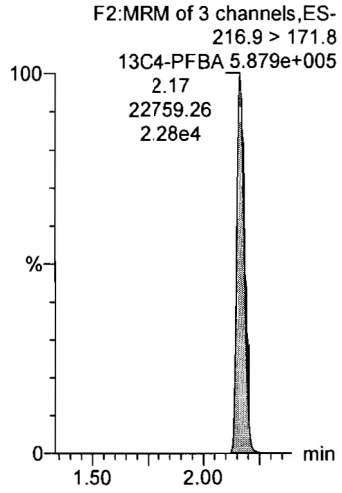

13C2-PFOA

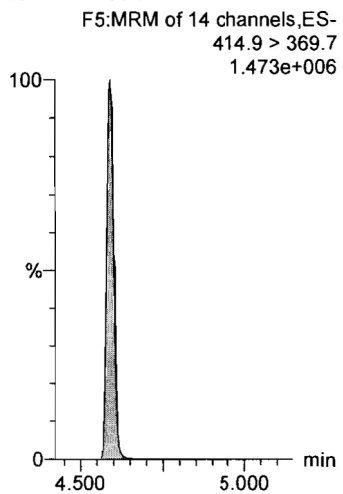

18O2-PFHxS

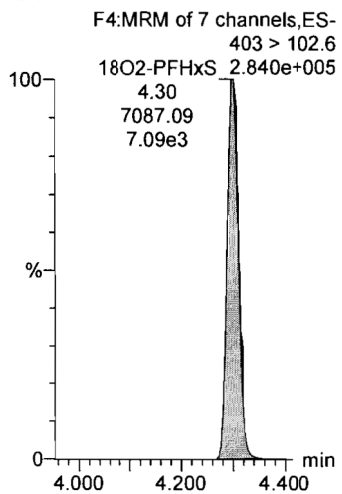

13C5-PFNA

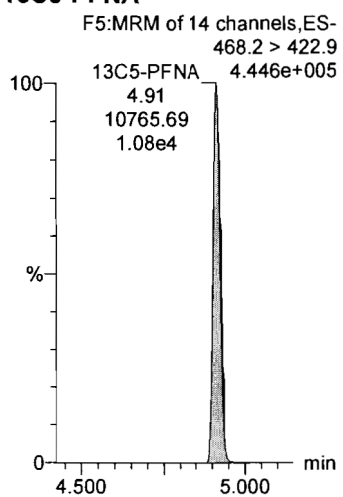

13C8-PFOS

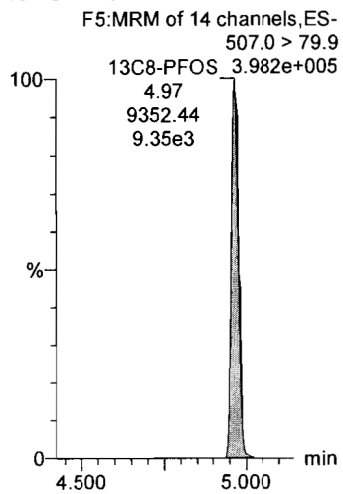

13C5-PFHxA

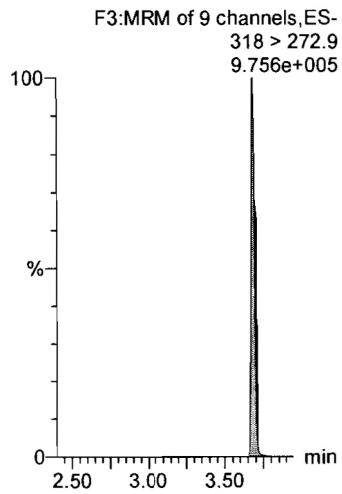

Dataset: U:\G1.PRO\Results\2017\171112G2\171112G2-CRV.qld

Last Altered: Tuesday, November 14, 2017 08:20:07 Pacific Standard Time
Printed: Tuesday, November 14, 2017 08:25:55 Pacific Standard Time

Name: 171112G2_1, Date: 12-Nov-2017, Time: 17:52:14, ID: ST171112G2-1 PFC CS-2 17K0830, Description: PFC CS-2 17K0830

13C3-PFHxS

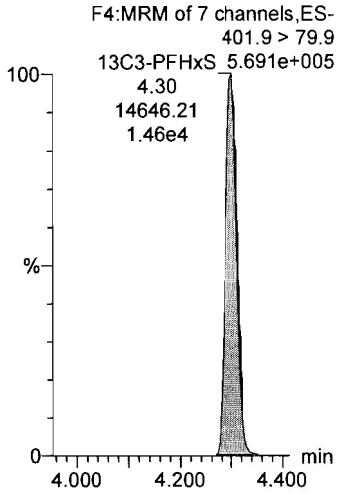

13C8-PFOA

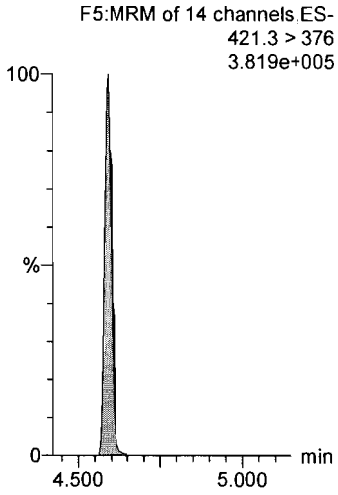

13C9-PFNA

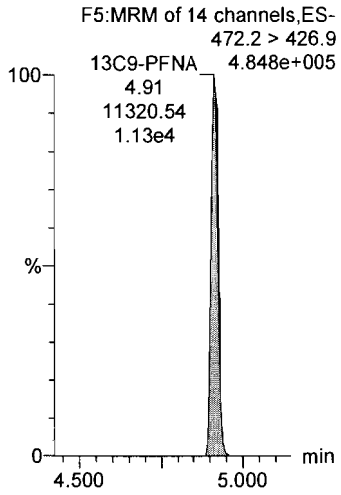

13C4-PFOS

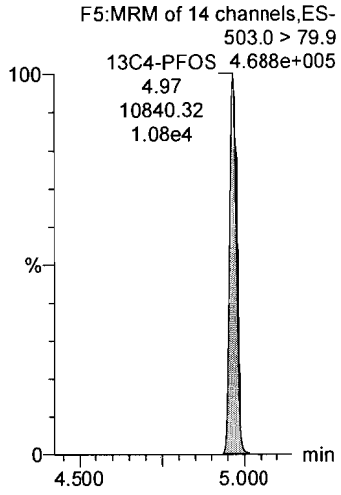

Dataset: U:\G1.PRO\Results\2017\171112G2\171112G2-CRV.qld

Last Altered: Tuesday, November 14, 2017 08:20:07 Pacific Standard Time
Printed: Tuesday, November 14, 2017 08:25:55 Pacific Standard Time

Name: 171112G2_2, Date: 12-Nov-2017, Time: 18:04:45, ID: ST171112G2-2 PFC CS-1 17K0831, Description: PFC CS-1 17K0831

PFBA

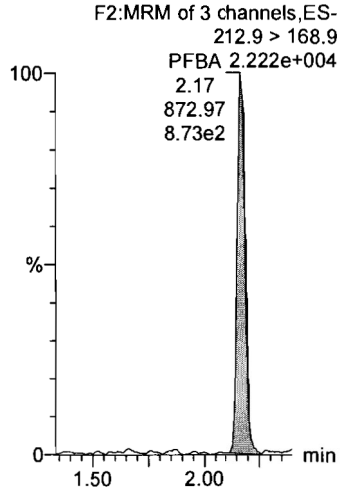

PFPeA

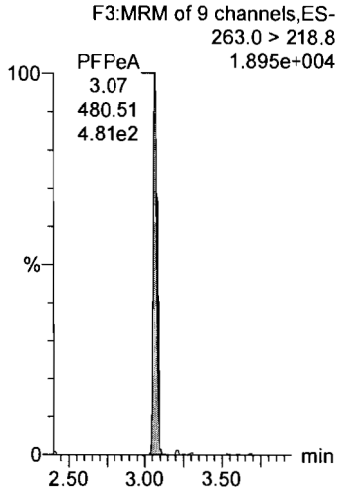

PFBS

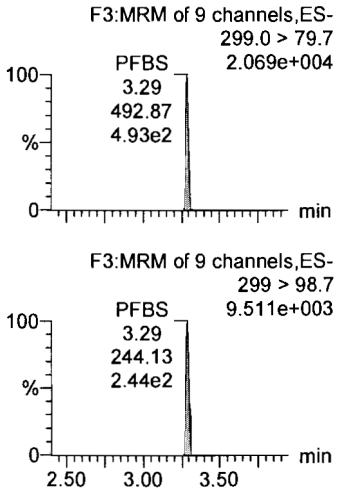

PFHxA

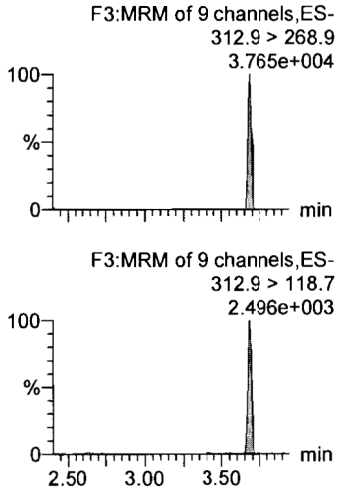

PFHpA

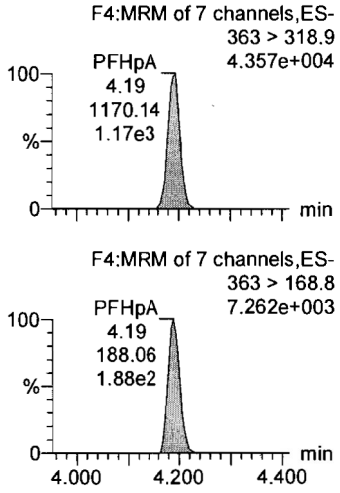

13C3-PFBA

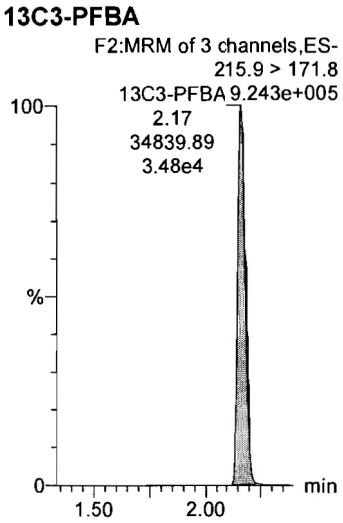

13C3-PFPeA

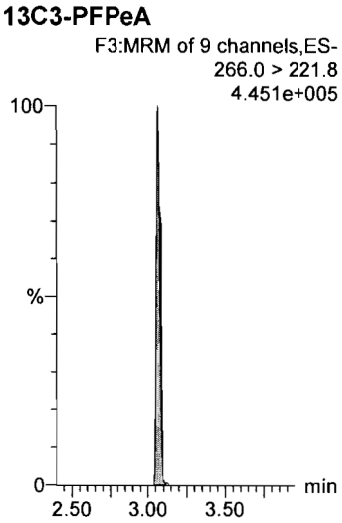

13C3-PFBS

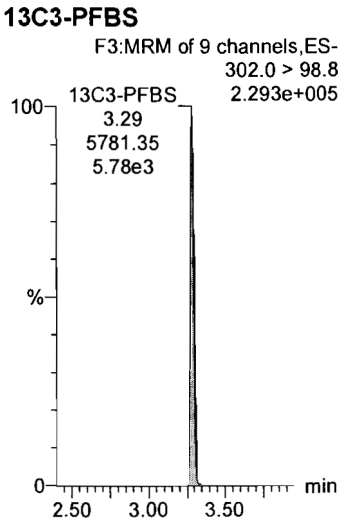

13C2-PFHxA

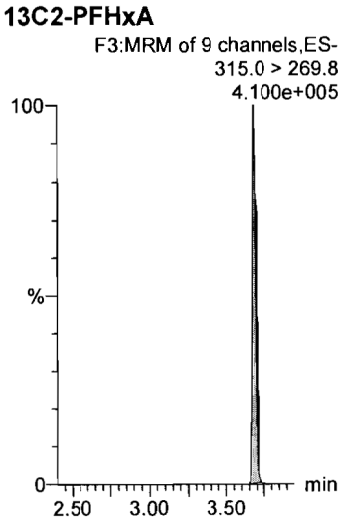

13C4-PFHpA

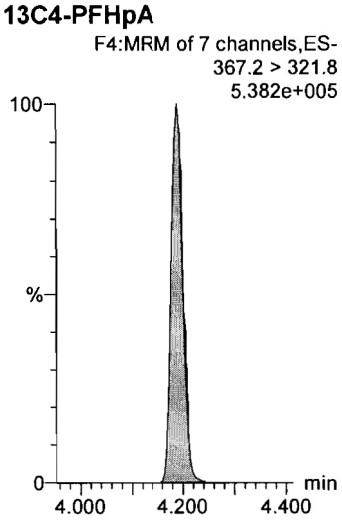

Dataset: U:\G1.PRO\Results\2017\171112G2\171112G2-CRV.qld

Last Altered: Tuesday, November 14, 2017 08:20:07 Pacific Standard Time
Printed: Tuesday, November 14, 2017 08:25:55 Pacific Standard Time

Name: 171112G2_2, Date: 12-Nov-2017, Time: 18:04:45, ID: ST171112G2-2 PFC CS-1 17K0831, Description: PFC CS-1 17K0831

PFHxS

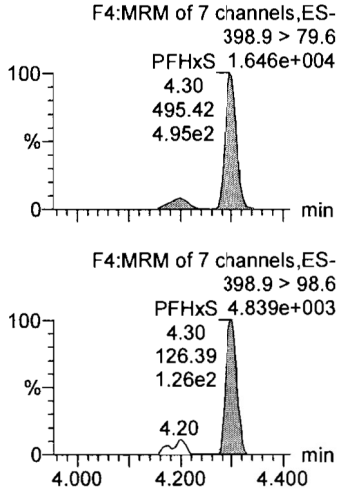

PFOA

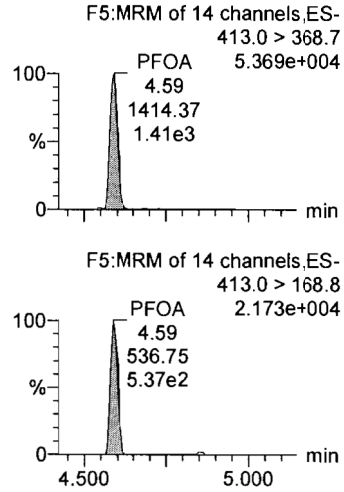

PFNA

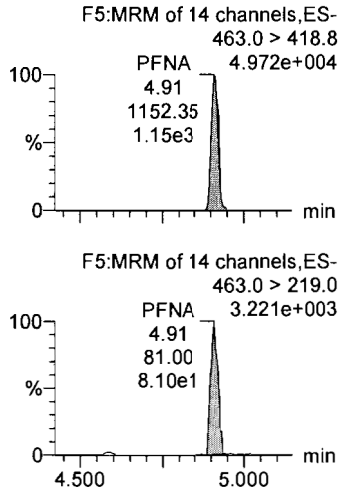

PFOS

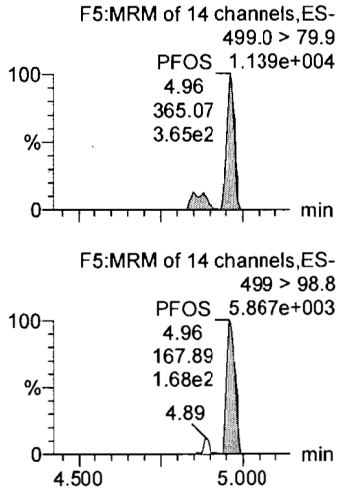

13C4-PFBA

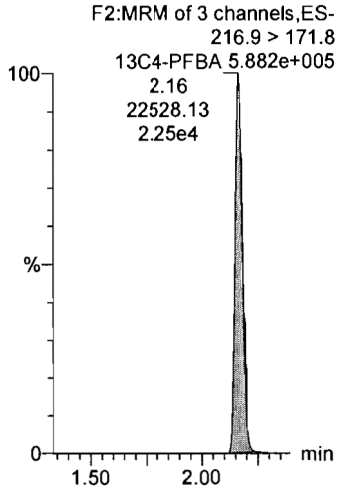

13C2-PFOA

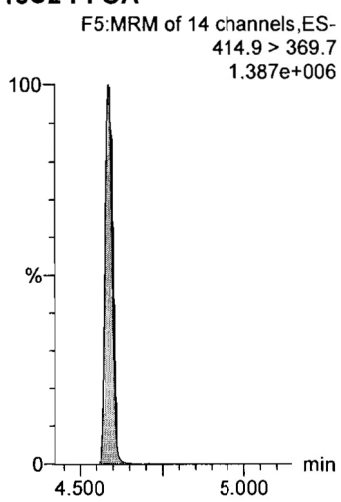

18O2-PFHxS

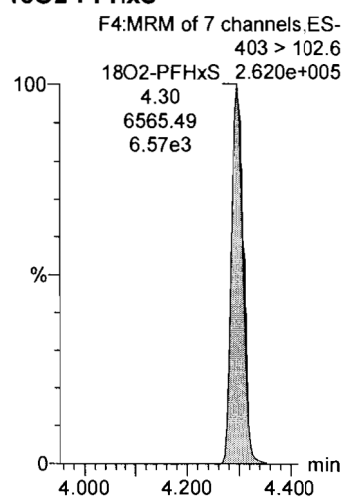

13C5-PFNA

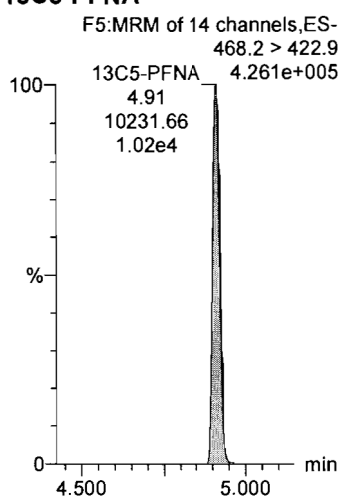

13C8-PFOS

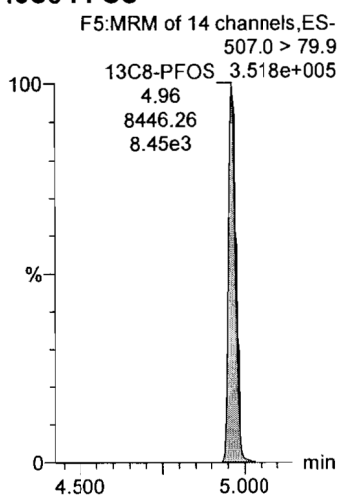

13C5-PFHxA

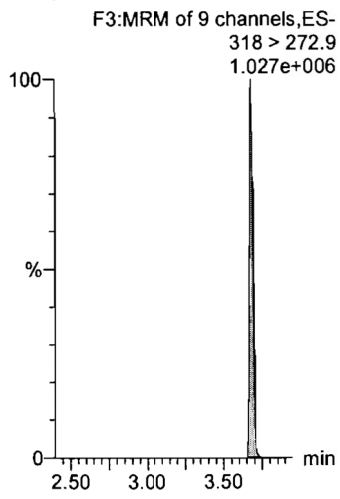

Dataset: U:\G1.PRO\Results\2017\171112G2\171112G2-CRV.qld

Last Altered: Tuesday, November 14, 2017 08:20:07 Pacific Standard Time
Printed: Tuesday, November 14, 2017 08:25:55 Pacific Standard Time

Name: 171112G2_2, Date: 12-Nov-2017, Time: 18:04:45, ID: ST171112G2-2 PFC CS-1 17K0831, Description: PFC CS-1 17K0831

13C3-PFHxS

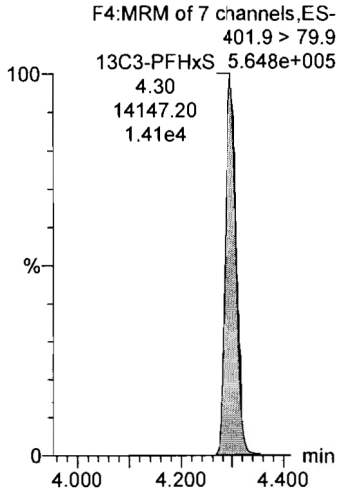

13C8-PFOA

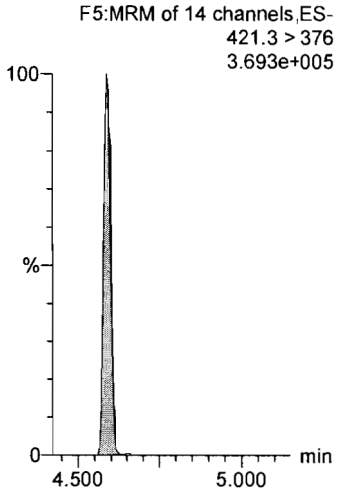

13C9-PFNA

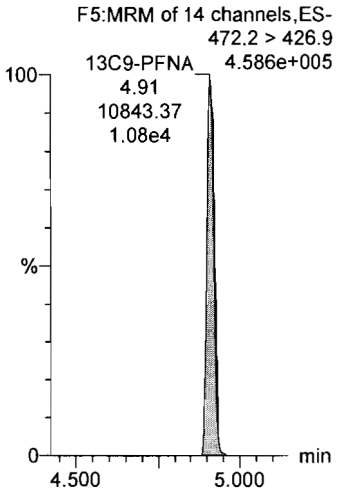

13C4-PFOS

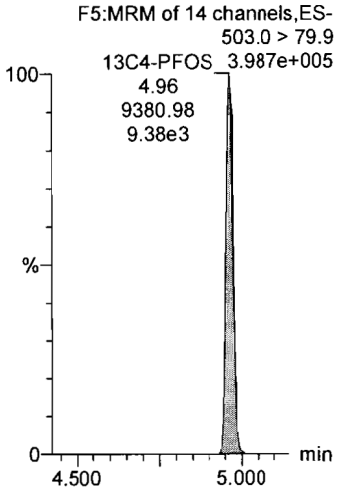

Dataset: U:\G1.PRO\Results\2017\171112G2\171112G2-CRV.qld

Last Altered: Tuesday, November 14, 2017 08:20:07 Pacific Standard Time
Printed: Tuesday, November 14, 2017 08:25:55 Pacific Standard Time

Name: 171112G2_3, Date: 12-Nov-2017, Time: 18:17:21, ID: ST171112G2-3 PFC CS0 17K0832, Description: PFC CS0 17K0832

PFBA

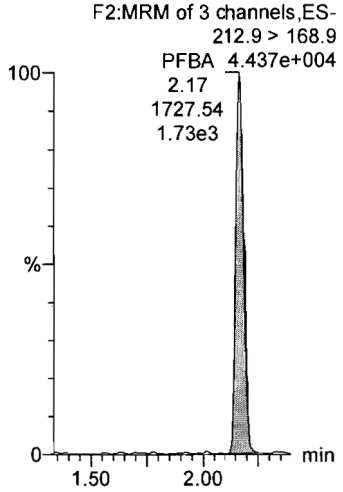

PFPeA

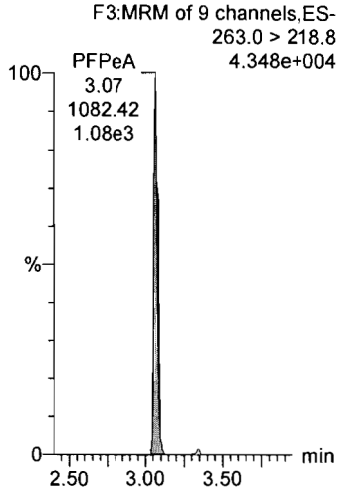

PFBS

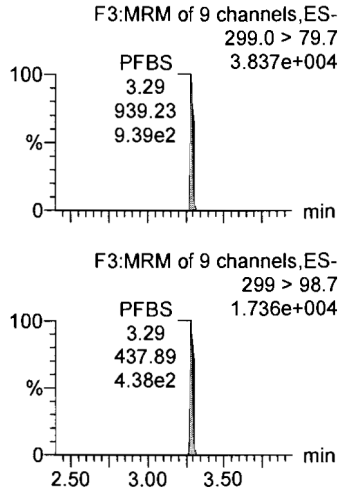

PFHxA

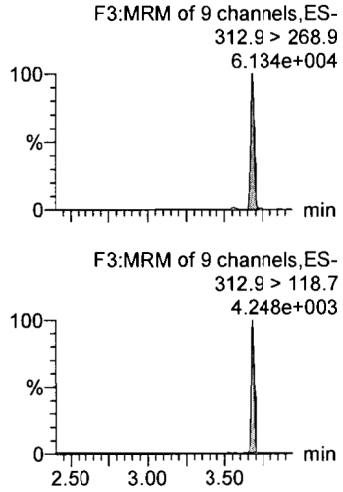

PFHpA

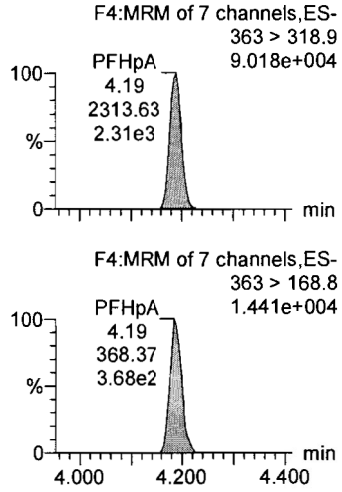

13C3-PFBA

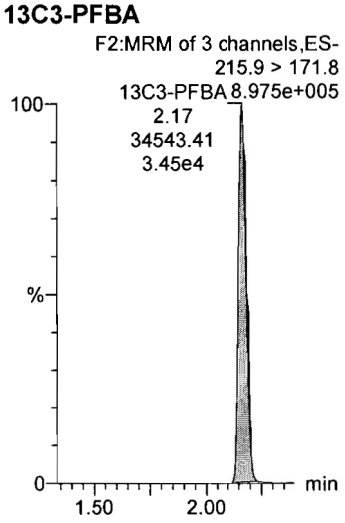

13C3-PFPeA

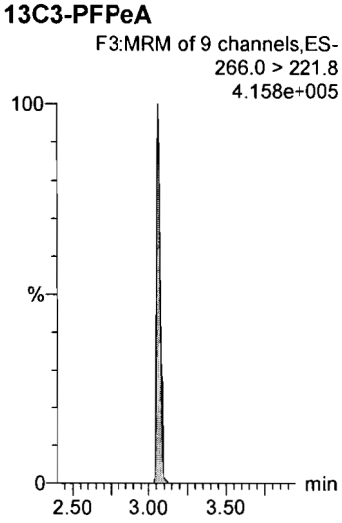

13C3-PFBS

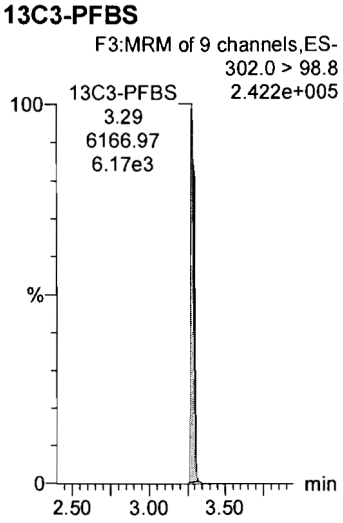

13C2-PFHxA

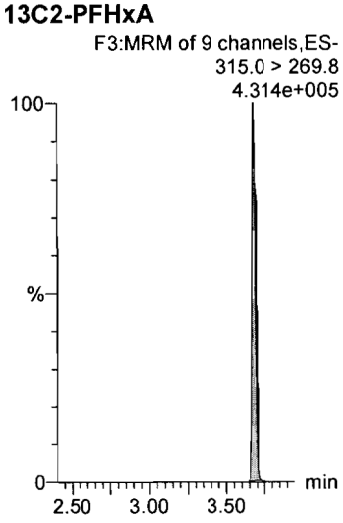

13C4-PFHpA

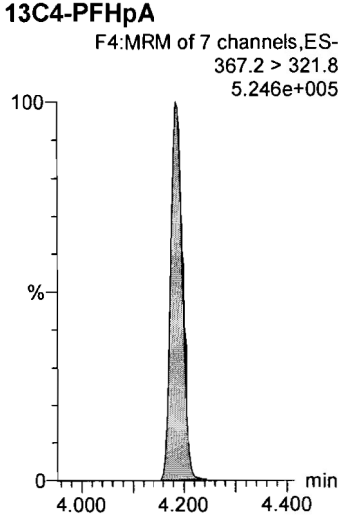

Dataset: U:\G1.PRO\Results\2017\171112G2\171112G2-CRV.qld

Last Altered: Tuesday, November 14, 2017 08:20:07 Pacific Standard Time
Printed: Tuesday, November 14, 2017 08:25:55 Pacific Standard Time

Name: 171112G2_3, Date: 12-Nov-2017, Time: 18:17:21, ID: ST171112G2-3 PFC CS0 17K0832, Description: PFC CS0 17K0832

PFHxS

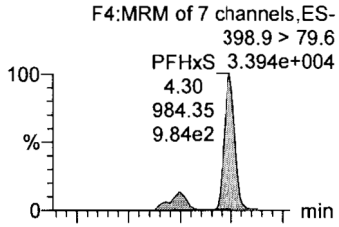

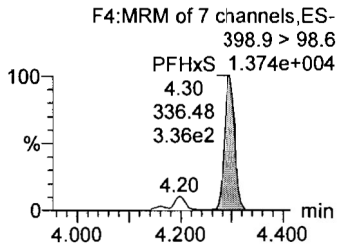

PFOA

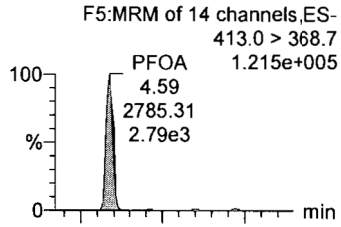

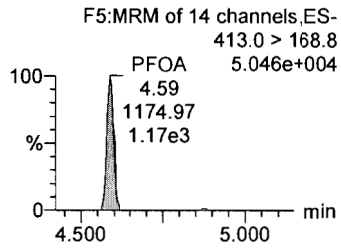

PFNA

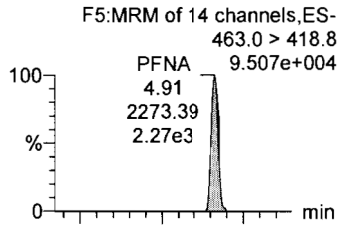

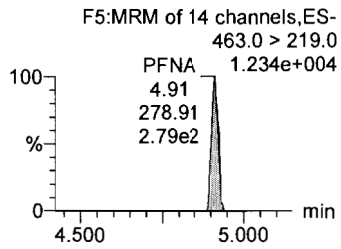

PFOS

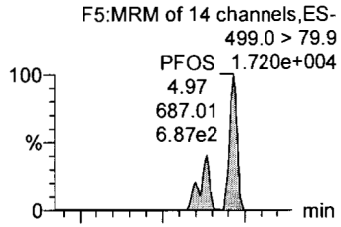

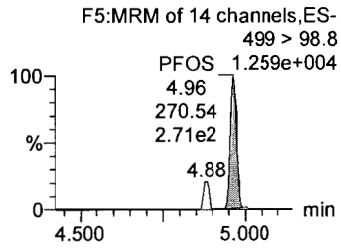

13C4-PFBA

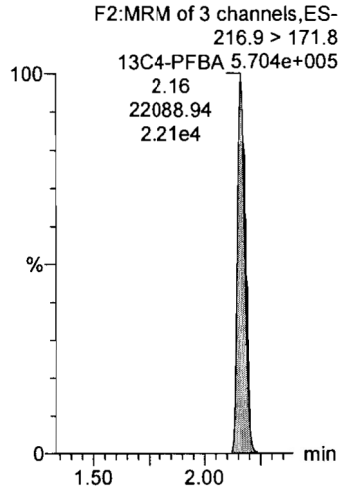

13C2-PFOA

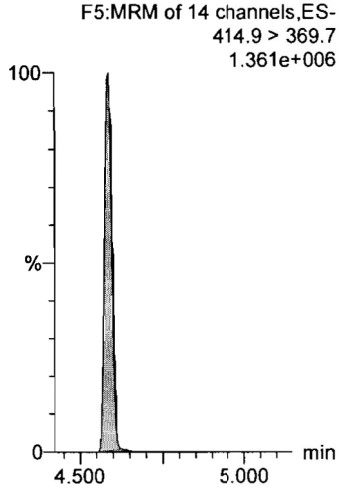

18O2-PFHxS

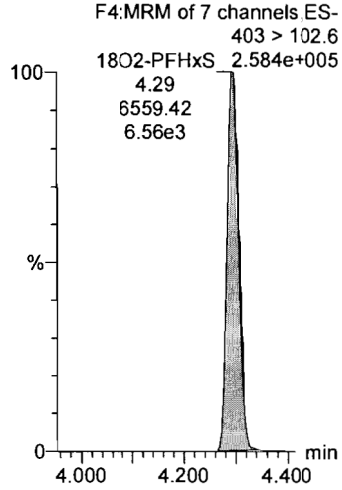

13C5-PFNA

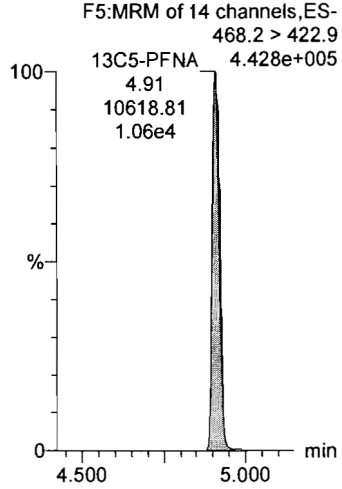

13C8-PFOS

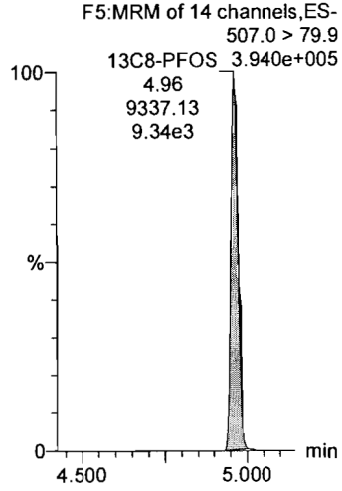

13C5-PFHxA

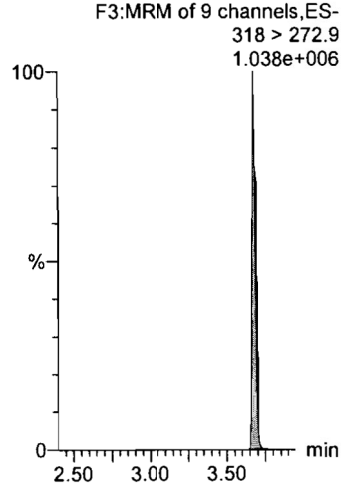

Dataset: U:\G1.PRO\Results\2017\171112G2\171112G2-CRV.qld

Last Altered: Tuesday, November 14, 2017 08:20:07 Pacific Standard Time
Printed: Tuesday, November 14, 2017 08:25:55 Pacific Standard Time

Name: 171112G2_3, Date: 12-Nov-2017, Time: 18:17:21, ID: ST171112G2-3 PFC CS0 17K0832, Description: PFC CS0 17K0832

13C3-PFHxS

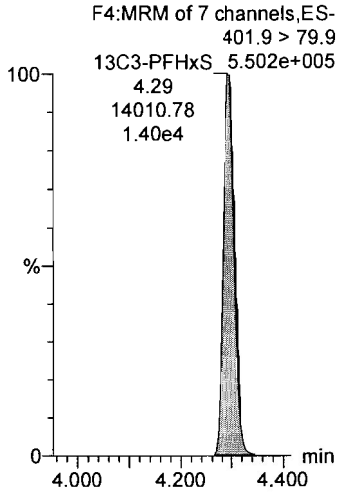

13C8-PFOA

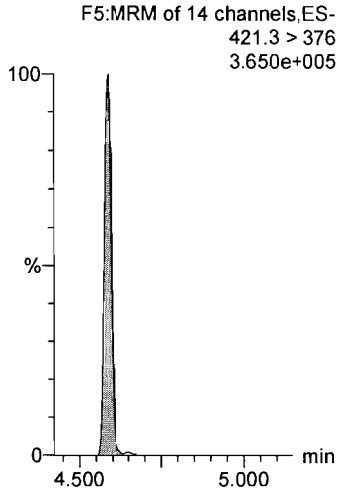

13C9-PFNA

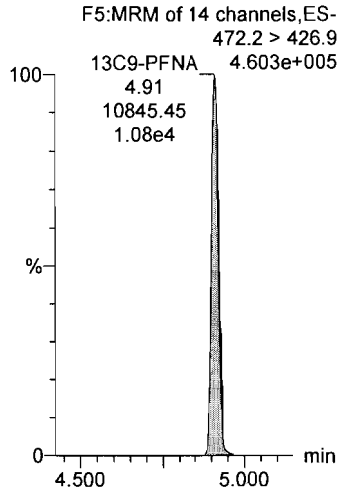

13C4-PFOS

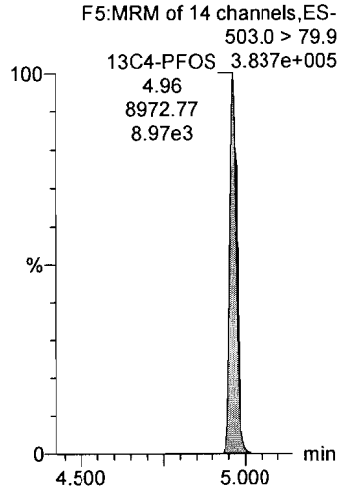

Dataset: U:\G1.PRO\Results\2017\171112G2\171112G2-CRV.qld

Last Altered: Tuesday, November 14, 2017 08:20:07 Pacific Standard Time
Printed: Tuesday, November 14, 2017 08:25:55 Pacific Standard Time

Name: 171112G2_4, Date: 12-Nov-2017, Time: 18:29:56, ID: ST171112G2-4 PFC CS1 17K0838, Description: PFC CS1 17K0838

PFBA

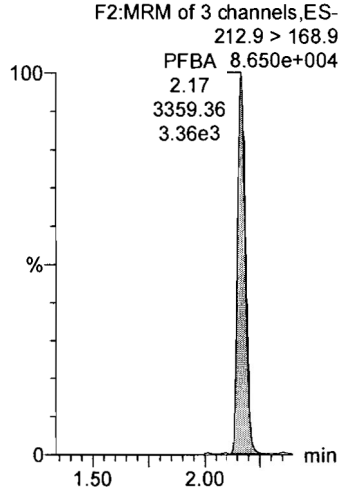

PFPeA

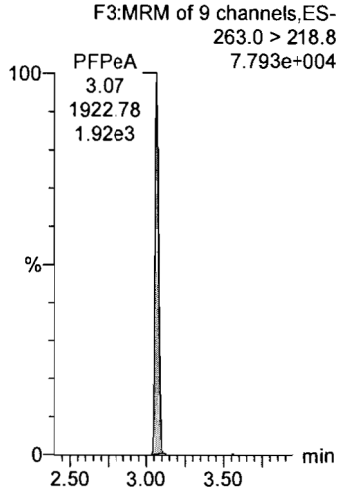

PFBS

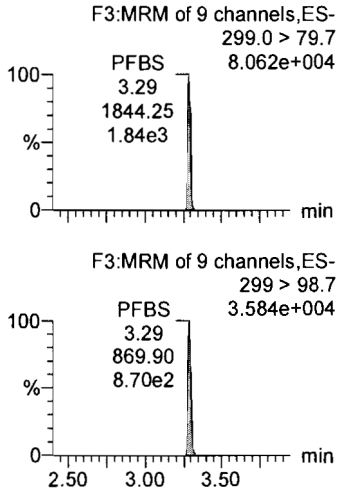

PFHxA

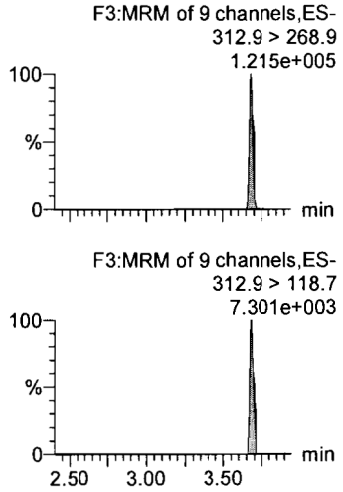

PFHpA

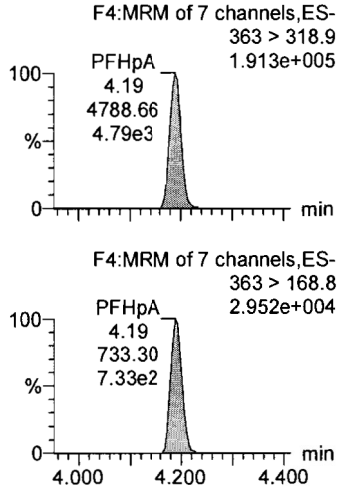

13C3-PFBA

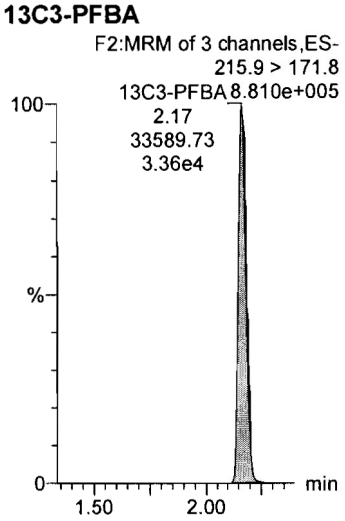

13C3-PFPeA

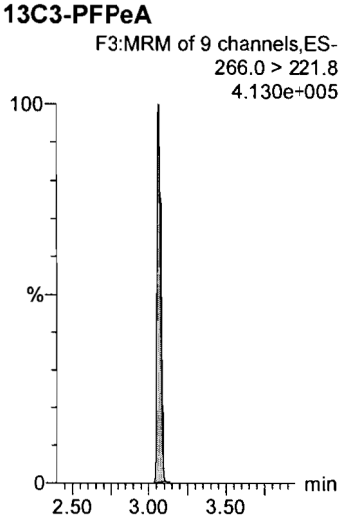

13C3-PFBS

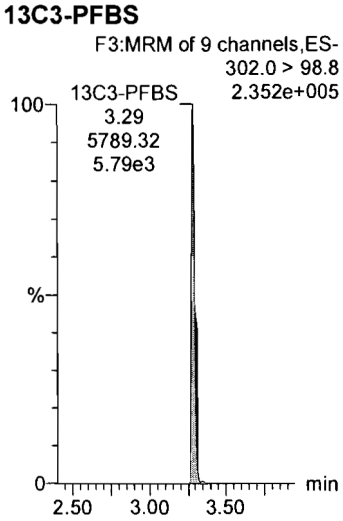

13C2-PFHxA

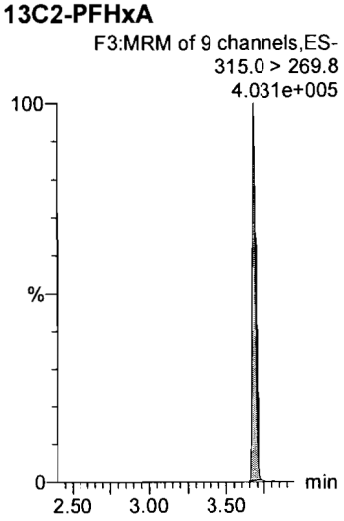

13C4-PFHpA

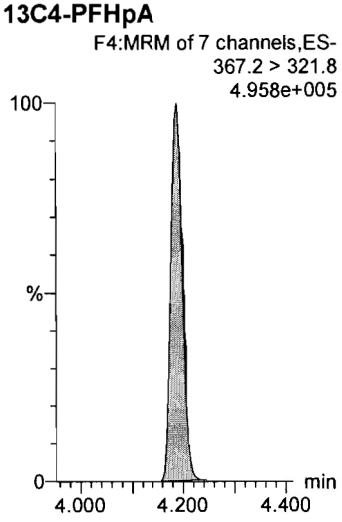

Dataset: U:\G1.PRO\Results\2017\171112G2\171112G2-CRV.qld

Last Altered: Tuesday, November 14, 2017 08:20:07 Pacific Standard Time
Printed: Tuesday, November 14, 2017 08:25:55 Pacific Standard Time

Name: 171112G2_4, Date: 12-Nov-2017, Time: 18:29:56, ID: ST171112G2-4 PFC CS1 17K0838, Description: PFC CS1 17K0838

PFHxS

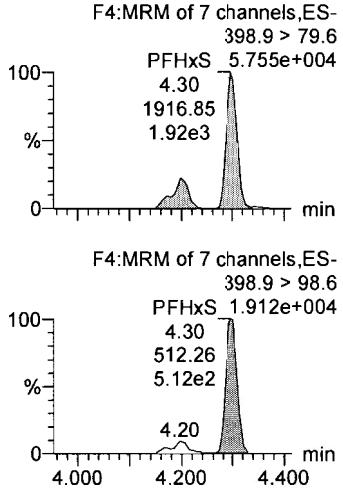

PFOA

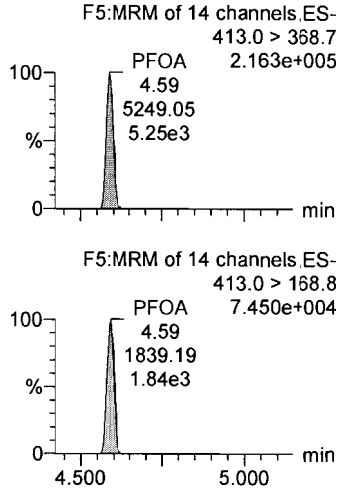

PFNA

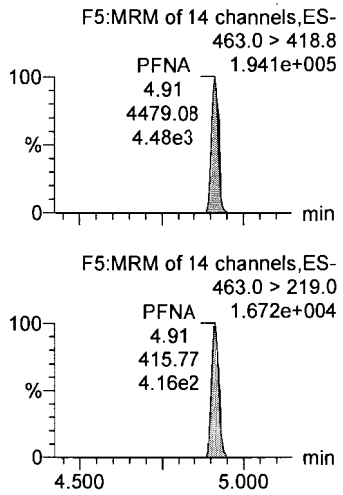

PFOS

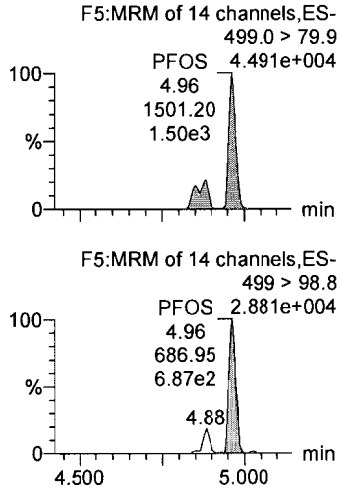

13C4-PFBA

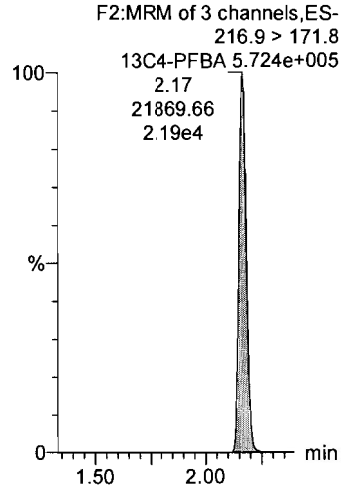

13C2-PFOA

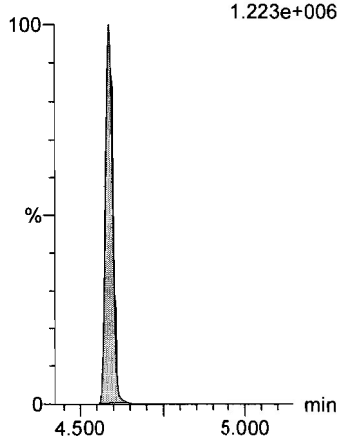

18O2-PFHxS

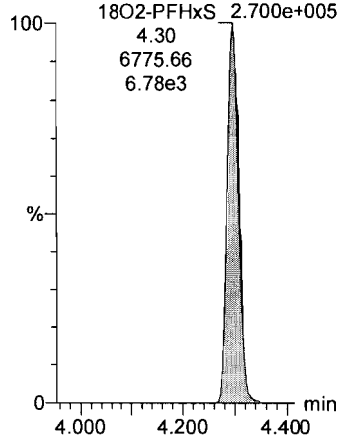

13C5-PFNA

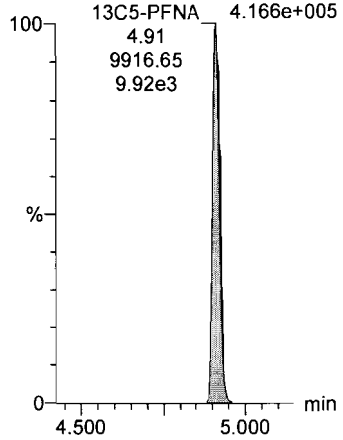

13C8-PFOS

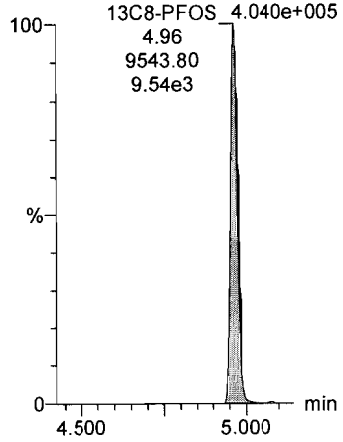

13C5-PFHxA

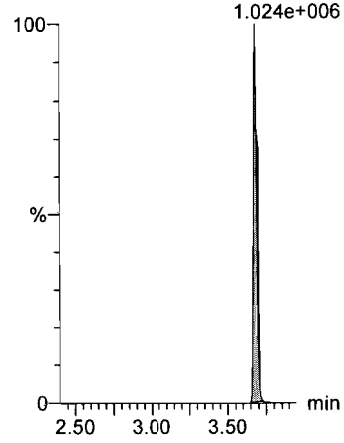

Dataset: U:\G1.PRO\Results\2017\171112G2\171112G2-CRV.qld

Last Altered: Tuesday, November 14, 2017 08:20:07 Pacific Standard Time
Printed: Tuesday, November 14, 2017 08:25:55 Pacific Standard Time

Name: 171112G2_4, Date: 12-Nov-2017, Time: 18:29:56, ID: ST171112G2-4 PFC CS1 17K0838, Description: PFC CS1 17K0838

13C3-PFHxS

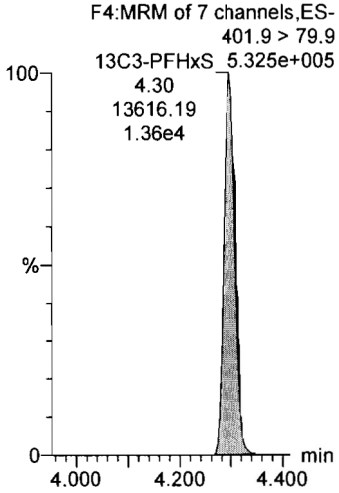

13C8-PFOA

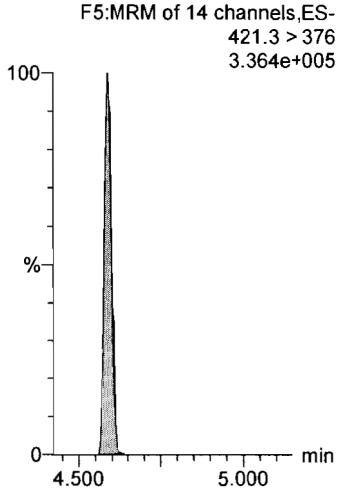

13C9-PFNA

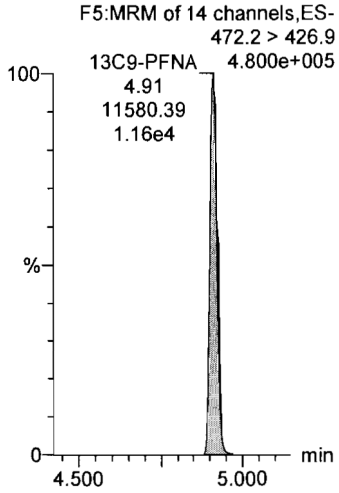

13C4-PFOS

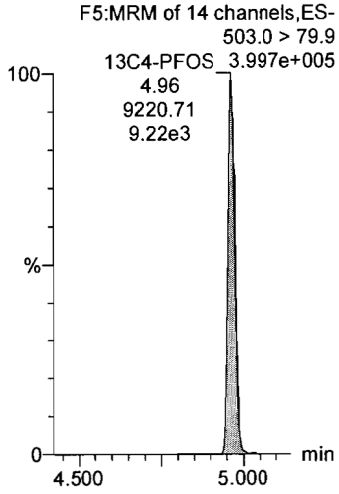

Dataset: U:\G1.PRO\Results\2017\171112G2\171112G2-CRV.qld

Last Altered: Tuesday, November 14, 2017 08:20:07 Pacific Standard Time
Printed: Tuesday, November 14, 2017 08:25:55 Pacific Standard Time

Name: 171112G2_5, Date: 12-Nov-2017, Time: 18:42:28, ID: ST171112G2-5 PFC CS2 17K0833, Description: PFC CS2 17K0833

PFBA

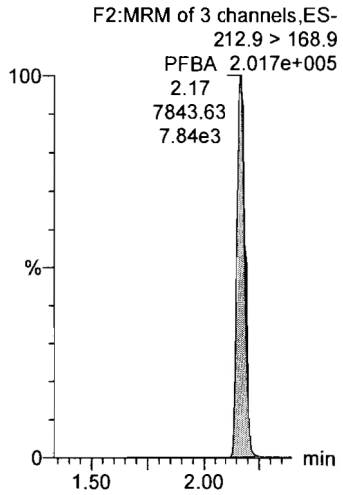

PFPeA

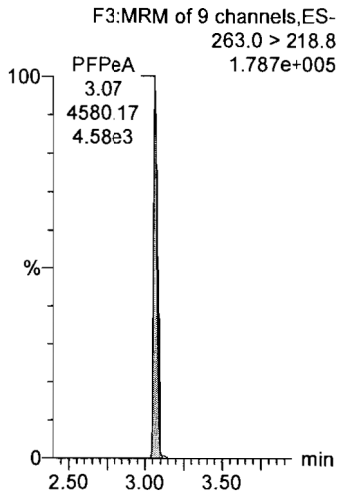

PFBS

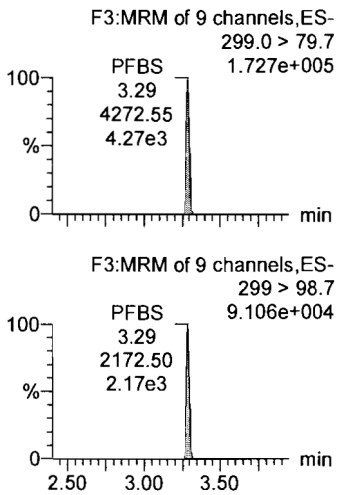

PFHxA

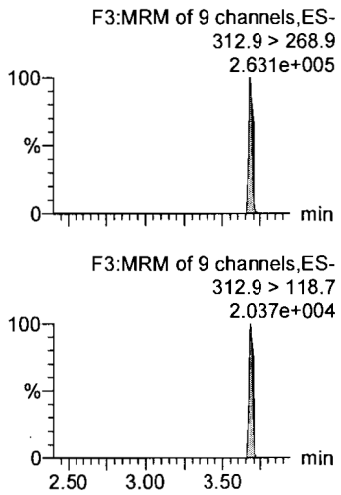

PFHpA

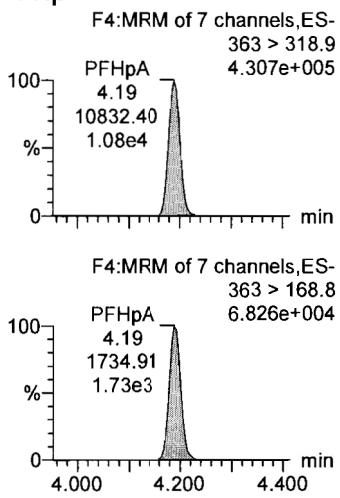

13C3-PFBA

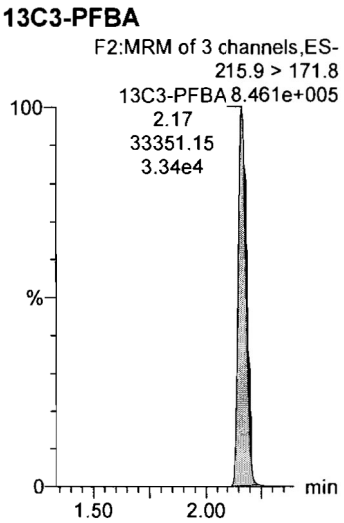

13C3-PFPeA

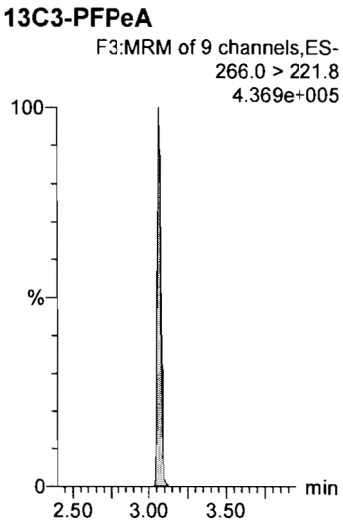

13C3-PFBS

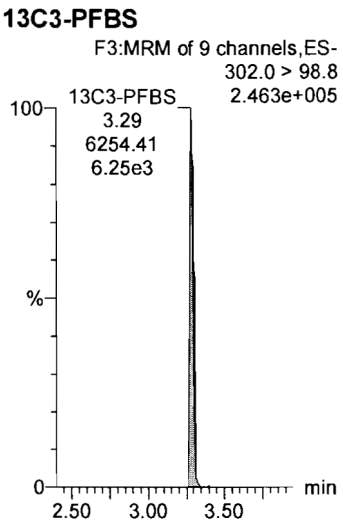

13C2-PFHxA

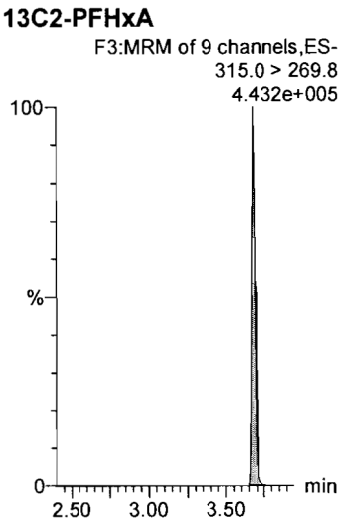

13C4-PFHpA

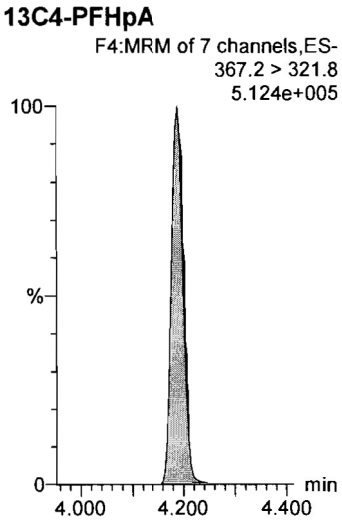

Dataset: U:\G1.PRO\Results\2017\171112G2\171112G2-CRV.qld

Last Altered: Tuesday, November 14, 2017 08:20:07 Pacific Standard Time
Printed: Tuesday, November 14, 2017 08:25:55 Pacific Standard Time

Name: 171112G2_5, Date: 12-Nov-2017, Time: 18:42:28, ID: ST171112G2-5 PFC CS2 17K0833, Description: PFC CS2 17K0833

PFHxS

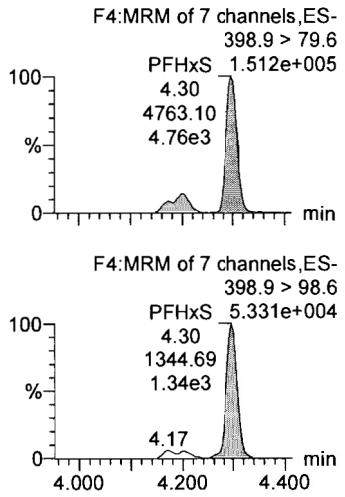

PFOA

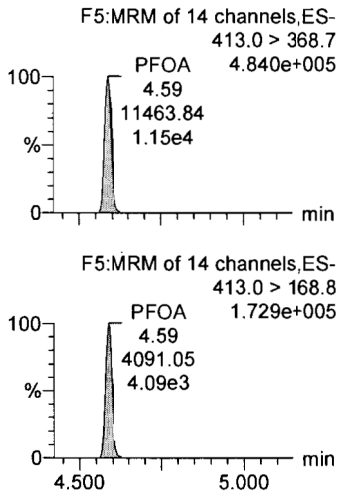

PFNA

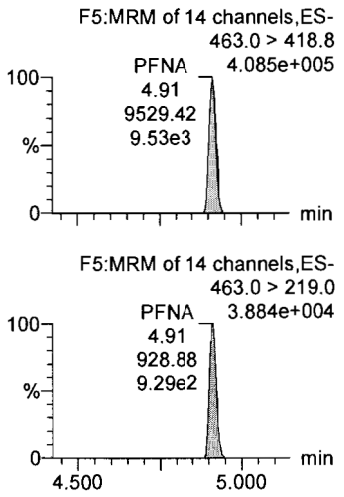

PFOS

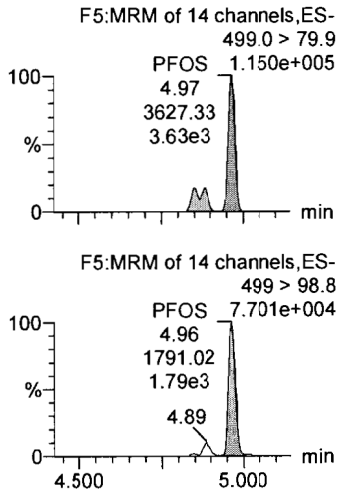

13C4-PFBA

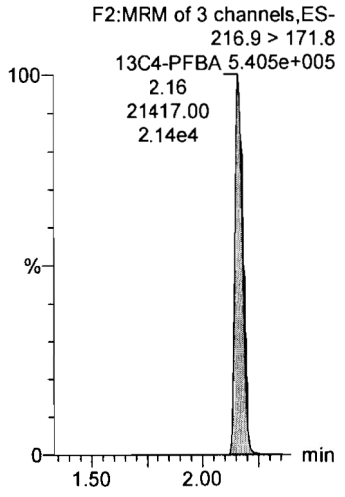

13C2-PFOA

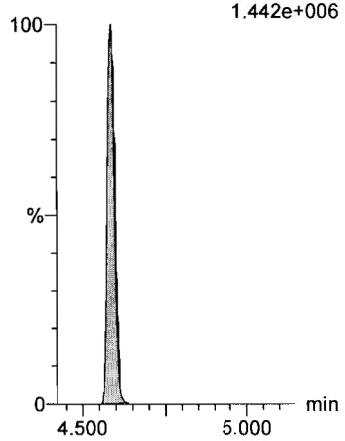

18O2-PFHxS

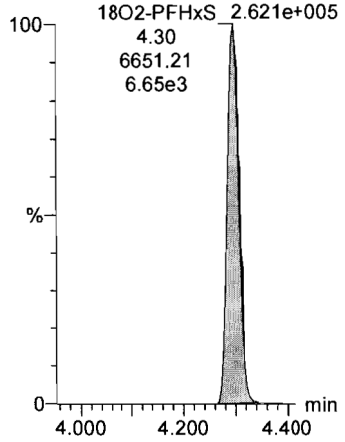

13C5-PFNA

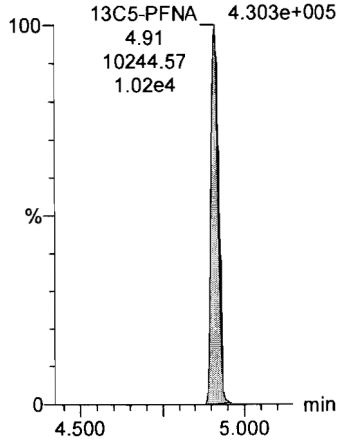

13C8-PFOS

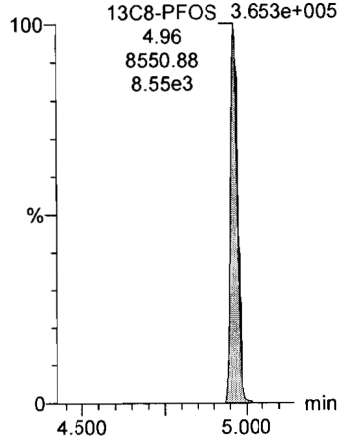

13C5-PFHxA

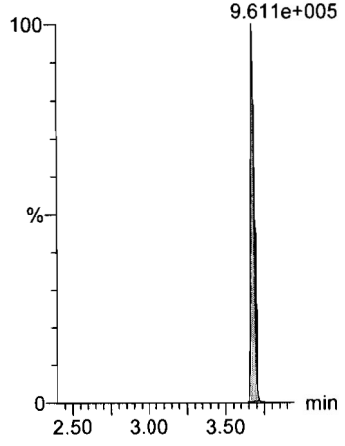

Dataset: U:\G1.PRO\Results\2017\171112G2\171112G2-CRV.qld

Last Altered: Tuesday, November 14, 2017 08:20:07 Pacific Standard Time
Printed: Tuesday, November 14, 2017 08:25:55 Pacific Standard Time

Name: 171112G2_5, Date: 12-Nov-2017, Time: 18:42:28, ID: ST171112G2-5 PFC CS2 17K0833, Description: PFC CS2 17K0833

13C3-PFHxS

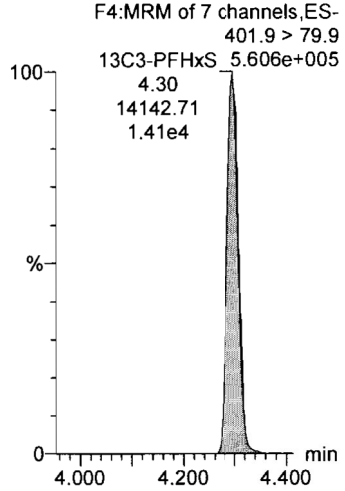

13C8-PFOA

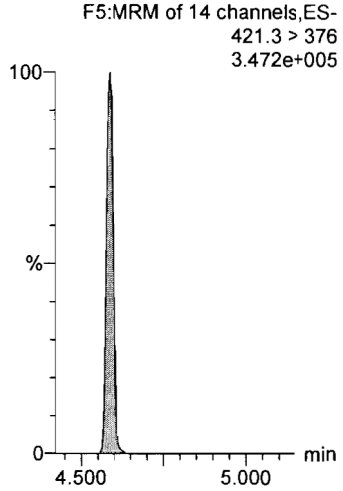

13C9-PFNA

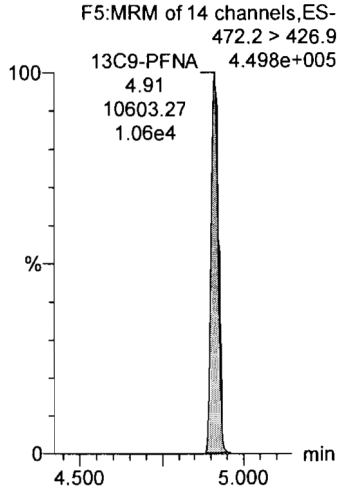

13C4-PFOS

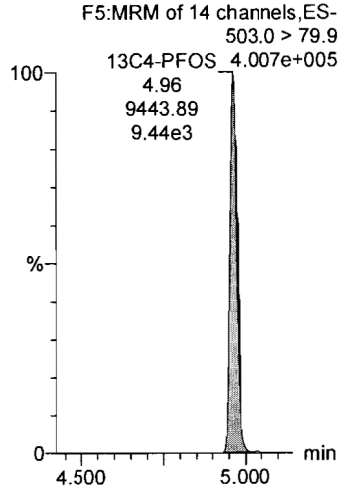

Dataset: U:\G1.PRO\Results\2017\171112G2\171112G2-CRV.qld

Last Altered: Tuesday, November 14, 2017 08:20:07 Pacific Standard Time
Printed: Tuesday, November 14, 2017 08:25:55 Pacific Standard Time

Name: 171112G2_6, Date: 12-Nov-2017, Time: 18:55:01, ID: ST171112G2-6 PFC CS3 17K0834, Description: PFC CS3 17K0834

PFBA

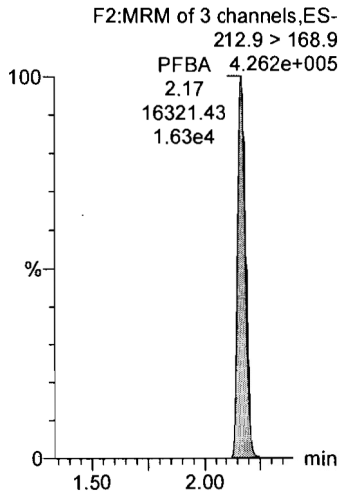

PFPeA

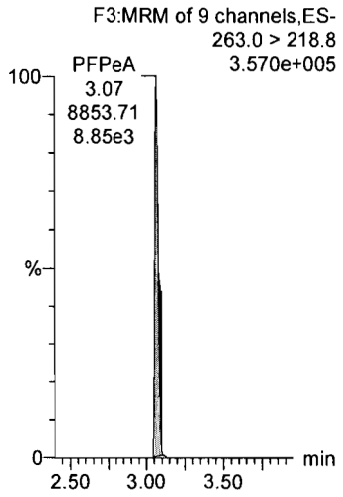

PFBS

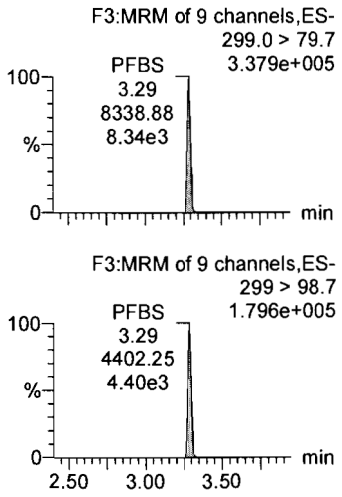

PFHxA

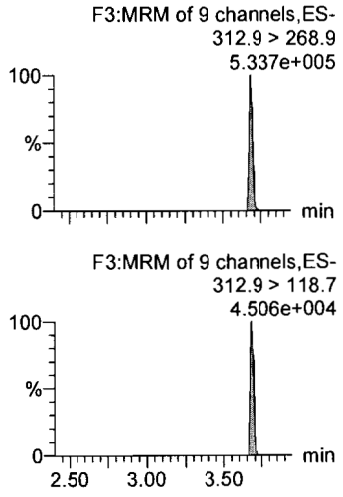

PFHpA

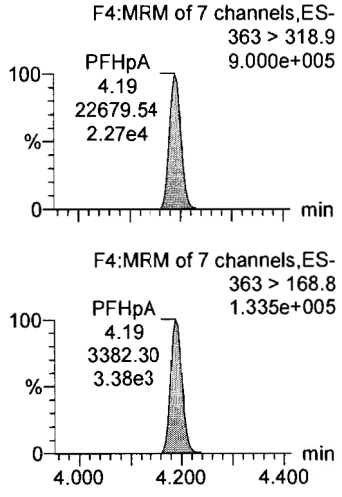

13C3-PFBA

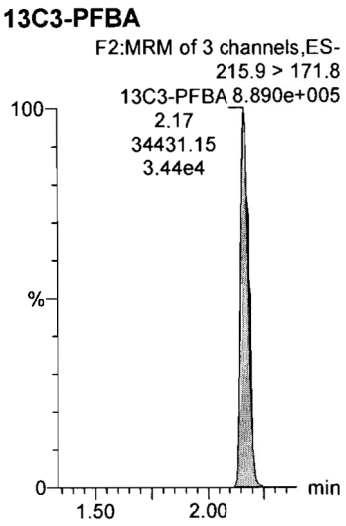

13C3-PFPeA

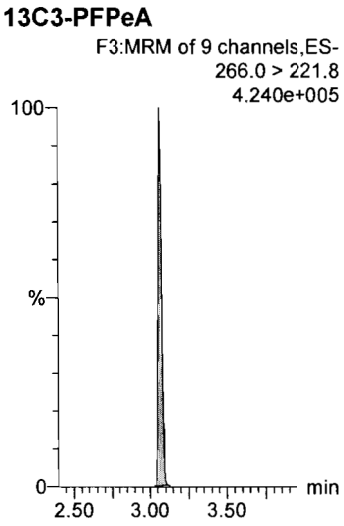

13C3-PFBS

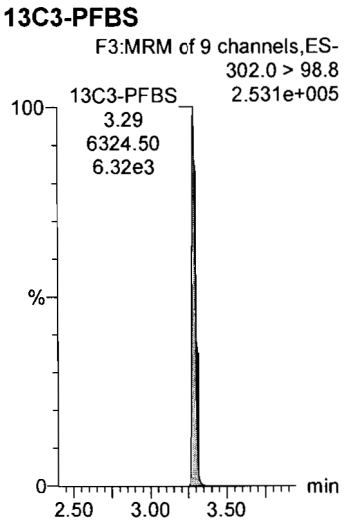

13C2-PFHxA

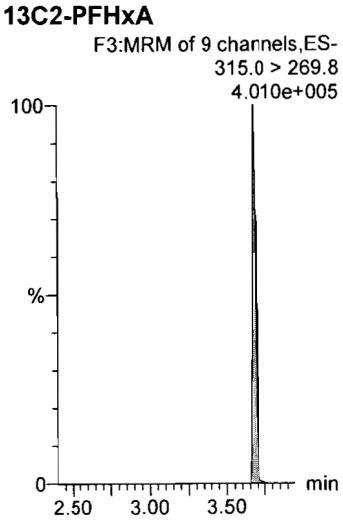

13C4-PFHpA

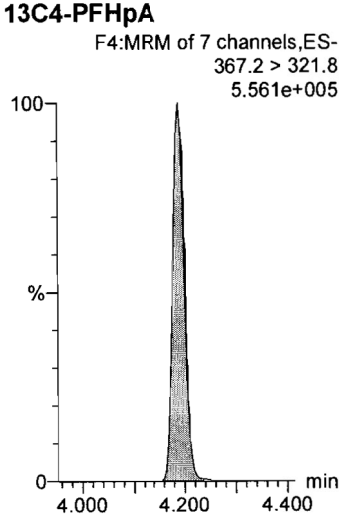

Dataset: U:\G1.PRO\Results\2017\171112G2\171112G2-CRV.qld

Last Altered: Tuesday, November 14, 2017 08:20:07 Pacific Standard Time
Printed: Tuesday, November 14, 2017 08:25:55 Pacific Standard Time

Name: 171112G2_6, Date: 12-Nov-2017, Time: 18:55:01, ID: ST171112G2-6 PFC CS3 17K0834, Description: PFC CS3 17K0834

PFHxS

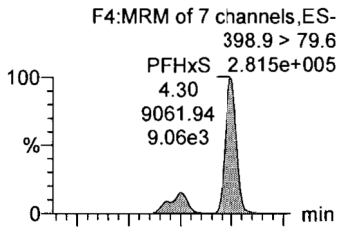

PFOA

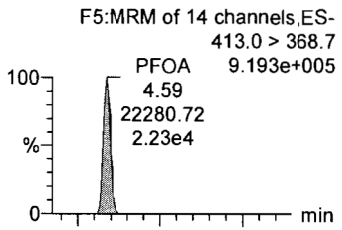

PFNA

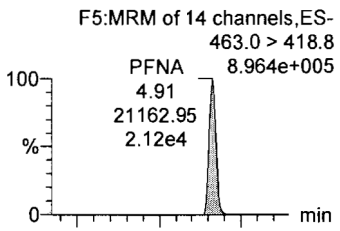

PFOS

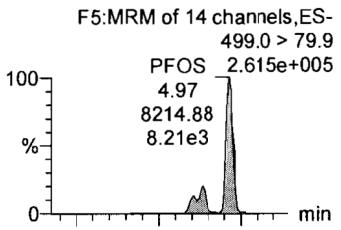

13C4-PFBA

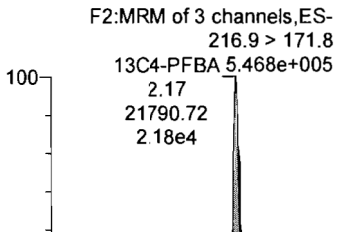

13C2-PFOA

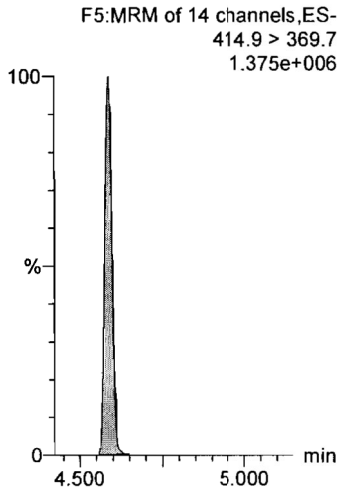

18O2-PFHxS

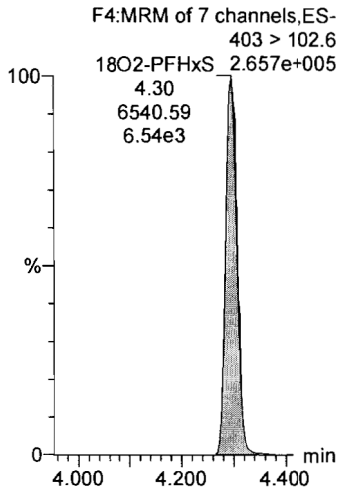

13C5-PFNA

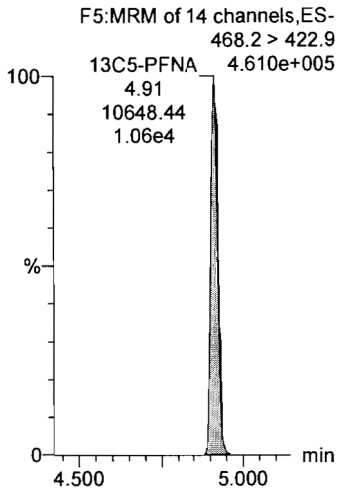

13C8-PFOS

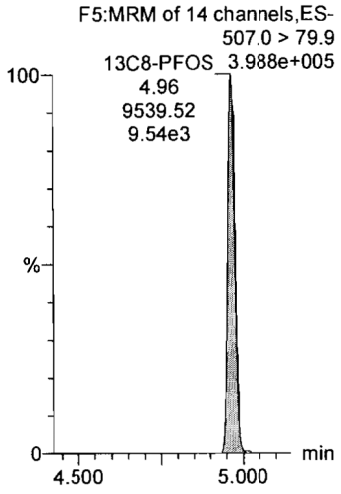

13C5-PFHxA

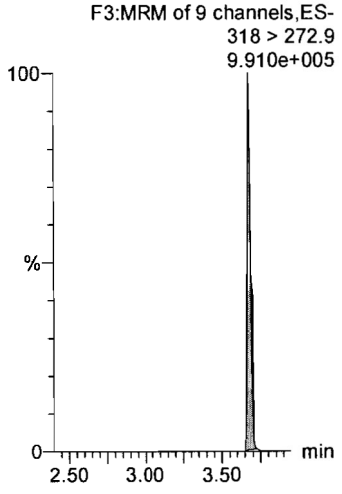

Dataset: U:\G1.PRO\Results\2017\171112G2\171112G2-CRV.qld

Last Altered: Tuesday, November 14, 2017 08:20:07 Pacific Standard Time
Printed: Tuesday, November 14, 2017 08:25:55 Pacific Standard Time

Name: 171112G2_6, Date: 12-Nov-2017, Time: 18:55:01, ID: ST171112G2-6 PFC CS3 17K0834, Description: PFC CS3 17K0834

13C3-PFHxS

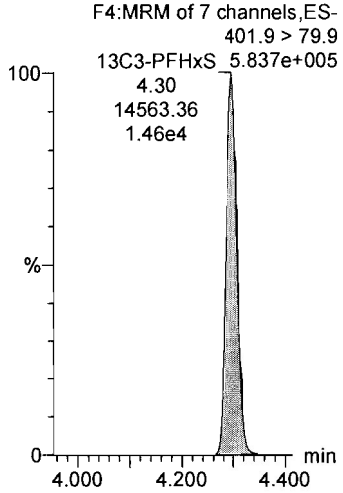

13C8-PFOA

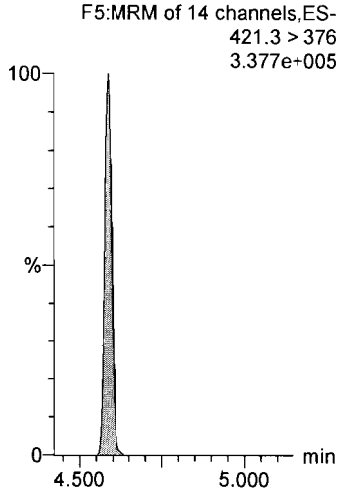

13C9-PFNA

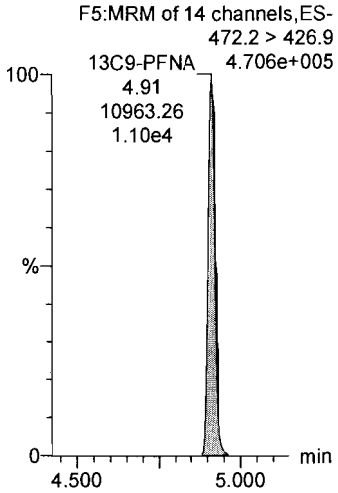

13C4-PFOS

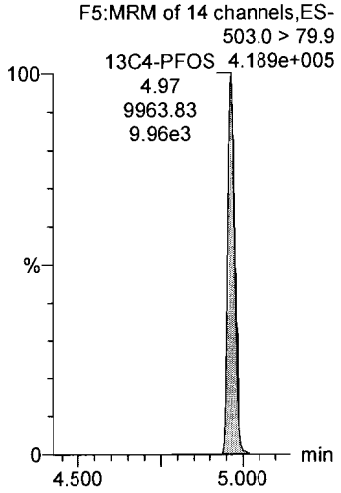

Dataset: U:\G1.PRO\Results\2017\171112G2\171112G2-CRV.qld

Last Altered: Tuesday, November 14, 2017 08:20:07 Pacific Standard Time
Printed: Tuesday, November 14, 2017 08:25:55 Pacific Standard Time

Name: 171112G2_7, Date: 12-Nov-2017, Time: 19:07:34, ID: ST171112G2-7 PFC CS4 17K0835, Description: PFC CS4 17K0835

PFBA

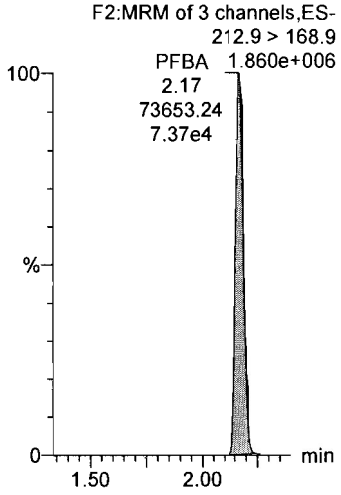

PFPeA

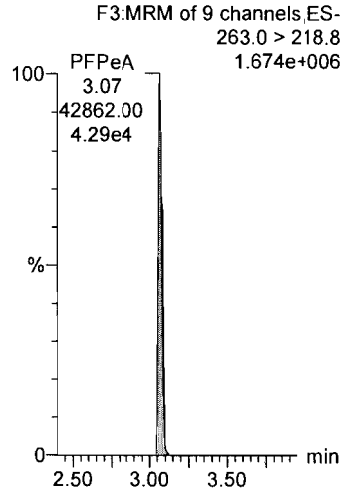

PFBS

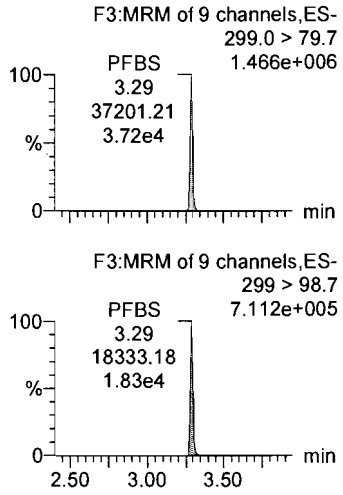

PFHxA

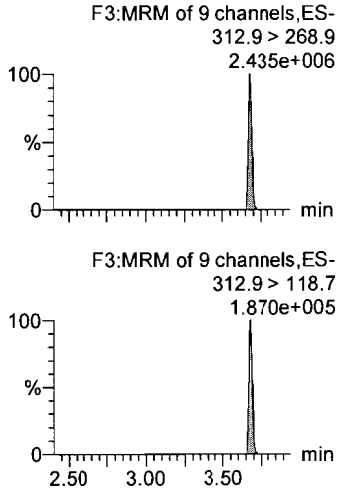

PFHpA

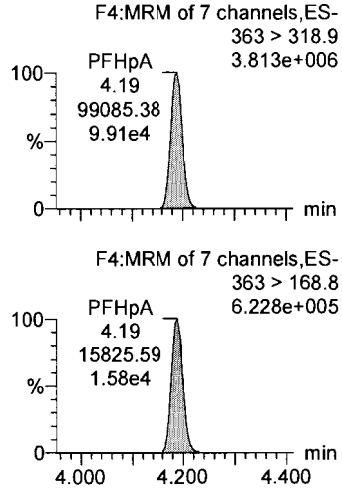

13C3-PFBA

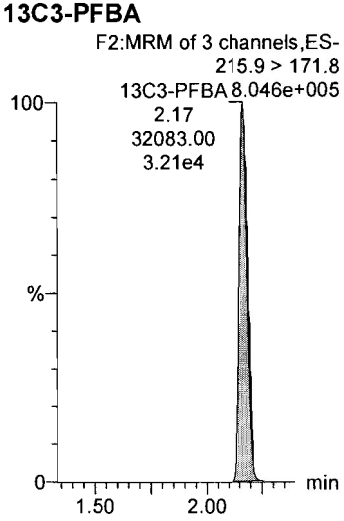

13C3-PFPeA

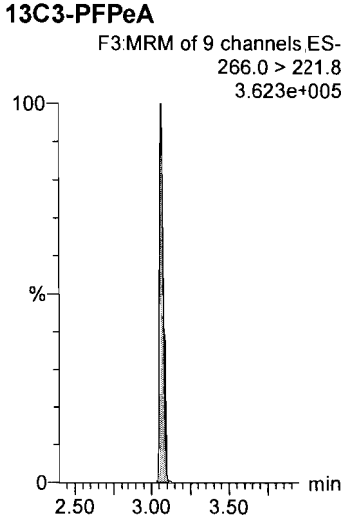

13C3-PFBS

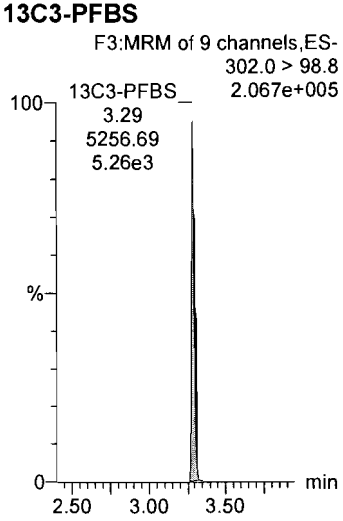

13C2-PFHxA

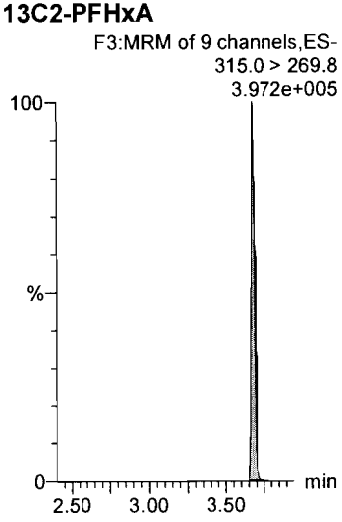

13C4-PFHpA

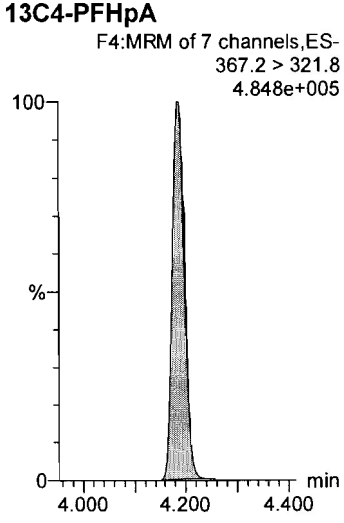

Dataset: U:\G1.PRO\Results\2017\171112G2\171112G2-CRV.qld

Last Altered: Tuesday, November 14, 2017 08:20:07 Pacific Standard Time
Printed: Tuesday, November 14, 2017 08:25:55 Pacific Standard Time

Name: 171112G2_7, Date: 12-Nov-2017, Time: 19:07:34, ID: ST171112G2-7 PFC CS4 17K0835, Description: PFC CS4 17K0835

PFHxS

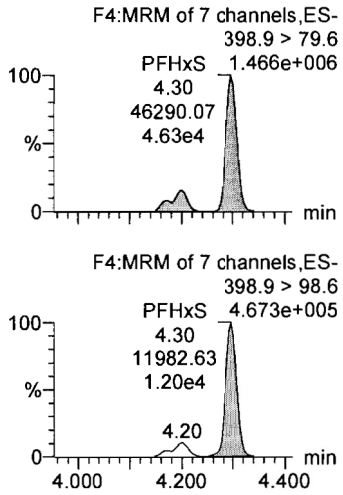

PFOA

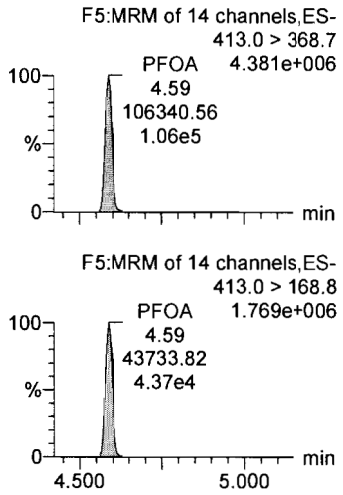

PFNA

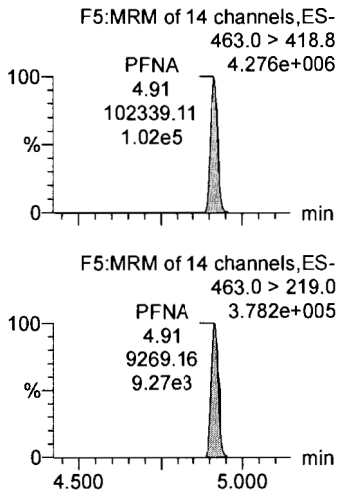

PFOS

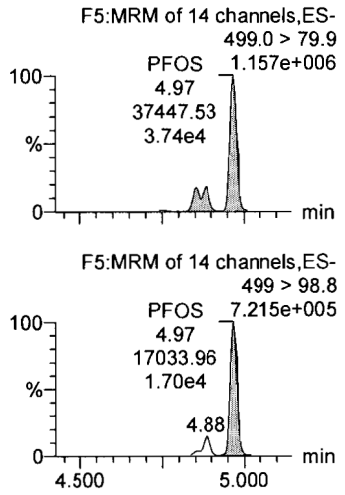

13C4-PFBA

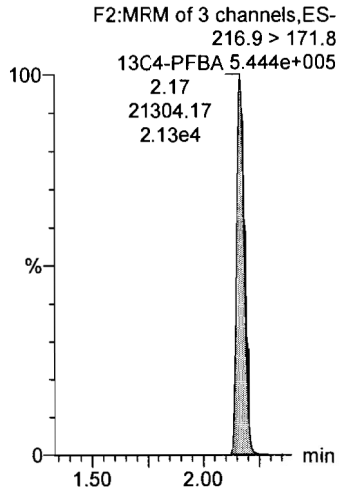

13C2-PFOA

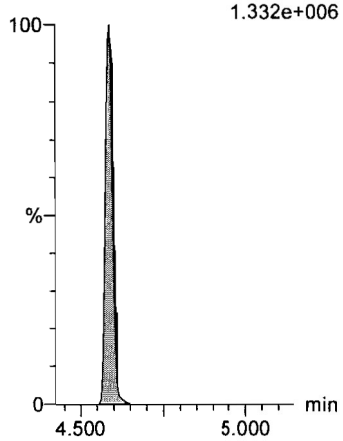

18O2-PFHxS

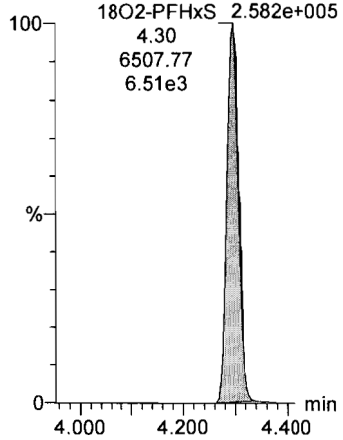

13C5-PFNA

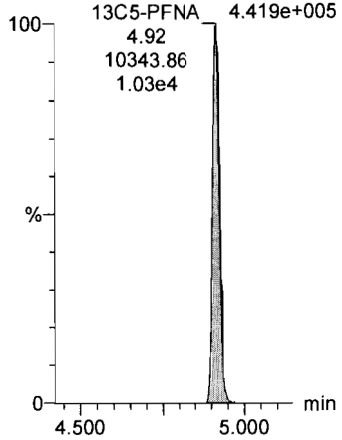

13C8-PFOS

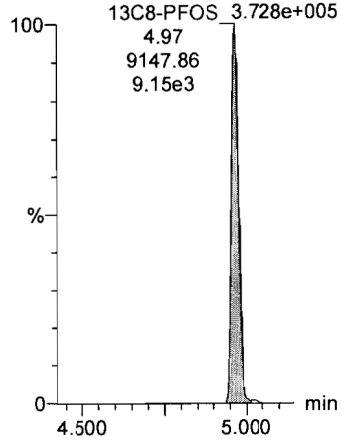

13C5-PFHxA

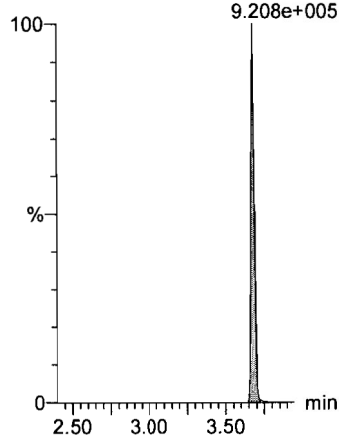

Dataset: U:\G1.PRO\Results\2017\171112G2\171112G2-CRV.qld

Last Altered: Tuesday, November 14, 2017 08:20:07 Pacific Standard Time
Printed: Tuesday, November 14, 2017 08:25:55 Pacific Standard Time

Name: 171112G2_7, Date: 12-Nov-2017, Time: 19:07:34, ID: ST171112G2-7 PFC CS4 17K0835, Description: PFC CS4 17K0835

13C3-PFHxS

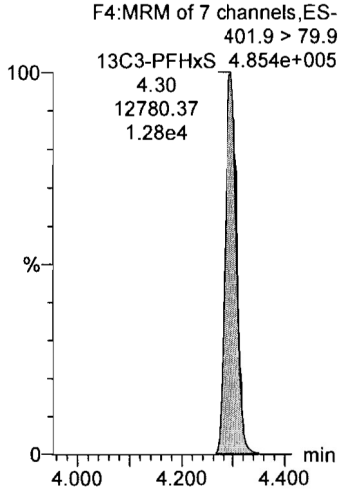

13C8-PFOA

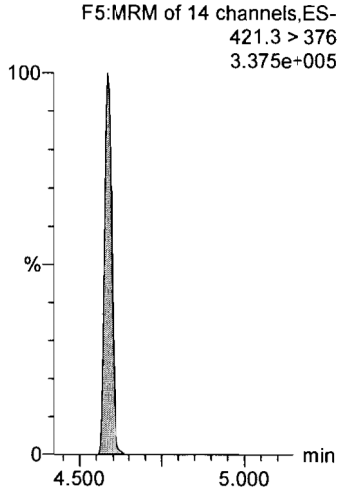

13C9-PFNA

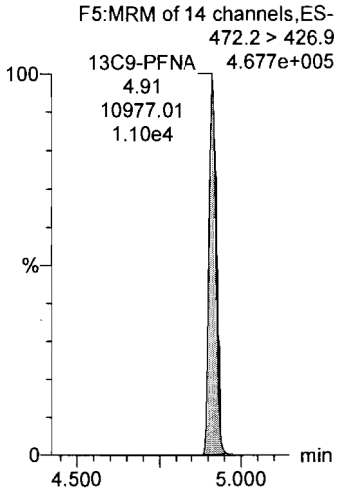

13C4-PFOS

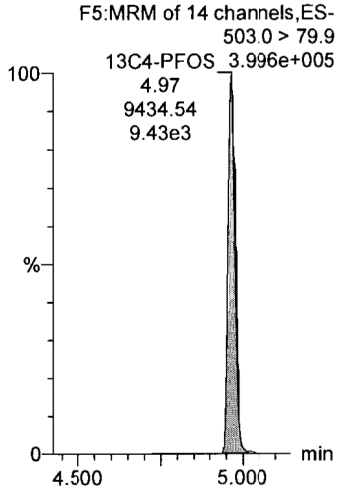

Dataset: U:\G1.PRO\Results\2017\171112G2\171112G2-CRV.qld

Last Altered: Tuesday, November 14, 2017 08:20:07 Pacific Standard Time
Printed: Tuesday, November 14, 2017 08:25:55 Pacific Standard Time

Name: 171112G2_8, Date: 12-Nov-2017, Time: 19:20:09, ID: ST171112G2-8 PFC CS5 17K0836, Description: PFC CS5 17K0836

PFBA

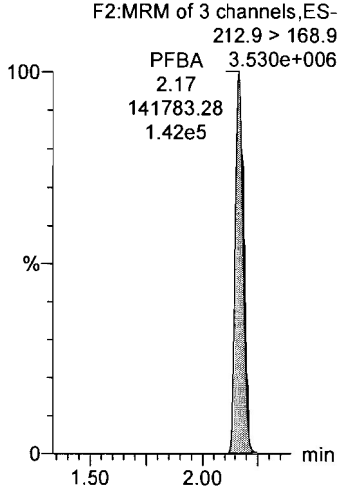

PFPeA

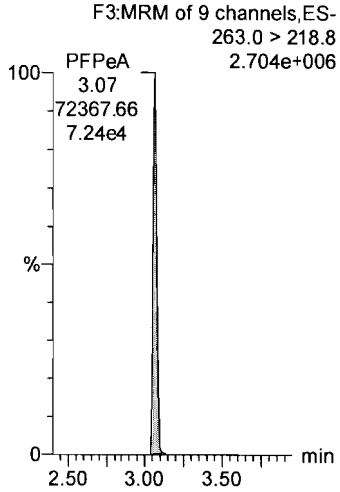

PFBS

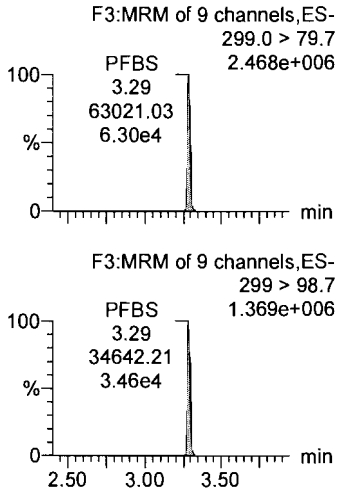

PFHxA

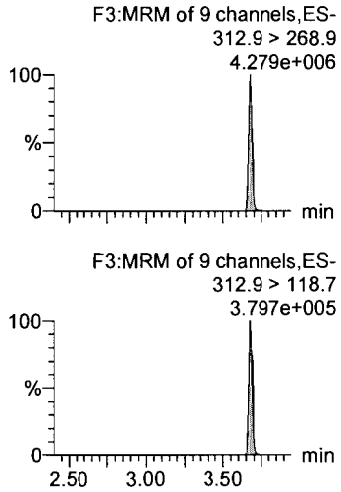

PFHpA

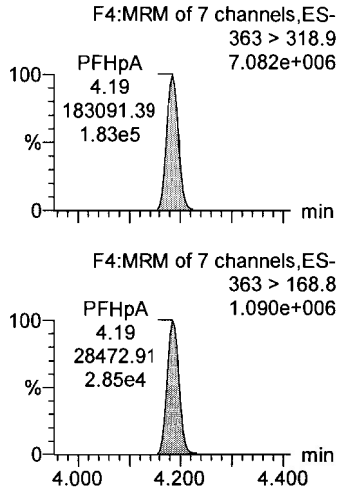

13C3-PFBA

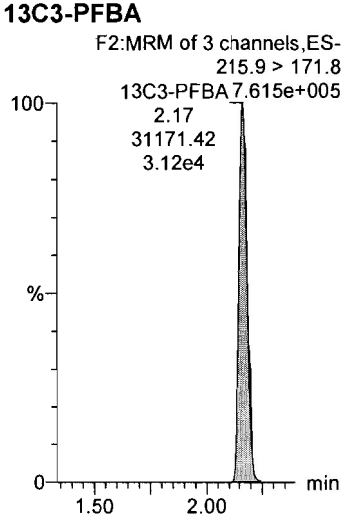

13C3-PFPeA

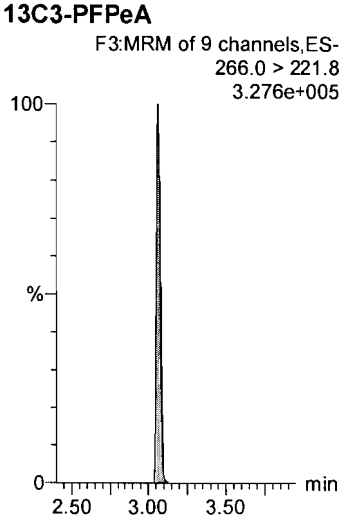

13C3-PFBS

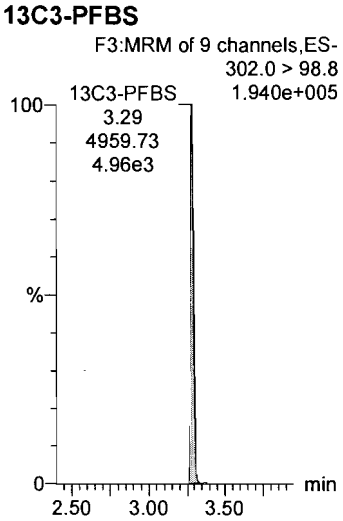

13C2-PFHxA

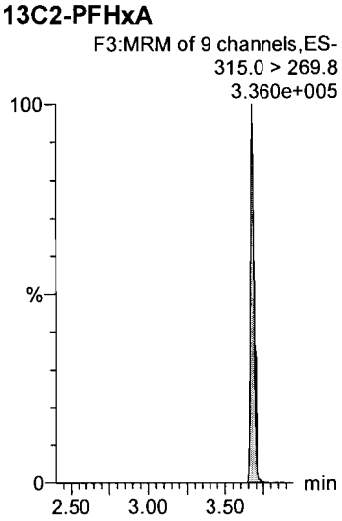

13C4-PFHpA

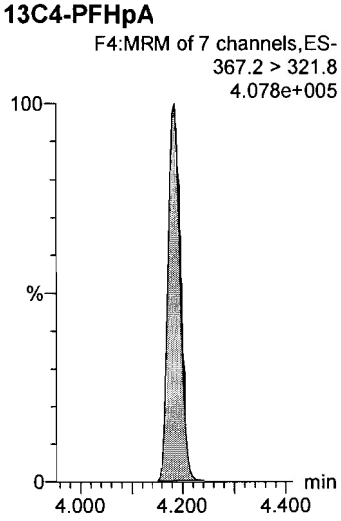

Dataset: U:\G1.PRO\Results\2017\171112G2\171112G2-CRV.qld

Last Altered: Tuesday, November 14, 2017 08:20:07 Pacific Standard Time
Printed: Tuesday, November 14, 2017 08:25:55 Pacific Standard Time

Name: 171112G2_8, Date: 12-Nov-2017, Time: 19:20:09, ID: ST171112G2-8 PFC CS5 17K0836, Description: PFC CS5 17K0836

PFHxS

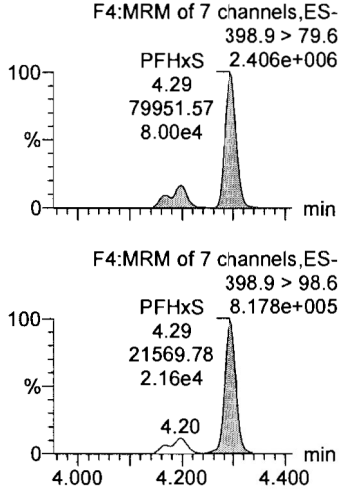

PFOA

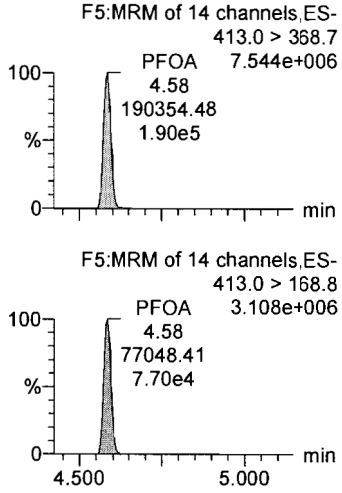

PFNA

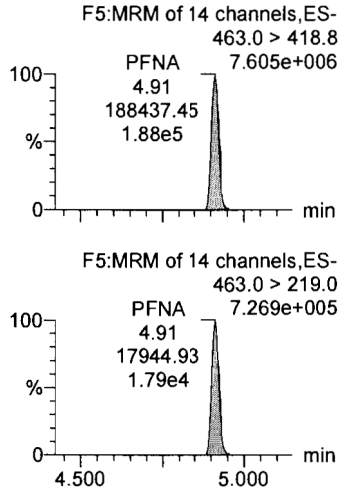

PFOS

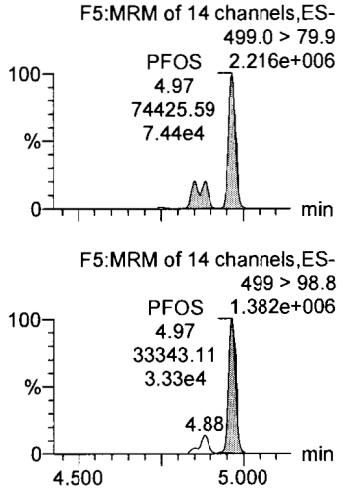

13C4-PFBA

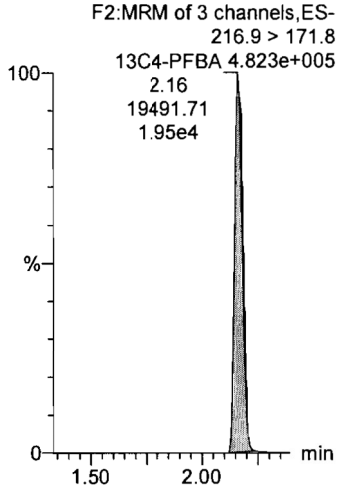

13C2-PFOA

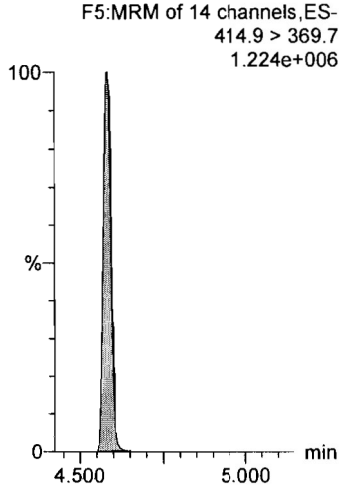

18O2-PFHxS

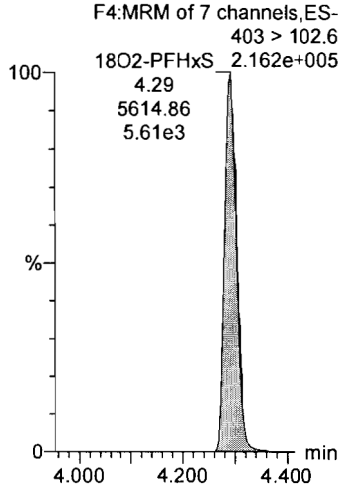

13C5-PFNA

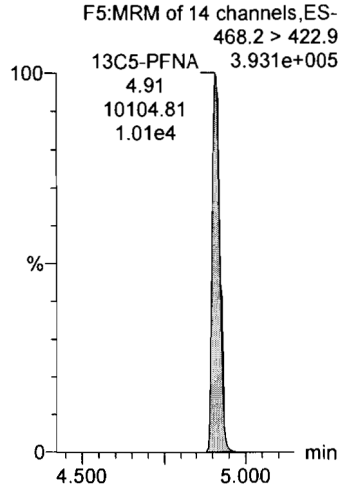

13C8-PFOS

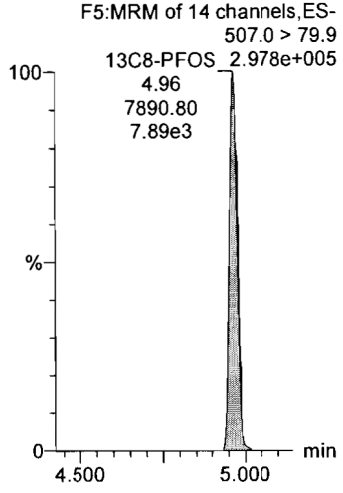

13C5-PFHxA

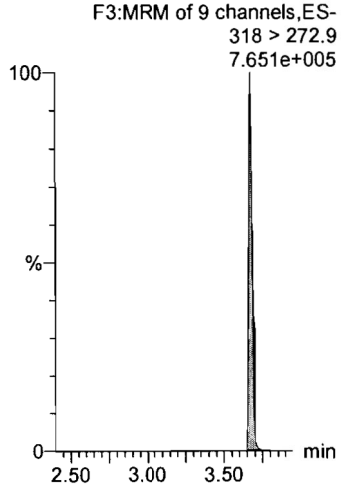

Dataset: U:\G1.PRO\Results\2017\171112G2\171112G2-CRV.qld

Last Altered: Tuesday, November 14, 2017 08:20:07 Pacific Standard Time
Printed: Tuesday, November 14, 2017 08:25:55 Pacific Standard Time

Name: 171112G2_8, Date: 12-Nov-2017, Time: 19:20:09, ID: ST171112G2-8 PFC CS5 17K0836, Description: PFC CS5 17K0836

13C3-PFHxS

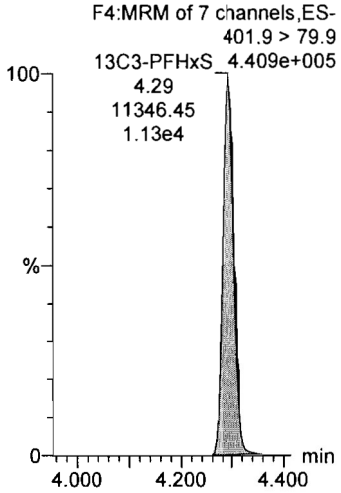

13C8-PFOA

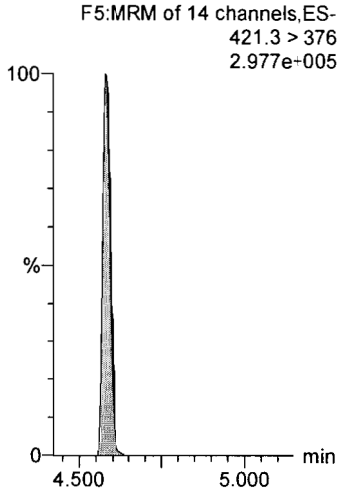

13C9-PFNA

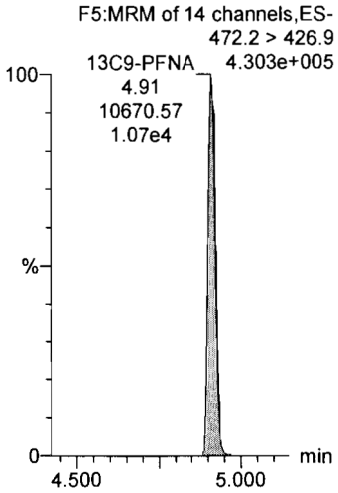

13C4-PFOS

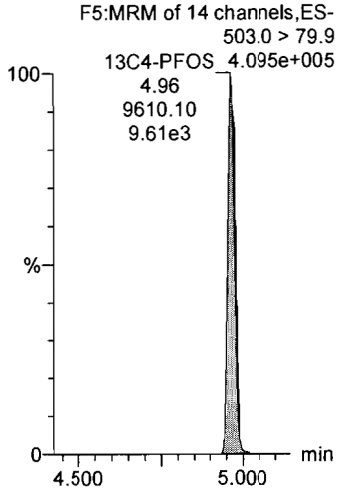

Dataset: U:\G1.PRO\Results\2017\171112G2\171112G2-CRV.qld

Last Altered: Tuesday, November 14, 2017 08:20:07 Pacific Standard Time
Printed: Tuesday, November 14, 2017 08:25:55 Pacific Standard Time

Name: 171112G2_9, Date: 12-Nov-2017, Time: 19:32:41, ID: ST171112G2-9 PFC CS6 17K1002, Description: PFC CS6 17K1002

PFBA

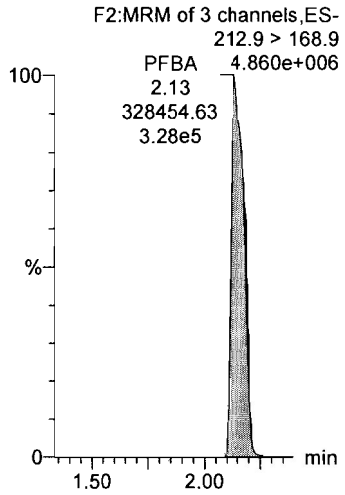

PFPeA

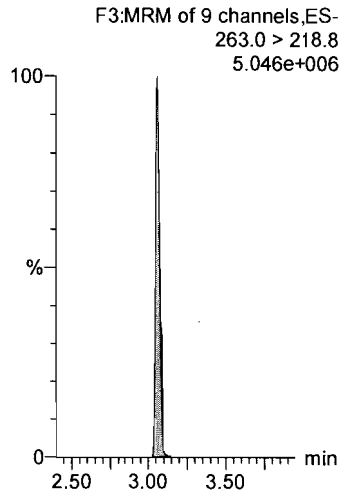

PFBS

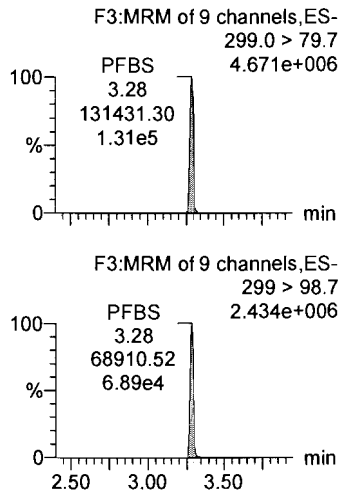

PFHxA

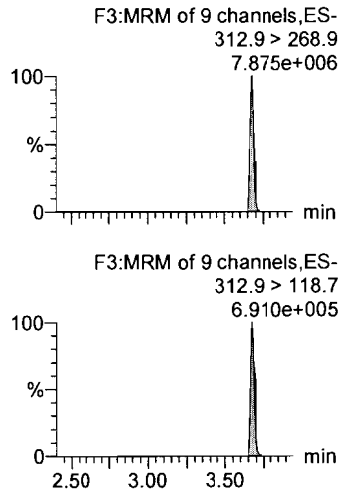

PFHpA

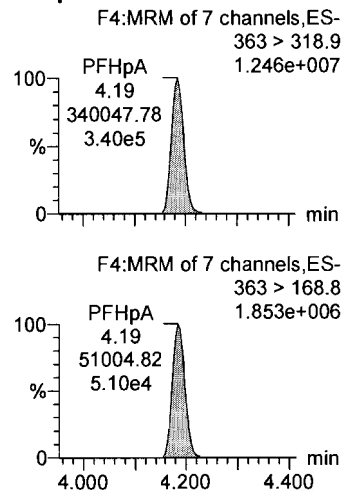

13C3-PFBA

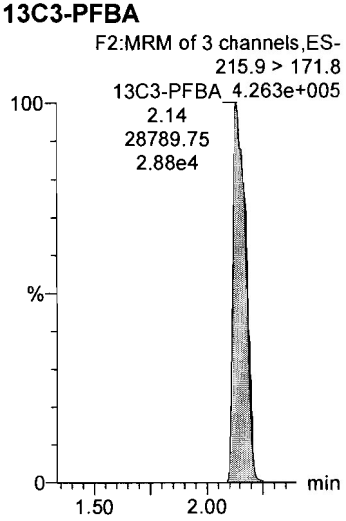

13C3-PFPeA

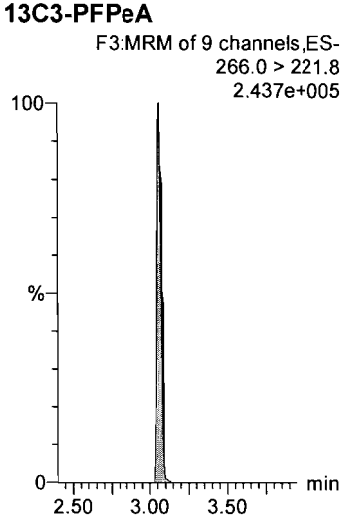

13C3-PFBS

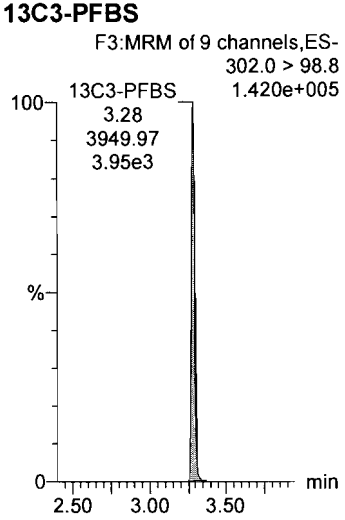

13C2-PFHxA

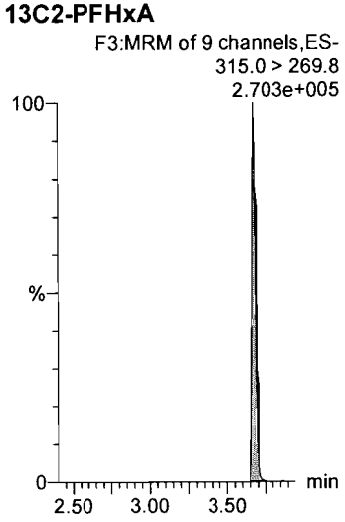

13C4-PFHpA

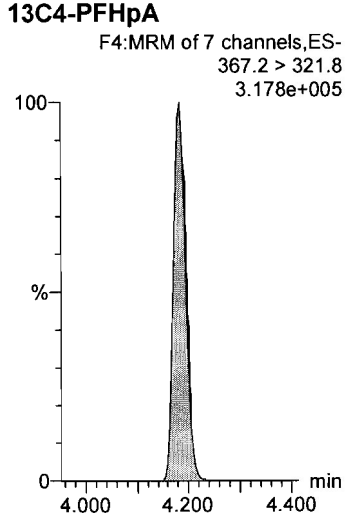

Dataset: U:\G1.PRO\Results\2017\171112G2\171112G2-CRV.qld

Last Altered: Tuesday, November 14, 2017 08:20:07 Pacific Standard Time
Printed: Tuesday, November 14, 2017 08:25:55 Pacific Standard Time

Name: 171112G2_9, Date: 12-Nov-2017, Time: 19:32:41, ID: ST171112G2-9 PFC CS6 17K1002, Description: PFC CS6 17K1002

PFHxS

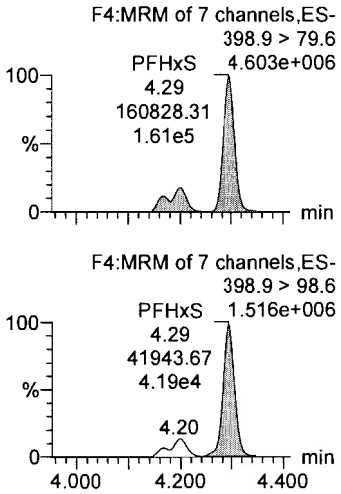

PFOA

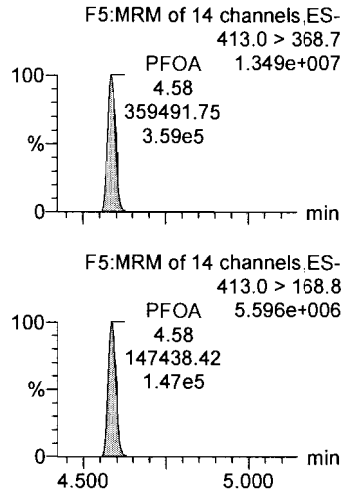

PFNA

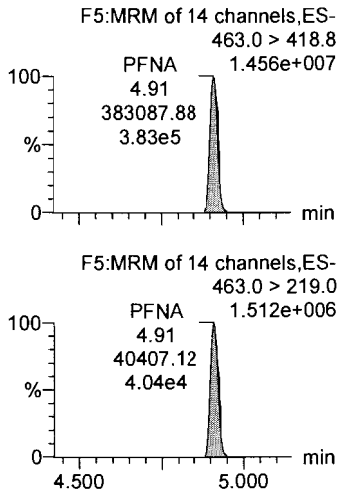

PFOS

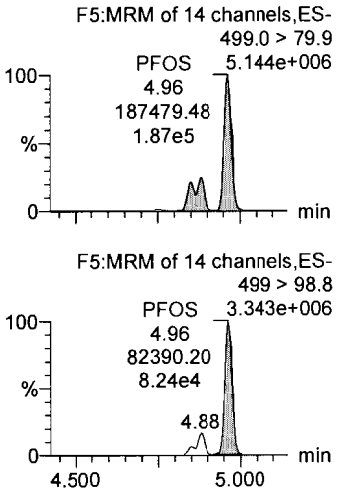

13C4-PFBA

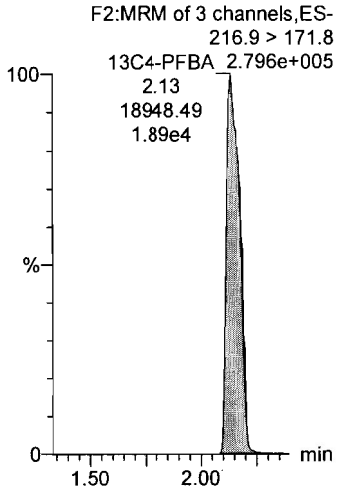

13C2-PFOA

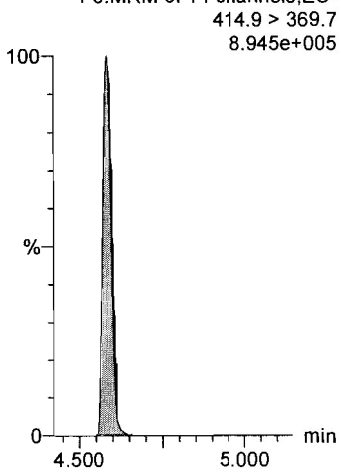

18O2-PFHxS

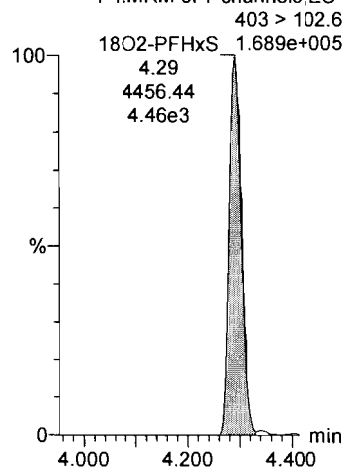

13C5-PFNA

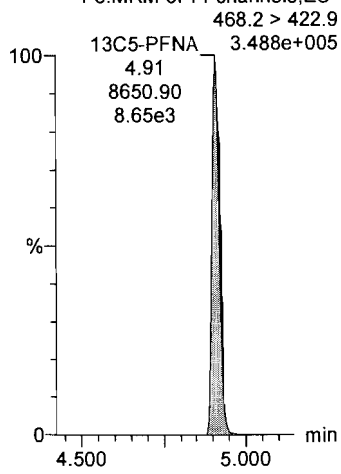

13C8-PFOS

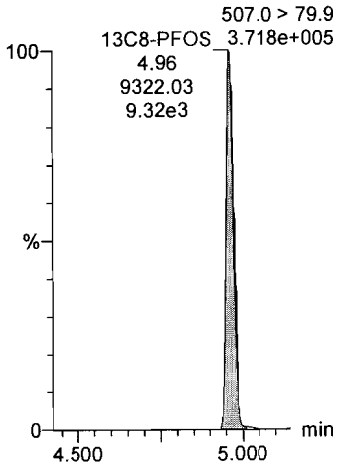

13C5-PFHxA

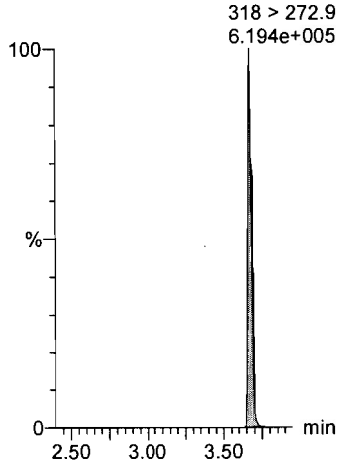

Dataset: U:\G1.PRO\Results\2017\171112G2\171112G2-CRV.qld

Last Altered: Tuesday, November 14, 2017 08:20:07 Pacific Standard Time
Printed: Tuesday, November 14, 2017 08:25:55 Pacific Standard Time

Name: 171112G2_9, Date: 12-Nov-2017, Time: 19:32:41, ID: ST171112G2-9 PFC CS6 17K1002, Description: PFC CS6 17K1002

13C3-PFHxS

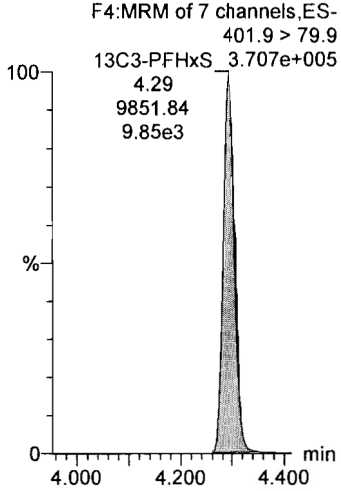

13C8-PFOA

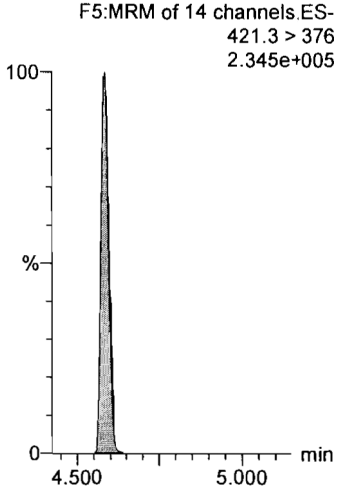

13C9-PFNA

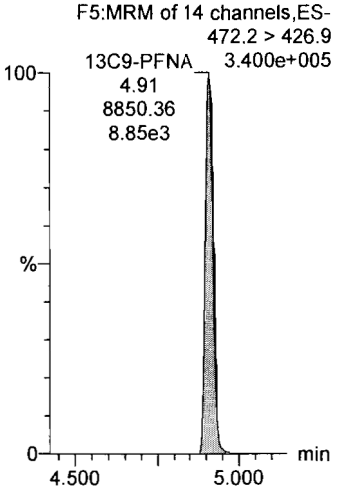

13C4-PFOS

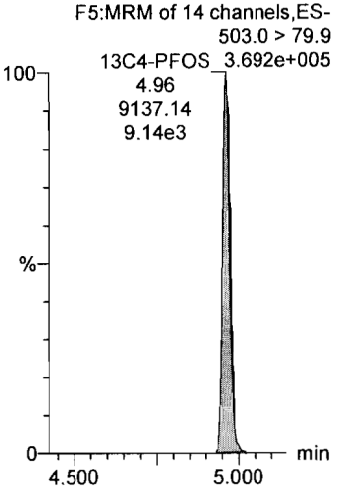

Dataset: U:\G1.PRO\Results\2017\171112G2\171112G2-11.qld

Last Altered: Tuesday, November 14, 2017 08:52:26 Pacific Standard Time
Printed: Tuesday, November 14, 2017 08:52:52 Pacific Standard Time

Method: U:\G1.PRO\MethDB\PFAS_A_171112.mdb 13 Nov 2017 14:39:35
Calibration: U:\G1.PRO\CurveDB\C18_VAL-PFC_Q1_11-12-17_L10_NEW.cdb 14 Nov 2017 08:51:37

Name: 171112G2_11, Date: 12-Nov-2017, Time: 19:57:47, ID: ICV171112G2-1 PFC ICV 17K0837, Description: PFC ICV 17K0837

	#	Name	Trace	wt/vol	RT	Area	IS Area	Response	Conc.	%Rec
1	1	PFBA	212.9 > 168.9	1.000	2.17	16560.8	33935.3	6.100	10.6178	106.2
2	2	PFPeA	263.0 > 218.8	1.000	3.07	9794.4	11383.5	10.755	10.1793	101.8
3	3	PFBS	299.0 > 79.7	1.000	3.29	7254.2	6049.7	14.989	8.9712	89.7
4	4	PFHxA	312.9 > 268.9	1.000	3.68	13960.1	10891.6	6.409	10.3707	103.7
5	5	PFHpA	363 > 318.9	1.000	4.19	23915.5	14454.9	20.681	10.1380	101.4
6	6	PFHxS	398.9 > 79.6	1.000	4.29	9339.3	6795.9	17.178	9.5245	95.2
7	7	PFOA	413.0 > 368.7	1.000	4.59	24628.0	34254.9	8.987	11.2680	112.7
8	8	PFNA	463.0 > 418.8	1.000	4.91	22525.6	11077.8	25.418	10.9462	109.5
9	9	PFOS	499.0 >79.9	1.000	4.96	7149.0	10050.0	8.892	8.4344	84.3
10	10	PFDA	512.7 > 219.0	1.000	5.20	3887.7	25031.7	1.941	10.8239	108.2
11	11	13C3-PFBA	215.9 > 171.8	1.000	2.17	33935.3	21950.1	19.325	12.4791	99.8
12	12	13C3-PFBS	302.0 > 98.8	1.000	3.29	6049.7	25215.7	2.999	12.3579	98.9
13	13	13C3-PFPeA	266.0 > 221.8	1.000	3.07	11383.5	25215.7	5.643	13.1370	105.1
14	14	13C2-PFHxA	315.0 > 269.8	1.000	3.68	10891.6	25215.7	5.399	5.1165	102.3
15	15	13C4-PFHpA	367.2 > 321.8	1.000	4.19	14454.9	25215.7	7.166	13.3676	106.9
16	16	18O2-PFHxS	403 > 102.6	1.000	4.29	6795.9	13838.6	6.139	12.8794	103.0
17	17	13C2-PFOA	414.9 > 369.7	1.000	4.58	34254.9	8177.8	52.360	13.2788	106.2
18	18	13C5-PFNA	468.2 > 422.9	1.000	4.91	11077.8	11027.3	12.557	13.2425	105.9
19	19	13C2-PFDA	514.8 > 469.7	1.000	5.19	25031.7	9390.9	33.319	12.4597	99.7
20	20	13C8-PFOS	507.0 > 79.9	1.000	4.96	10050.0	10189.9	12.328	13.0344	104.3
21	21	13C4-PFBA	216.9 > 171.8	1.000	2.16	21950.1	21950.1	12.500	12.5000	100.0
22	22	13C5-PFHxA	318>272.9	1.000	3.67	25215.7	25215.7	12.500	12.5000	100.0
23	23	13C3-PFHxS	401.9 > 79.9	1.000	4.29	13838.6	13838.6	12.500	12.5000	100.0
24	24	13C8-PFOA	421.3 > 376	1.000	4.58	8177.8	8177.8	12.500	12.5000	100.0
25	25	13C9-PFNA	472.2 > 426.9	1.000	4.91	11027.3	11027.3	12.500	12.5000	100.0
26	26	13C4-PFOS	503.0 > 79.9	1.000	4.96	10189.9	10189.9	12.500	12.5000	100.0
27	27	13C6-PFDA	519.10 > 473.70	1.000	5.19	9390.9	9390.9	12.500	12.5000	100.0

70-130

50-150

11/14/17

11/14/2017

Dataset: U:\G1.PRO\Results\2017\171112G2\171112G2-11.qld

Last Altered: Tuesday, November 14, 2017 08:52:26 Pacific Standard Time
Printed: Tuesday, November 14, 2017 08:52:52 Pacific Standard Time

Method: U:\G1.PRO\MethDB\PFAS_A_171112.mdb 13 Nov 2017 14:39:35
Calibration: U:\G1.PRO\CurveDB\C18_VAL-PFC_Q1_11-12-17_L10_NEW.cdb 14 Nov 2017 08:51:37

Name: 171112G2_11, Date: 12-Nov-2017, Time: 19:57:47, ID: ICV171112G2-1 PFC ICV 17K0837, Description: PFC ICV 17K0837

Total PFHxS

	#	Name	Trace	RT	Area	IS Area	Response	Primar...	Conc.	%Dev
1	6	PFHxS	398.9 > 79.6	4.29	9339.310	6795.880	17.178	MM	9.52	-4.8

Total PFOA

	#	Name	Trace	RT	Area	IS Area	Response	Primar...	Conc.	%Dev
1	30	Total PFOA	413.0 > 368.7	4.90	37.065	34254.902	0.014	dbl		
2	30	Total PFOA	413.0 > 368.7	4.87	8.715	34254.902	0.003	ddl		
3	30	Total PFOA	413.0 > 368.7	4.86	36.548	34254.902	0.013	ddl		
4	30	Total PFOA	413.0 > 368.7	4.79	27.841	34254.902	0.010	bdl		
5	7	PFOA	413.0 > 368.7	4.59	24627.996	34254.902	8.987	bb	11.27	12.7
6	30	Total PFOA	413.0 > 368.7	4.49	9.173	34254.902	0.003	bbl		

Total PFOS

	#	Name	Trace	RT	Area	IS Area	Response	Primar...	Conc.	%Dev
1	9	PFOS	499.0 > 79.9	4.96	7148.981	10050.036	8.892	MM	8.43	-15.7

Vista Analytical Laboratory Q1

Dataset: U:\G1.PRO\Results\2017\171112G2\171112G2-11.qld

Last Altered: Tuesday, November 14, 2017 08:52:26 Pacific Standard Time
Printed: Tuesday, November 14, 2017 08:52:52 Pacific Standard Time

Method: U:\G1.PRO\MethDB\PFAS_A_171112.mdb 13 Nov 2017 14:39:35
Calibration: U:\G1.PRO\CurveDB\C18_VAL-PFC_Q1_11-12-17_L10_NEW.cdb 14 Nov 2017 08:51:37

Name: 171112G2_11, Date: 12-Nov-2017, Time: 19:57:47, ID: ICV171112G2-1 PFC ICV 17K0837, Description: PFC ICV 17K0837

PFBA

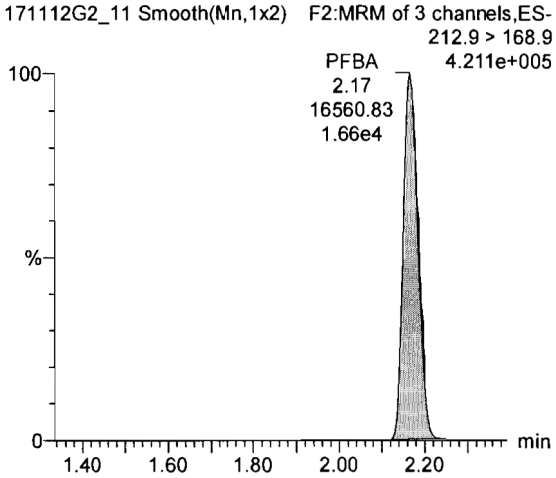

PFPeA

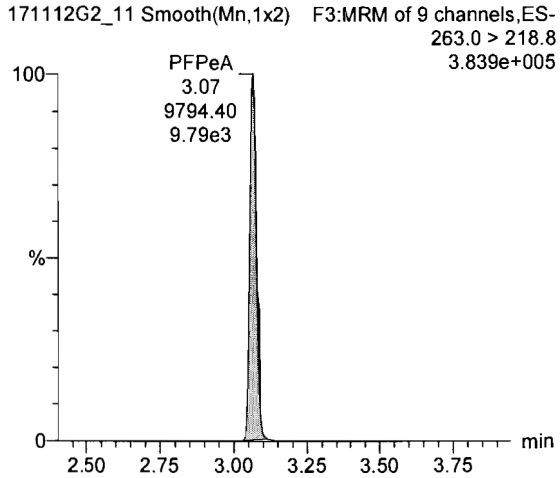

PFBS

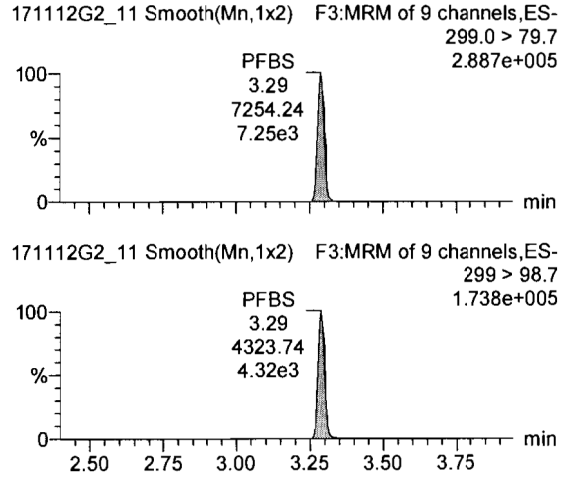

13C3-PFBA

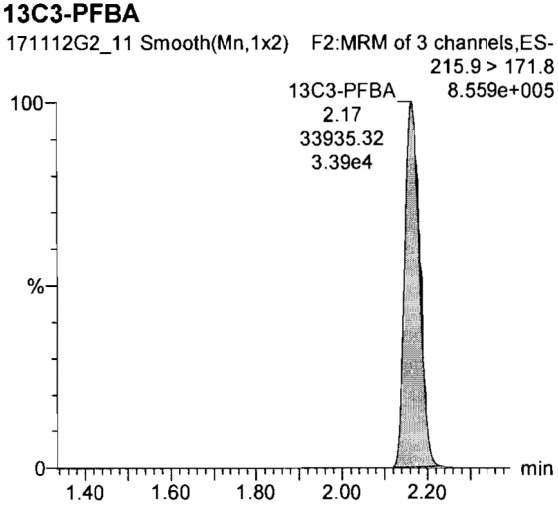

13C3-PFPeA

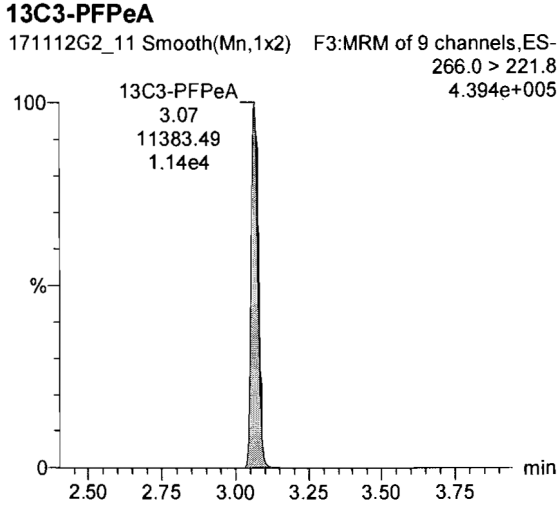

13C3-PFBS

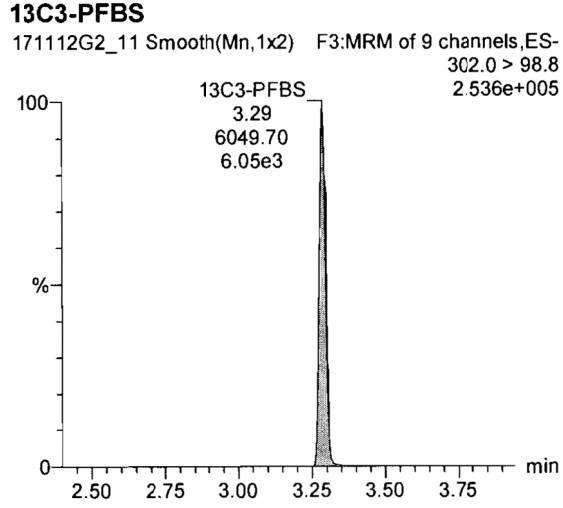

Dataset: U:\G1.PRO\Results\2017\171112G2\171112G2-11.qld

Last Altered: Tuesday, November 14, 2017 08:52:26 Pacific Standard Time
Printed: Tuesday, November 14, 2017 08:52:52 Pacific Standard Time

Name: 171112G2_11, Date: 12-Nov-2017, Time: 19:57:47, ID: ICV171112G2-1 PFC ICV 17K0837, Description: PFC ICV 17K0837

PFHxA





PFHpA

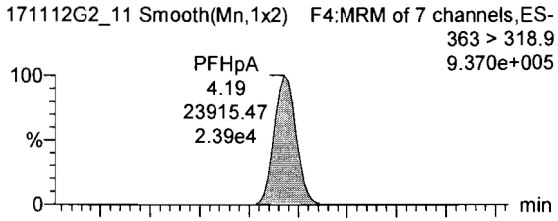

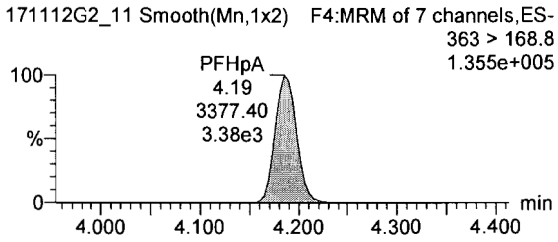

Total PFHxS

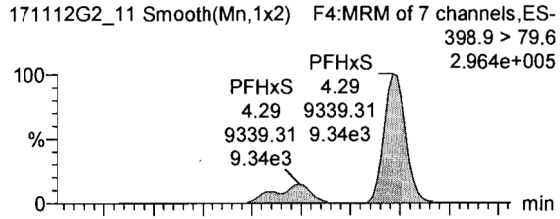

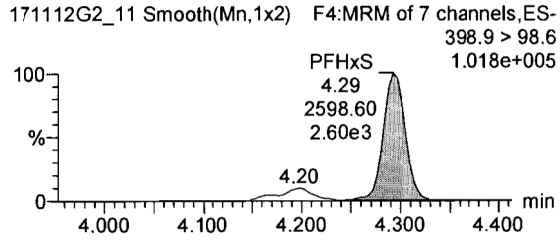

13C2-PFHxA

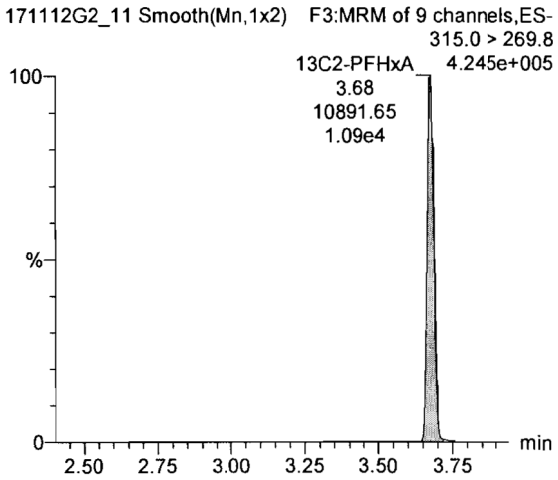

13C4-PFHpA

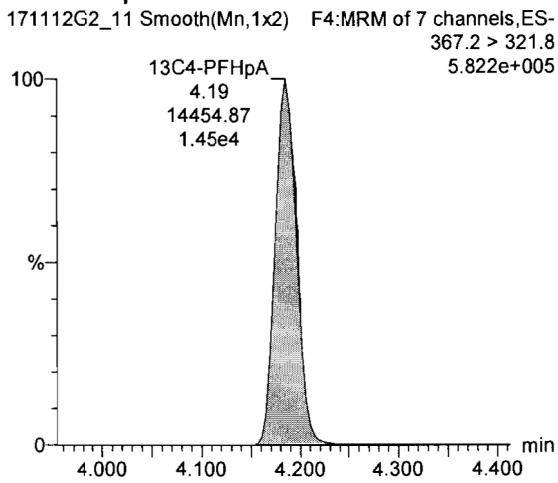

18O2-PFHxS

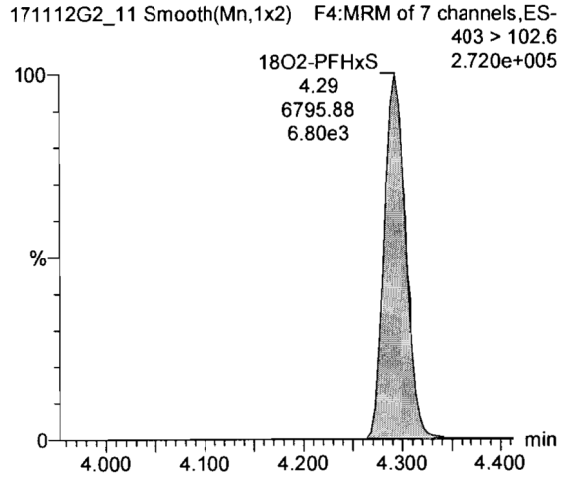

Dataset: U:\G1.PRO\Results\2017\171112G2\171112G2-11.qld

Last Altered: Tuesday, November 14, 2017 08:52:26 Pacific Standard Time
Printed: Tuesday, November 14, 2017 08:52:52 Pacific Standard Time

Name: 171112G2_11, Date: 12-Nov-2017, Time: 19:57:47, ID: ICV171112G2-1 PFC ICV 17K0837, Description: PFC ICV 17K0837

Total PFOA

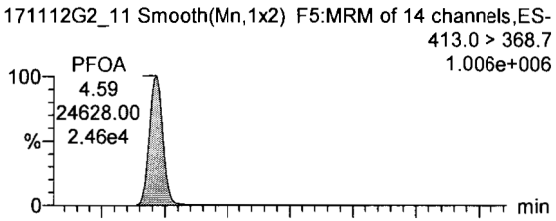

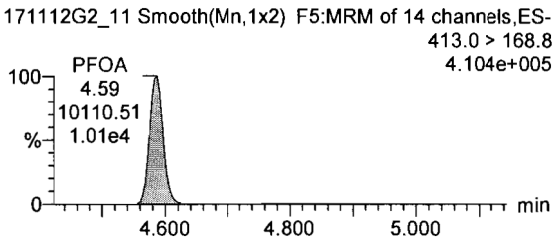

PFNA

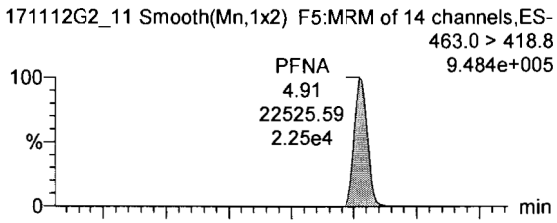

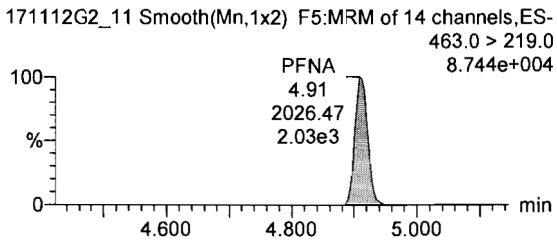

Total PFOS

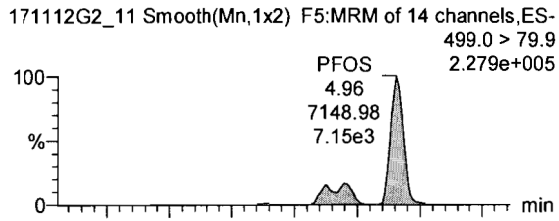

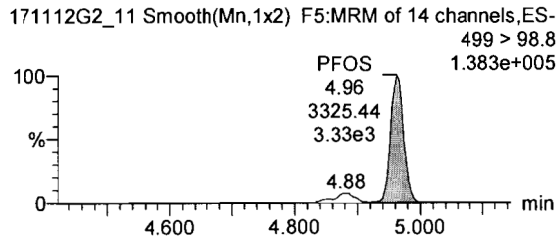

13C2-PFOA

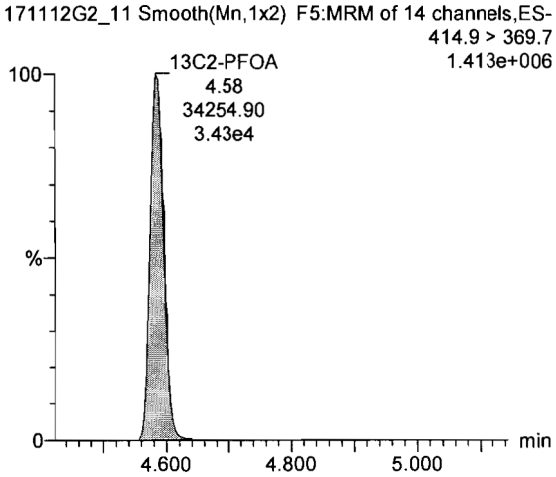

13C5-PFNA

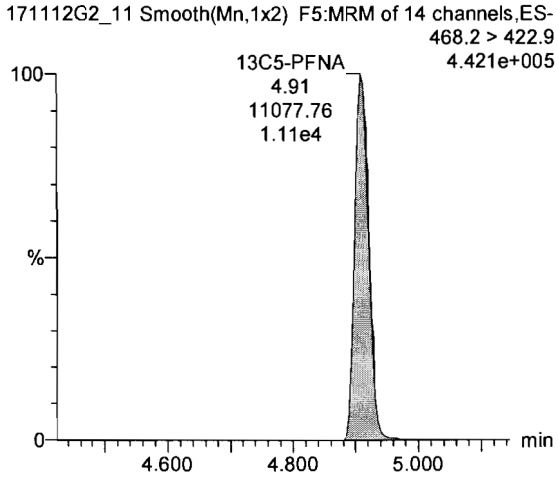

13C8-PFOS

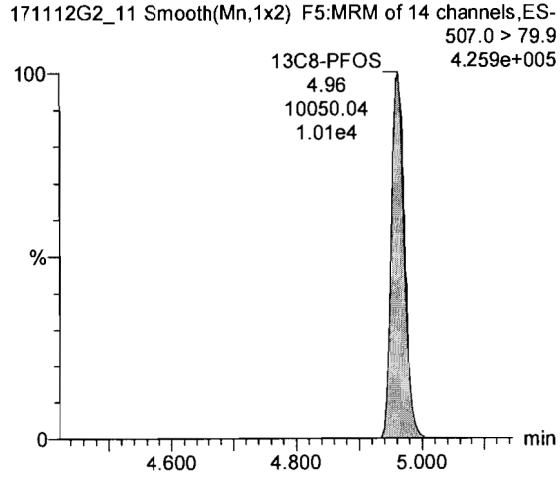

Dataset: U:\G1.PRO\Results\2017\171112G2\171112G2-11.qld

Last Altered: Tuesday, November 14, 2017 08:52:26 Pacific Standard Time
Printed: Tuesday, November 14, 2017 08:52:52 Pacific Standard Time

Name: 171112G2_11, Date: 12-Nov-2017, Time: 19:57:47, ID: ICV171112G2-1 PFC ICV 17K0837, Description: PFC ICV 17K0837

13C4-PFBA

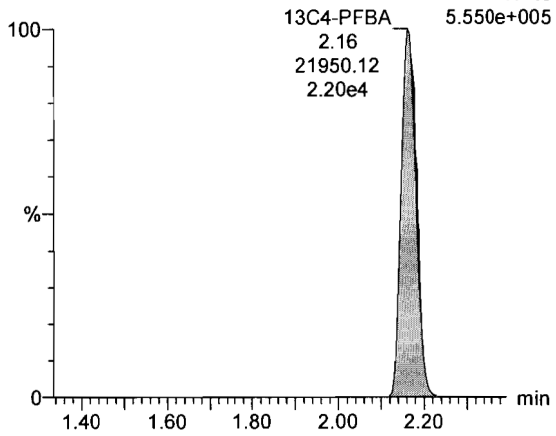

13C5-PFHxA

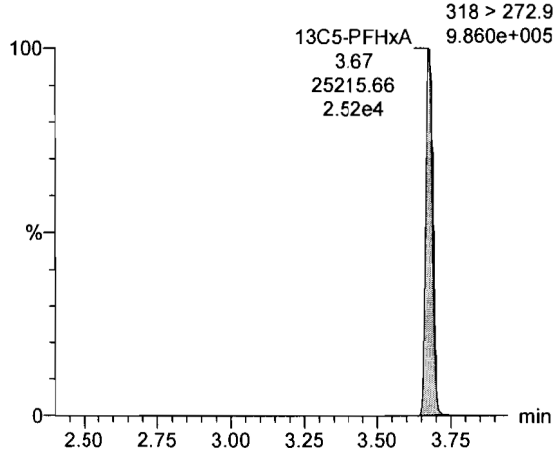

13C3-PFHxS

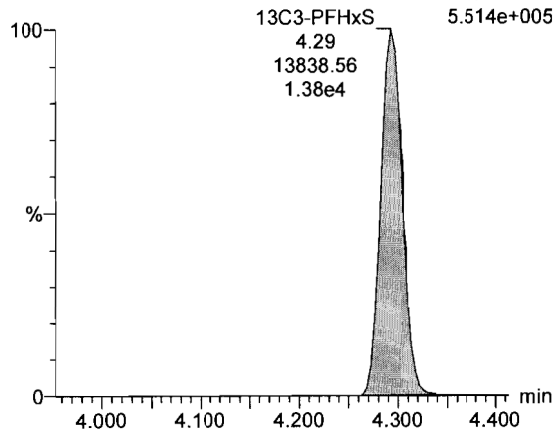

13C8-PFOA

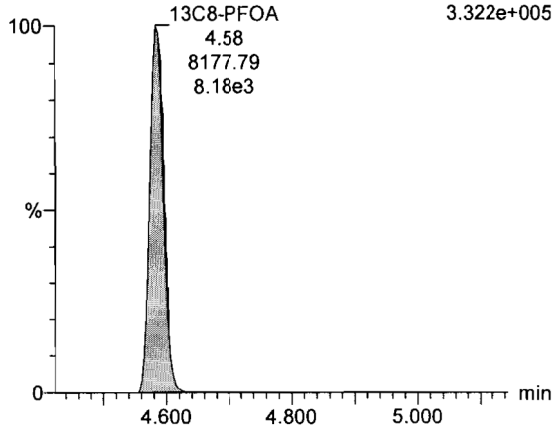

13C9-PFNA

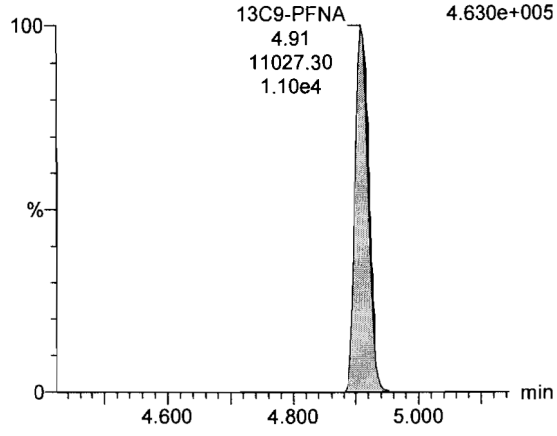

13C4-PFOS

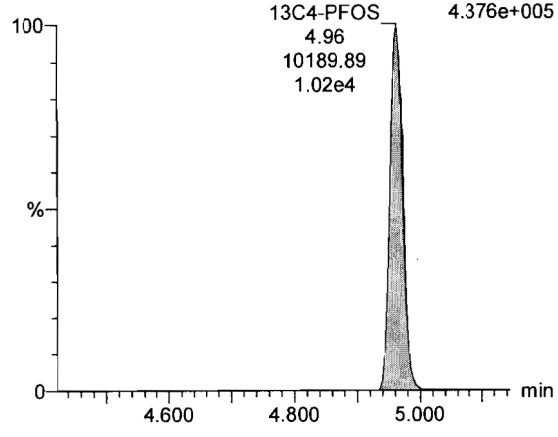

Dataset: U:\G1.PRO\Results\2017\171112G2\171112G2-11.qld

Last Altered: Tuesday, November 14, 2017 08:52:26 Pacific Standard Time
Printed: Tuesday, November 14, 2017 08:52:52 Pacific Standard Time

Name: 171112G2_11, Date: 12-Nov-2017, Time: 19:57:47, ID: ICV171112G2-1 PFC ICV 17K0837, Description: PFC ICV 17K0837

TCDA

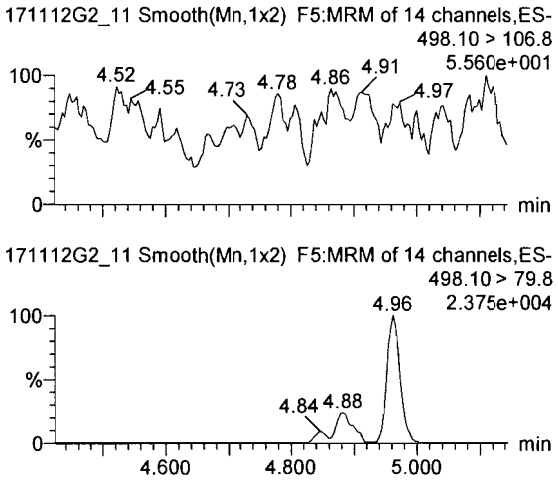

13C8-PFOS

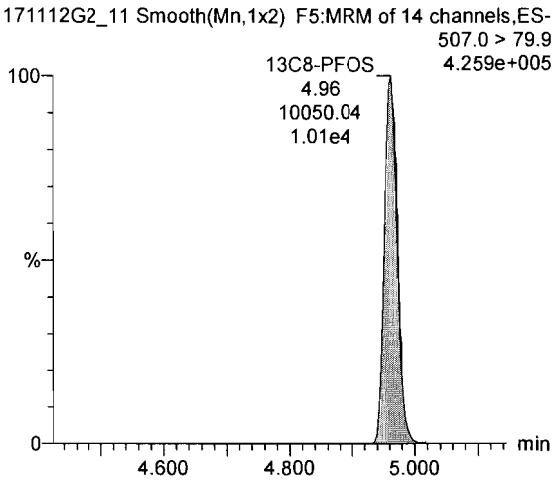

Vista Analytical Laboratory

Dataset: U:\G1.PRO\Results\2017\171112G2\171112G2-IB.qld

Last Altered: Tuesday, November 14, 2017 11:50:14 Pacific Standard Time
Printed: Tuesday, November 14, 2017 11:50:46 Pacific Standard Time

Method: U:\G1.PRO\MethDB\PFAS_A_171112.mdb 14 Nov 2017 10:40:54
Calibration: U:\G1.PRO\CurveDB\C18_VAL-PFC_Q1_11-12-17_L10_NEW.cdb 14 Nov 2017 08:51:37

Name: 171112G2_10, Date: 12-Nov-2017, Time: 19:45:14, ID: IPA, Description: IPA

	#	Name	Trace	Area	IS Area	Wt./Vol.	RRF	Pred.RT	RT	y Axis Resp.	Conc.	%Rec
1	1	PFBA	212.9 > 168.9			1.0000		0.00				
2	2	PFPeA	263.0 > 218.8			1.0000		0.00				
3	3	PFBS	299.0 > 79.7			1.0000		0.00				
4	4	PFHxA	312.9 > 268.9			1.0000		0.00				
5	5	PFHpA	363 > 318.9			1.0000		0.00				
6	6	PFHxS	398.9 > 79.6			1.0000		0.00				
7	7	PFOA	413.0 > 368.7			1.0000		0.00				
8	8	PFNA	463.0 > 418.8			1.0000		0.00				
9	9	PFOS	499.0 >79.9			1.0000		0.00				
10	10	PFDA	512.7 > 219.0			1.0000		0.00				
11	11	13C3-PFBA	215.9 > 171.8			1.0000		0.00				
12	12	13C3-PFBS	302.0 > 98.8			1.0000		0.00				
13	13	13C3-PFPeA	266.0 > 221.8			1.0000		0.00				
14	14	13C2-PFHxA	315.0 > 269.8			1.0000		0.00				
15	15	13C4-PFHpA	367.2 > 321.8			1.0000		0.00				
16	16	18O2-PFHxS	403 > 102.6			1.0000		0.00				
17	17	13C2-PFOA	414.9 > 369.7			1.0000		0.00				
18	18	13C5-PFNA	468.2 > 422.9			1.0000		0.00				
19	19	13C2-PFDA	514.8 > 469.7			1.0000		0.00				
20	20	13C8-PFOS	507.0 > 79.9			1.0000		0.00				
21	21	13C4-PFBA	216.9 > 171.8			1.0000		2.16				
22	22	13C5-PFHxA	318>272.9			1.0000		3.69				
23	23	13C3-PFHxS	401.9 > 79.9			1.0000		4.32				
24	24	13C8-PFOA	421.3 > 376			1.0000		4.61				
25	25	13C9-PFNA	472.2 > 426.9			1.0000		4.94				
26	26	13C4-PFOS	503.0 > 79.9			1.0000		5.00				
27	27	13C6-PFDA	519.10 > 473....			1.0000		5.22				
28	28	Total PFHxS	398.9 > 79.6	0.00e0		1.0000		4.32		0.000		
29	29	Total PFOA	413.0 > 368.7	0.00e0		1.0000		4.58		0.000		
30	30	Total PFOS	499.0 >79.9	0.00e0		1.0000		5.00		0.000		
31	31	TCDA	498.10 > 106.8			1.0000		3.80				

Dataset: U:\G1.PRO\Results\2017\171112G2\171112G2-IB.qld

Last Altered: Tuesday, November 14, 2017 11:50:14 Pacific Standard Time
Printed: Tuesday, November 14, 2017 11:50:46 Pacific Standard Time

Method: U:\G1.PRO\MethDB\PFAS_A_171112.mdb 14 Nov 2017 10:40:54
Calibration: U:\G1.PRO\CurveDB\C18_VAL-PFC_Q1_11-12-17_L10_NEW.cdb 14 Nov 2017 08:51:37

Name: 171112G2_10, Date: 12-Nov-2017, Time: 19:45:14, ID: IPA, Description: IPA

PFBA

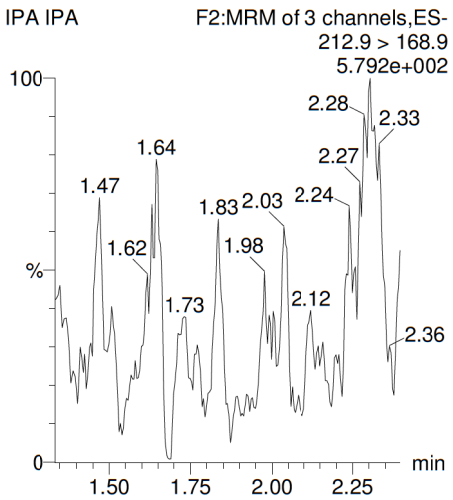

PFPeA

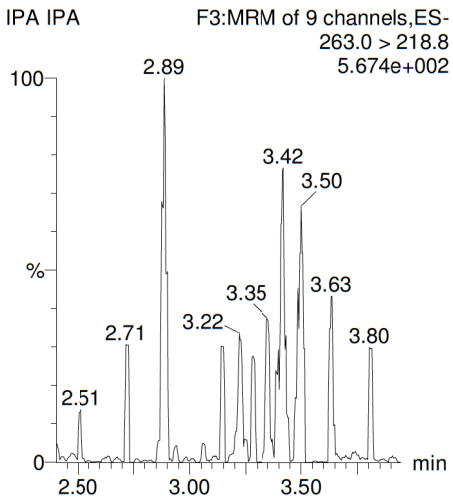

PFBS

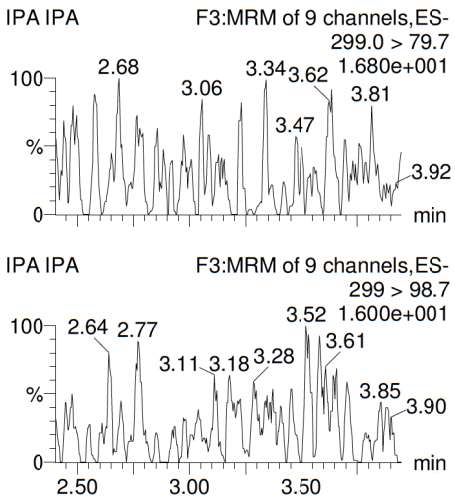

PFHxA

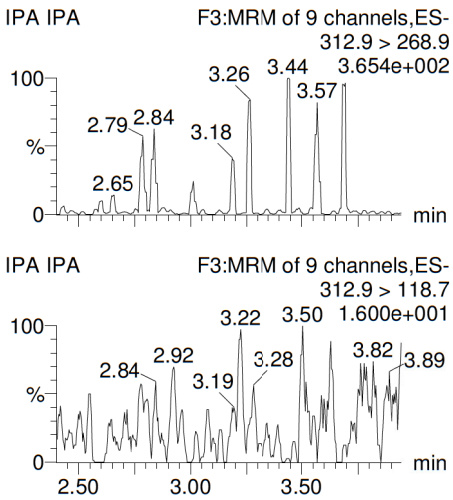

13C3-PFBA

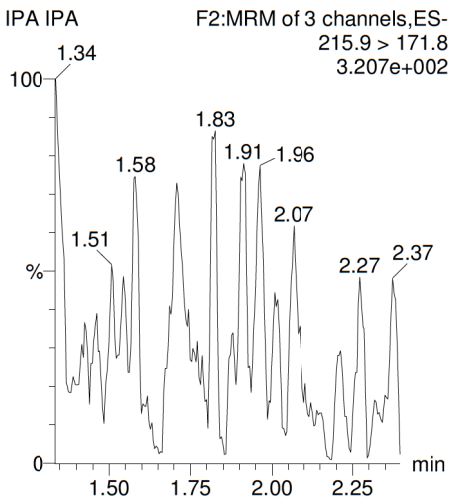

13C3-PFPeA

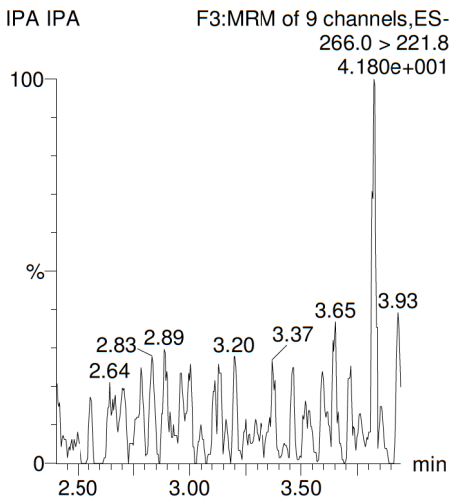

13C3-PFBS

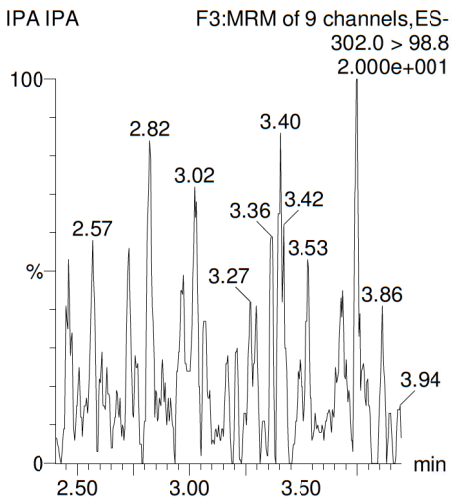

13C2-PFHxA

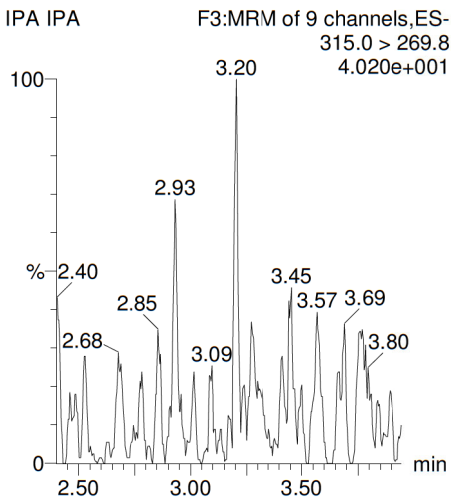

Dataset: U:\G1.PRO\Results\2017\171112G2\171112G2-IB.qld

Last Altered: Tuesday, November 14, 2017 11:50:14 Pacific Standard Time
Printed: Tuesday, November 14, 2017 11:50:46 Pacific Standard Time

Name: 171112G2_10, Date: 12-Nov-2017, Time: 19:45:14, ID: IPA, Description: IPA

PFHpA

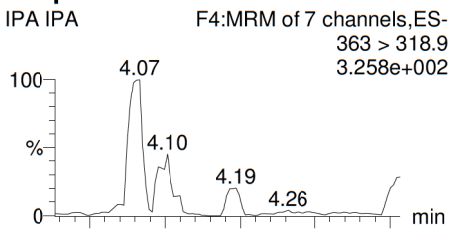

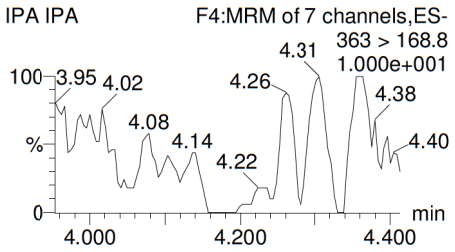

Total PFHxS

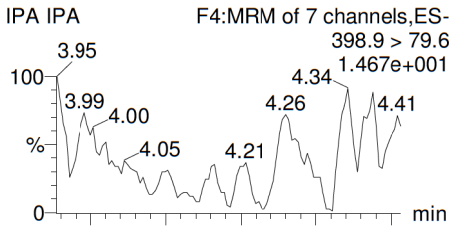

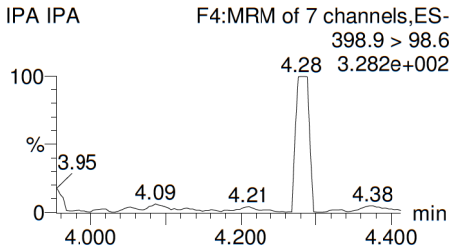

Total PFOA

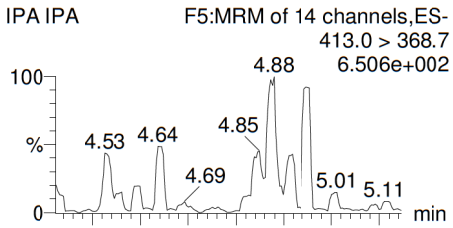

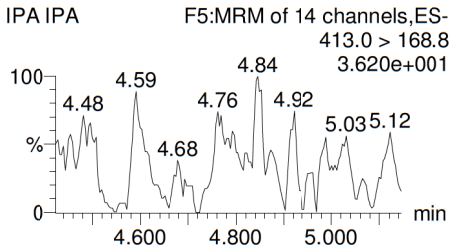

PFNA

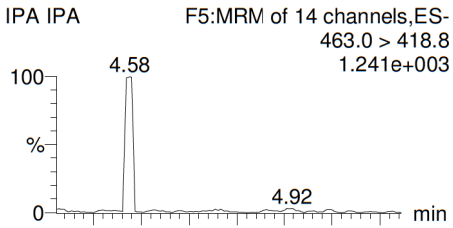

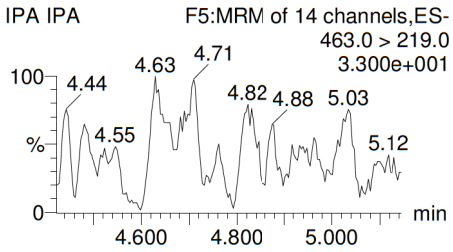

13C4-PFHpA

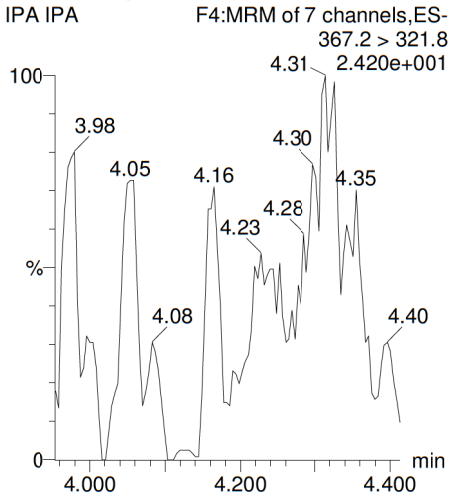

18O2-PFHxS

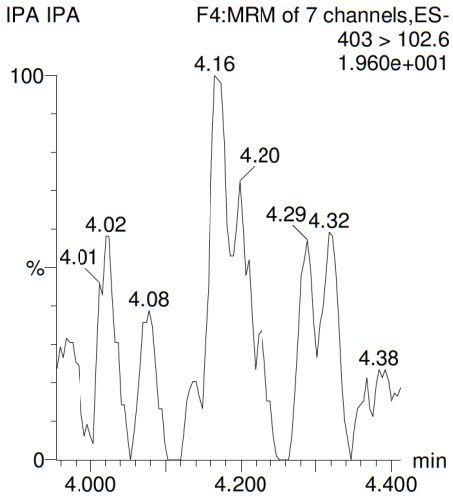

13C2-PFOA

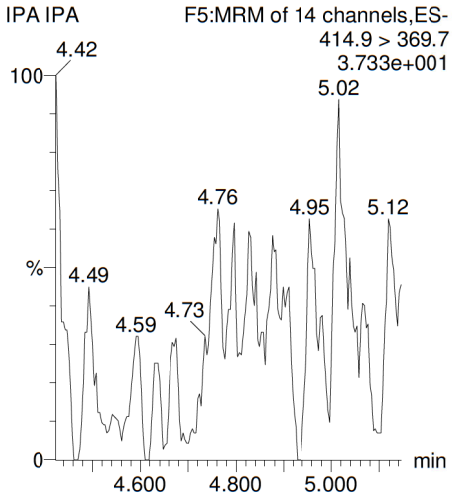

13C5-PFNA

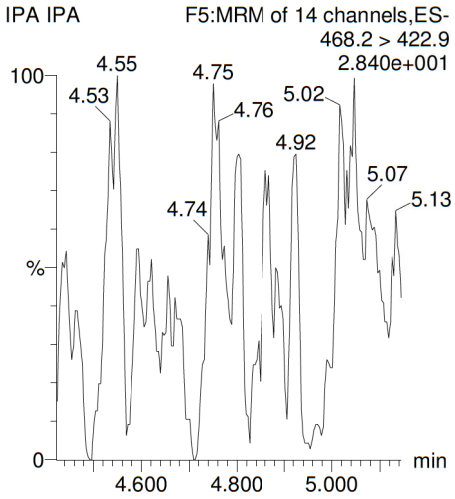

Vista Analytical Laboratory

Dataset: U:\G1.PRO\Results\2017\171112G2\171112G2-IB.qld

Last Altered: Tuesday, November 14, 2017 11:50:14 Pacific Standard Time
Printed: Tuesday, November 14, 2017 11:50:46 Pacific Standard Time

Name: 171112G2_10, Date: 12-Nov-2017, Time: 19:45:14, ID: IPA, Description: IPA

Total PFOS

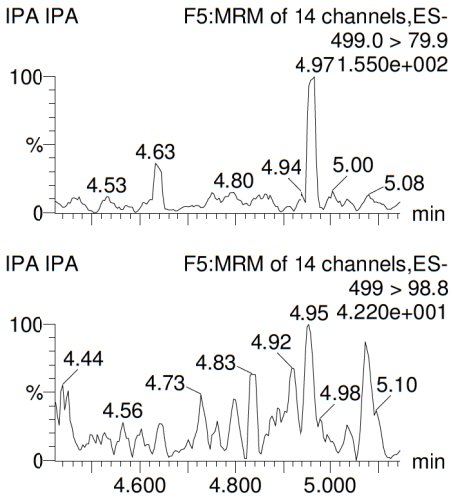

PFDA

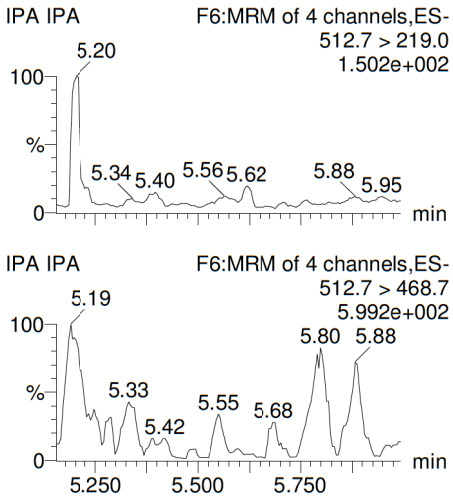

13C4-PFBA

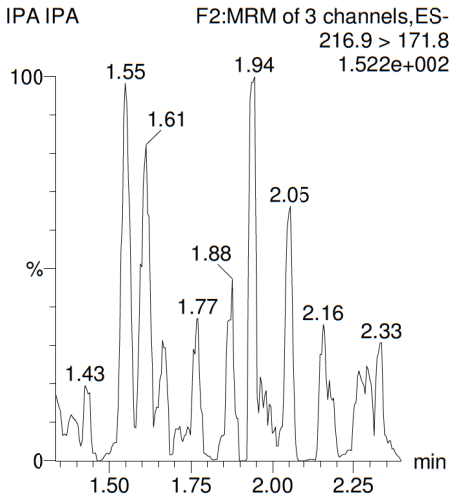

13C5-PFHxA

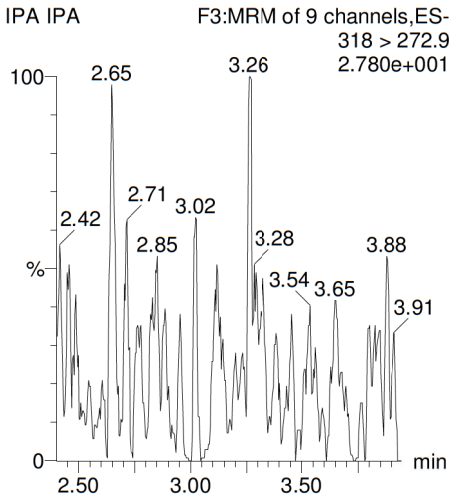

13C8-PFOS

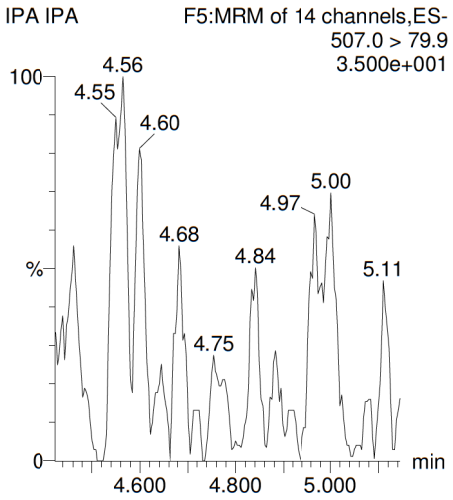

13C2-PFDA

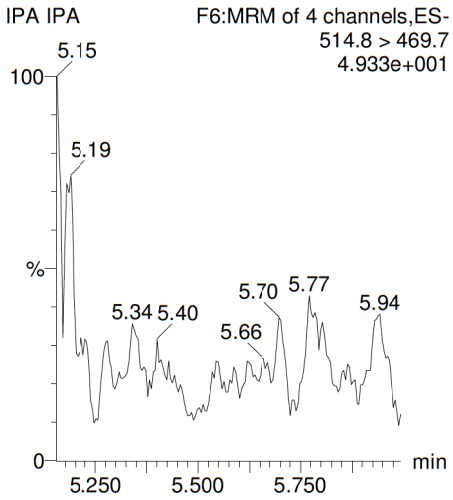

13C3-PFHxS

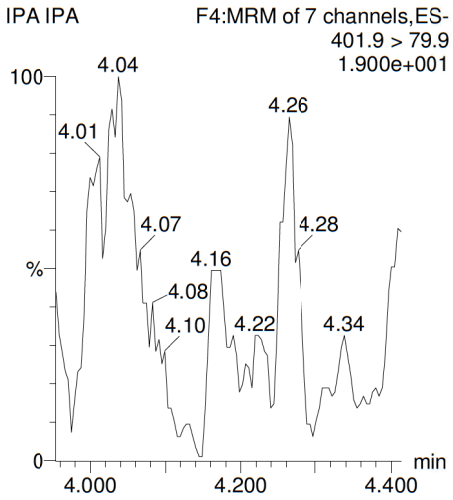

13C8-PFOA

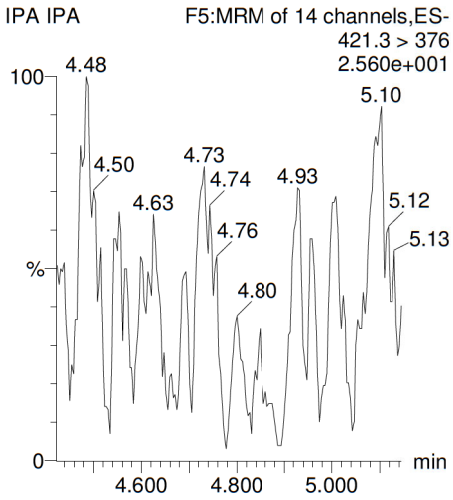

Vista Analytical Laboratory

Dataset: U:\G1.PRO\Results\2017\171112G2\171112G2-IB.qld

Last Altered: Tuesday, November 14, 2017 11:50:14 Pacific Standard Time
Printed: Tuesday, November 14, 2017 11:50:46 Pacific Standard Time

Name: 171112G2_10, Date: 12-Nov-2017, Time: 19:45:14, ID: IPA, Description: IPA

13C9-PFNA

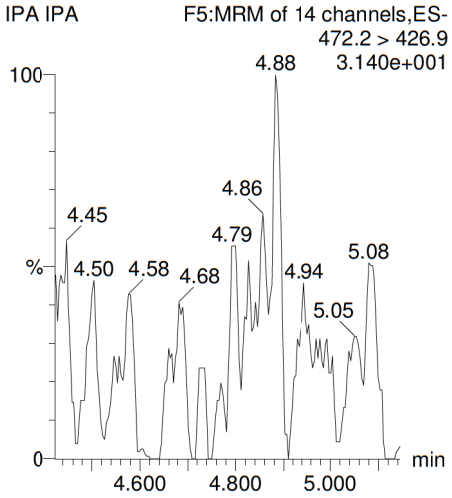

13C4-PFOS

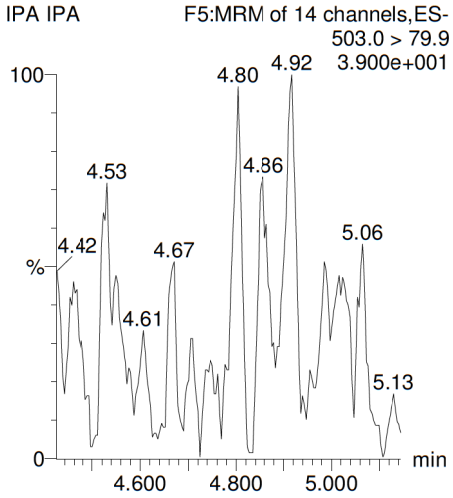

13C6-PFDA

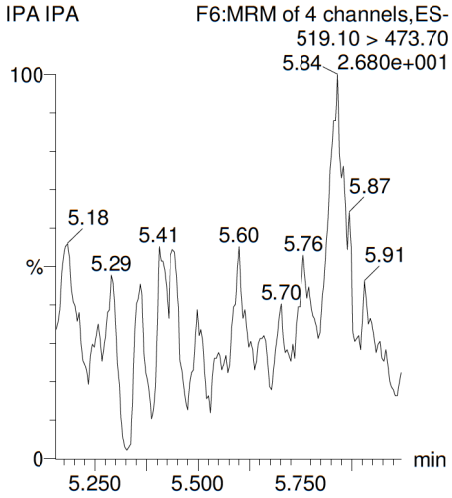

8.2 FTS > 130% rec in ICV

Dataset: U:\Q4.PRO\results\171130M2\171130M2-CRV.qld

Last Altered: Friday, December 01, 2017 12:17:32 Pacific Standard Time
Printed: Friday, December 01, 2017 12:22:13 Pacific Standard Time

Method: U:\Q4.PRO\MethDB\PFAS_FULL_80C_112917.mdb 29 Nov 2017 15:16:56
Calibration: U:\Q4.PRO\CurveDB\C18_VAL-PFAS_Q4_11-30-17_FULL.cdb 01 Dec 2017 12:17:32

AC 12/1/17
v JA. 12/01/2017

Compound name: PFBA
Correlation coefficient: r = 0.999968, r^2 = 0.999936
Calibration curve: 1.15724 * x + -0.0415544
Response type: Internal Std (Ref 31), Area * (IS Conc. / IS Area)
Curve type: Linear, Origin: Include, Weighting: 1/x, Axis trans: None

	#	Name	Type	Std. Conc	RT	Area	IS Area	Response	Conc.	%Dev	Conc. Flag	CoD	CoD Flag	x=excluded
1	1	171130M2_1	Standard	0.250	1.48	179.256	9503.607	0.236	0.2	-4.1	NO	1.000	NO	MM
2	2	171130M2_2	Standard	0.500	1.48	382.694	9874.250	0.484	0.5	-9.1	NO	1.000	NO	MM
3	3	171130M2_3	Standard	1.000	1.48	835.812	9886.194	1.057	0.9	-5.1	NO	1.000	NO	bb
4	4	171130M2_4	Standard	2.000	1.48	1763.749	9482.467	2.325	2.0	2.3	NO	1.000	NO	MM
5	5	171130M2_5	Standard	5.000	1.48	4648.572	9890.582	5.875	5.1	2.3	NO	1.000	NO	bb
6	6	171130M2_6	Standard	10.000	1.48	9335.230	10058.718	11.601	10.1	0.6	NO	1.000	NO	MM
7	7	171130M2_7	Standard	50.000	1.48	44116.176	9648.854	57.152	49.4	-1.2	NO	1.000	NO	bb
8	8	171130M2_8	Standard	100.000	1.48	85282.094	9243.399	115.328	99.7	-0.3	NO	1.000	NO	bb
9	9	171130M2_9	Standard	250.000	1.48	220301.672	9490.519	290.160	250.8	0.3	NO	1.000	NO	bb

Compound name: PFPeA
Correlation coefficient: r = 0.999806, r^2 = 0.999612
Calibration curve: 1.05044 * x + 0.0321015
Response type: Internal Std (Ref 32), Area * (IS Conc. / IS Area)
Curve type: Linear, Origin: Exclude, Weighting: 1/x, Axis trans: None

	#	Name	Type	Std. Conc	RT	Area	IS Area	Response	Conc.	%Dev	Conc. Flag	CoD	CoD Flag	x=excluded
1	1	171130M2_1	Standard	0.250	2.44	262.035	12017.141	0.273	0.2	-8.4	NO	1.000	NO	bb
2	2	171130M2_2	Standard	0.500	2.44	541.058	12339.529	0.548	0.5	-1.8	NO	1.000	NO	bb
3	3	171130M2_3	Standard	1.000	2.43	1111.056	12152.585	1.143	1.1	5.7	NO	1.000	NO	bb
4	4	171130M2_4	Standard	2.000	2.43	1963.889	11975.487	2.050	1.9	-4.0	NO	1.000	NO	bb
5	5	171130M2_5	Standard	5.000	2.44	5283.067	12226.133	5.401	5.1	2.2	NO	1.000	NO	bb
6	6	171130M2_6	Standard	10.000	2.44	10214.733	11838.003	10.786	10.2	2.4	NO	1.000	NO	bb
7	7	171130M2_7	Standard	50.000	2.43	50261.316	11481.549	54.720	52.1	4.1	NO	1.000	NO	bb
8	8	171130M2_8	Standard	100.000	2.43	89904.984	10584.883	106.171	101.0	1.0	NO	1.000	NO	bb
9	9	171130M2_9	Standard	250.000	2.43	223571.234	10787.176	259.071	246.6	-1.4	NO	1.000	NO	bb

Dataset: U:\Q4.PRO\results\171130M2\171130M2-CRV.qld

Last Altered: Friday, December 01, 2017 12:17:32 Pacific Standard Time
Printed: Friday, December 01, 2017 12:22:13 Pacific Standard Time

Compound name: PFBS
Correlation coefficient: r = 0.998297, r^2 = 0.996598
Calibration curve: 2.31236 * x + -0.0549981
Response type: Internal Std (Ref 33), Area * (IS Conc. / IS Area)
Curve type: Linear, Origin: Exclude, Weighting: 1/x, Axis trans: None

	#	Name	Type	Std. Conc	RT	Area	IS Area	Response	Conc.	%Dev	Conc. Flag	CoD	CoD Flag	x=excluded
1	1	171130M2_1	Standard	0.250	2.71	75.568	1518.719	0.622	0.3	17.1	NO	0.997	NO	bb
2	2	171130M2_2	Standard	0.500	2.71	122.531	1509.230	1.015	0.5	-7.5	NO	0.997	NO	bb
3	3	171130M2_3	Standard	1.000	2.71	284.227	1462.164	2.430	1.1	7.5	NO	0.997	NO	bb
4	4	171130M2_4	Standard	2.000	2.71	532.292	1500.705	4.434	1.9	-2.9	NO	0.997	NO	bb
5	5	171130M2_5	Standard	5.000	2.71	1323.386	1526.378	10.838	4.7	-5.8	NO	0.997	NO	bb
6	6	171130M2_6	Standard	10.000	2.71	2781.361	1517.553	22.910	9.9	-0.7	NO	0.997	NO	bb
7	7	171130M2_7	Standard	50.000	2.70	13263.919	1477.582	112.210	48.5	-2.9	NO	0.997	NO	bb
8	8	171130M2_8	Standard	100.000	2.70	23371.834	1391.132	210.007	90.8	-9.2	NO	0.997	NO	bb
9	9	171130M2_9	Standard	250.000	2.71	61567.801	1275.556	603.343	260.9	4.4	NO	0.997	NO	bb

Compound name: PFHxA
Correlation coefficient: r = 0.999587, r^2 = 0.999175
Calibration curve: 1.49858 * x + 0.0522808
Response type: Internal Std (Ref 34), Area * (IS Conc. / IS Area)
Curve type: Linear, Origin: Exclude, Weighting: 1/x, Axis trans: None

	#	Name	Type	Std. Conc	RT	Area	IS Area	Response	Conc.	%Dev	Conc. Flag	CoD	CoD Flag	x=excluded
1	1	171130M2_1	Standard	0.250	3.21	398.263	4709.271	0.423	0.2	-1.1	NO	0.999	NO	bb
2	2	171130M2_2	Standard	0.500	3.21	735.643	4820.418	0.763	0.5	-5.1	NO	0.999	NO	bb
3	3	171130M2_3	Standard	1.000	3.21	1645.908	5086.429	1.618	1.0	4.5	NO	0.999	NO	bb
4	4	171130M2_4	Standard	2.000	3.21	3061.711	4698.827	3.258	2.1	7.0	NO	0.999	NO	bb
5	5	171130M2_5	Standard	5.000	3.21	7080.026	4854.463	7.292	4.8	-3.4	NO	0.999	NO	bb
6	6	171130M2_6	Standard	10.000	3.21	15462.910	5071.389	15.245	10.1	1.4	NO	0.999	NO	bb
7	7	171130M2_7	Standard	50.000	3.21	68980.516	4618.746	74.675	49.8	-0.4	NO	0.999	NO	bb
8	8	171130M2_8	Standard	100.000	3.21	122445.500	4286.475	142.828	95.3	-4.7	NO	0.999	NO	bb
9	9	171130M2_9	Standard	250.000	3.21	326814.063	4278.816	381.898	254.8	1.9	NO	0.999	NO	bb

Vista Analytical Laboratory

Dataset: U:\Q4.PRO\results\171130M2\171130M2-CRV.qld

Last Altered: Friday, December 01, 2017 12:17:32 Pacific Standard Time
Printed: Friday, December 01, 2017 12:22:13 Pacific Standard Time

Compound name: PFHpA
Correlation coefficient: r = 0.999543, r^2 = 0.999086
Calibration curve: 1.44003 * x + 0.0347273
Response type: Internal Std (Ref 35), Area * (IS Conc. / IS Area)
Curve type: Linear, Origin: Exclude, Weighting: 1/x, Axis trans: None

	# Name	Type	Std. Conc	RT	Area	IS Area	Response	Conc.	%Dev	Conc. Flag	CoD	CoD Flag	x=excluded
1	1 171130M2_1	Standard	0.250	3.84	288.866	9748.095	0.370	0.2	-6.8	NO	0.999	NO	bb
2	2 171130M2_2	Standard	0.500	3.84	603.213	9340.314	0.807	0.5	7.3	NO	0.999	NO	bb
3	3 171130M2_3	Standard	1.000	3.84	1101.818	9604.221	1.434	1.0	-2.8	NO	0.999	NO	bb
4	4 171130M2_4	Standard	2.000	3.84	2079.138	9341.915	2.782	1.9	-4.6	NO	0.999	NO	bb
5	5 171130M2_5	Standard	5.000	3.84	5637.709	8814.128	7.995	5.5	10.6	NO	0.999	NO	bb
6	6 171130M2_6	Standard	10.000	3.84	10714.787	9045.221	14.807	10.3	2.6	NO	0.999	NO	bb
7	7 171130M2_7	Standard	50.000	3.84	49596.438	9118.016	67.992	47.2	-5.6	NO	0.999	NO	bb
8	8 171130M2_8	Standard	100.000	3.84	93050.758	8278.914	140.494	97.5	-2.5	NO	0.999	NO	bb
9	9 171130M2_9	Standard	250.000	3.84	229820.156	7835.243	366.645	254.6	1.8	NO	0.999	NO	bb

Compound name: L-PFHxS
Correlation coefficient: r = 0.996902, r^2 = 0.993813
Calibration curve: 2.19916 * x + -0.07745
Response type: Internal Std (Ref 36), Area * (IS Conc. / IS Area)
Curve type: Linear, Origin: Exclude, Weighting: 1/x, Axis trans: None

	# Name	Type	Std. Conc	RT	Area	IS Area	Response	Conc.	%Dev	Conc. Flag	CoD	CoD Flag	x=excluded
1	1 171130M2_1	Standard	0.250	3.99	57.413	1222.645	0.587	0.3	20.9	NO	0.994	NO	MM
2	2 171130M2_2	Standard	0.500	3.99	104.877	1233.413	1.063	0.5	3.7	NO	0.994	NO	MM
3	3 171130M2_3	Standard	1.000	3.99	216.644	1316.899	2.056	1.0	-3.0	NO	0.994	NO	MM
4	4 171130M2_4	Standard	2.000	3.99	419.247	1344.884	3.897	1.8	-9.6	NO	0.994	NO	MM
5	5 171130M2_5	Standard	5.000	3.99	1009.437	1131.111	11.155	5.1	2.2	NO	0.994	NO	MM
6	6 171130M2_6	Standard	10.000	3.99	2075.411	1261.679	20.562	9.4	-6.1	NO	0.994	NO	MM
7	7 171130M2_7	Standard	50.000	3.98	10249.093	1171.823	109.329	49.7	-0.5	NO	0.994	NO	MM
8	8 171130M2_8	Standard	100.000	3.98	17638.008	1153.031	191.214	87.0	-13.0	NO	0.994	NO	MM
9	9 171130M2_9	Standard	250.000	3.98	48032.250	1034.572	580.340	263.9	5.6	NO	0.994	NO	MM

Vista Analytical Laboratory

Dataset: U:\Q4.PRO\results\171130M2\171130M2-CRV.qld

Last Altered: Friday, December 01, 2017 12:17:32 Pacific Standard Time
Printed: Friday, December 01, 2017 12:22:13 Pacific Standard Time

Compound name: 6:2 FTS
Coefficient of Determination: R^2 = 0.995689
Calibration curve: -0.00892951 * x^2 + 1.1903 * x + -0.0510228
Response type: Internal Std (Ref 37), Area * (IS Conc. / IS Area)
Curve type: 2nd Order, Origin: Exclude, Weighting: 1/x, Axis trans: None

	#	Name	Type	Std. Conc	RT	Area	IS Area	Response	Conc.	%Dev	Conc. Flag	CoD	CoD Flag	x=excluded
1	1	171130M2_1	Standard	0.250	4.31	76.932	2949.095	0.326	0.3	27.0	NO	0.996	NO	bb
2	2	171130M2_2	Standard	0.500	4.31	105.122	2877.641	0.457	0.4	-14.4	NO	0.996	NO	bb
3	3	171130M2_3	Standard	1.000	4.30	249.703	3189.312	0.979	0.9	-12.9	NO	0.996	NO	bb
4	4	171130M2_4	Standard	2.000	4.31	443.361	2652.577	2.089	1.8	-8.8	NO	0.996	NO	bb
5	5	171130M2_5	Standard	5.000	4.31	1377.511	2705.069	6.365	5.6	12.6	NO	0.996	NO	bb
6	6	171130M2_6	Standard	10.000	4.31	2394.627	2817.986	10.622	9.7	-3.3	NO	0.996	NO	bb
7	7	171130M2_7	Standard	50.000	4.31	10838.958	3646.967	37.151	50.0	0.1	NO	0.996	NO	bb
8	8	171130M2_8	Standard	100.000	4.30	22488.832	4100.334	68.558			NO	0.996	NO	bbXl
9	9	171130M2_9	Standard	250.000	4.31	52480.293	5027.241	130.490			NO	0.996	NO	bbXl

Compound name: L-PFOA
Correlation coefficient: r = 0.999101, r^2 = 0.998203
Calibration curve: 0.993789 * x + 0.221123
Response type: Internal Std (Ref 38), Area * (IS Conc. / IS Area)
Curve type: Linear, Origin: Exclude, Weighting: 1/x, Axis trans: None

	#	Name	Type	Std. Conc	RT	Area	IS Area	Response	Conc.	%Dev	Conc. Flag	CoD	CoD Flag	x=excluded
1	1	171130M2_1	Standard	0.250	4.36	409.991	11747.346	0.436	0.2	-13.4	NO	0.998	NO	bb
2	2	171130M2_2	Standard	0.500	4.36	568.685	9781.752	0.727	0.5	1.8	NO	0.998	NO	bb
3	3	171130M2_3	Standard	1.000	4.36	1065.737	12289.822	1.084	0.9	-13.2	NO	0.998	NO	bb
4	4	171130M2_4	Standard	2.000	4.36	1939.947	10284.639	2.358	2.2	7.5	NO	0.998	NO	bb
5	5	171130M2_5	Standard	5.000	4.36	5831.622	12638.643	5.768	5.6	11.6	NO	0.998	NO	bb
6	6	171130M2_6	Standard	10.000	4.36	9792.499	11643.548	10.513	10.4	3.6	NO	0.998	NO	bb
7	7	171130M2_7	Standard	50.000	4.36	50617.680	11796.812	53.635	53.7	7.5	NO	0.998	NO	bb
8	8	171130M2_8	Standard	100.000	4.36	76808.578	10231.100	93.842	94.2	-5.8	NO	0.998	NO	bb
9	9	171130M2_9	Standard	250.000	4.36	234868.906	11753.923	249.777	251.1	0.4	NO	0.998	NO	bb

Dataset: U:\Q4.PRO\results\171130M2\171130M2-CRV.qld

Last Altered: Friday, December 01, 2017 12:17:32 Pacific Standard Time
Printed: Friday, December 01, 2017 12:22:13 Pacific Standard Time

Compound name: PFHpS
Coefficient of Determination: R^2 = 0.998733
Calibration curve: -0.000260187 * x^2 + 0.306607 * x + -0.0285732
Response type: Internal Std (Ref 38), Area * (IS Conc. / IS Area)
Curve type: 2nd Order, Origin: Exclude, Weighting: 1/x, Axis trans: None

	#	Name	Type	Std. Conc	RT	Area	IS Area	Response	Conc.	%Dev	Conc. Flag	CoD	CoD Flag	x=excluded
1	1	171130M2_1	Standard	0.250	4.48	58.575	11747.346	0.062	0.3	18.6	NO	0.999	NO	MM
2	2	171130M2_2	Standard	0.500	4.47	104.971	9781.752	0.134	0.5	6.2	NO	0.999	NO	bb
3	3	171130M2_3	Standard	1.000	4.47	238.889	12289.822	0.243	0.9	-11.4	NO	0.999	NO	bb
4	4	171130M2_4	Standard	2.000	4.47	460.880	10284.639	0.560	1.9	-3.8	NO	0.999	NO	bb
5	5	171130M2_5	Standard	5.000	4.47	1395.928	12638.643	1.381	4.6	-7.7	NO	0.999	NO	bb
6	6	171130M2_6	Standard	10.000	4.47	2784.163	11643.548	2.989	9.9	-0.7	NO	0.999	NO	bb
7	7	171130M2_7	Standard	50.000	4.47	13098.033	11796.812	13.879	47.3	-5.5	NO	0.999	NO	bb
8	8	171130M2_8	Standard	100.000	4.47	24018.488	10231.100	29.345	105.2	5.2	NO	0.999	NO	bb
9	9	171130M2_9	Standard	250.000	4.47	56412.785	11753.923	59.994	247.9	-0.8	NO	0.999	NO	bb

Compound name: PFNA
Coefficient of Determination: R^2 = 0.999742
Calibration curve: -0.000369406 * x^2 + 1.28272 * x + 0.0412203
Response type: Internal Std (Ref 39), Area * (IS Conc. / IS Area)
Curve type: 2nd Order, Origin: Exclude, Weighting: 1/x, Axis trans: None

	#	Name	Type	Std. Conc	RT	Area	IS Area	Response	Conc.	%Dev	Conc. Flag	CoD	CoD Flag	x=excluded
1	1	171130M2_1	Standard	0.250	4.80	340.462	13270.944	0.321	0.2	-12.8	NO	1.000	NO	bb
2	2	171130M2_2	Standard	0.500	4.80	806.732	12819.439	0.787	0.6	16.2	NO	1.000	NO	bb
3	3	171130M2_3	Standard	1.000	4.80	1485.193	14951.077	1.242	0.9	-6.4	NO	1.000	NO	bb
4	4	171130M2_4	Standard	2.000	4.80	2725.275	12328.929	2.763	2.1	6.2	NO	1.000	NO	bb
5	5	171130M2_5	Standard	5.000	4.80	5666.443	11705.378	6.051	4.7	-6.2	NO	1.000	NO	bb
6	6	171130M2_6	Standard	10.000	4.80	9439.782	8836.876	13.353	10.4	4.1	NO	1.000	NO	bb
7	7	171130M2_7	Standard	50.000	4.80	55228.105	11139.453	61.974	49.0	-2.1	NO	1.000	NO	bb
8	8	171130M2_8	Standard	100.000	4.79	105799.063	10503.691	125.907	101.1	1.1	NO	1.000	NO	bb
9	9	171130M2_9	Standard	250.000	4.79	250368.828	10524.612	297.361	249.8	-0.1	NO	1.000	NO	bb

Dataset: U:\Q4.PRO\results\171130M2\171130M2-CRV.qld

Last Altered: Friday, December 01, 2017 12:17:32 Pacific Standard Time
Printed: Friday, December 01, 2017 12:22:13 Pacific Standard Time

Compound name: PFOSA
Correlation coefficient: r = 0.999106, r^2 = 0.998213
Calibration curve: 0.994678 * x + -0.00199768
Response type: Internal Std (Ref 40), Area * (IS Conc. / IS Area)
Curve type: Linear, Origin: Exclude, Weighting: 1/x, Axis trans: None

	#	Name	Type	Std. Conc	RT	Area	IS Area	Response	Conc.	%Dev	Conc. Flag	CoD	CoD Flag	x=excluded
1	1	171130M2_1	Standard	0.250	4.86	62.992	4176.433	0.189	0.2	-23.4	NO	0.998	NO	bb
2	2	171130M2_2	Standard	0.500	4.85	165.130	4005.932	0.515	0.5	4.0	NO	0.998	NO	bb
3	3	171130M2_3	Standard	1.000	4.85	357.493	4496.594	0.994	1.0	0.1	NO	0.998	NO	bb
4	4	171130M2_4	Standard	2.000	4.85	627.170	3940.386	1.990	2.0	0.1	NO	0.998	NO	bb
5	5	171130M2_5	Standard	5.000	4.85	1675.016	3963.729	5.282	5.3	6.3	NO	0.998	NO	bb
6	6	171130M2_6	Standard	10.000	4.85	3628.134	4186.773	10.832	10.9	8.9	NO	0.998	NO	bb
7	7	171130M2_7	Standard	50.000	4.85	15332.824	3816.294	50.222	50.5	1.0	NO	0.998	NO	bb
8	8	171130M2_8	Standard	100.000	4.85	30821.063	3650.714	105.531	106.1	6.1	NO	0.998	NO	bb
9	9	171130M2_9	Standard	250.000	4.85	73224.852	3798.767	240.949	242.2	-3.1	NO	0.998	NO	bb

Compound name: L-PFOS
Correlation coefficient: r = 0.999139, r^2 = 0.998279
Calibration curve: 1.01107 * x + -0.0499658
Response type: Internal Std (Ref 41), Area * (IS Conc. / IS Area)
Curve type: Linear, Origin: Include, Weighting: 1/x, Axis trans: None

	#	Name	Type	Std. Conc	RT	Area	IS Area	Response	Conc.	%Dev	Conc. Flag	CoD	CoD Flag	x=excluded
1	1	171130M2_1	Standard	0.250	4.89	40.544	3733.393	0.136	0.2	-26.5	NO	0.998	NO	MM
2	2	171130M2_2	Standard	0.500	4.88	166.908	3478.020	0.600	0.6	28.5	NO	0.998	NO	MM
3	3	171130M2_3	Standard	1.000	4.88	243.611	3641.078	0.836	0.9	-12.3	NO	0.998	NO	MM
4	4	171130M2_4	Standard	2.000	4.88	431.966	3558.796	1.517	1.6	-22.5	NO	0.998	NO	MM
5	5	171130M2_5	Standard	5.000	4.88	1398.526	3003.574	5.820	5.8	16.1	NO	0.998	NO	MM
6	6	171130M2_6	Standard	10.000	4.88	2846.063	3899.036	9.124	9.1	-9.3	NO	0.998	NO	MM
7	7	171130M2_7	Standard	50.000	4.88	13544.815	3123.322	54.208	53.7	7.3	NO	0.998	NO	MM
8	8	171130M2_8	Standard	100.000	4.88	26080.139	3221.011	101.211	100.2	0.2	NO	0.998	NO	MM
9	9	171130M2_9	Standard	250.000	4.88	62433.980	3128.150	249.484	246.8	-1.3	NO	0.998	NO	MM

Dataset: U:\Q4.PRO\results\171130M2\171130M2-CRV.qld

Last Altered: Friday, December 01, 2017 12:17:32 Pacific Standard Time
Printed: Friday, December 01, 2017 12:22:13 Pacific Standard Time

Compound name: PFDA
Coefficient of Determination: R^2 = 0.999735
Calibration curve: -0.000318025 * x^2 + 1.2448 * x + -0.0459846
Response type: Internal Std (Ref 42), Area * (IS Conc. / IS Area)
Curve type: 2nd Order, Origin: Exclude, Weighting: 1/x, Axis trans: None

	#	Name	Type	Std. Conc	RT	Area	IS Area	Response	Conc.	%Dev	Conc. Flag	CoD	CoD Flag	x=excluded
1	1	171130M2_1	Standard	0.250	5.17	272.344	12192.217	0.279	0.3	4.5	NO	1.000	NO	bb
2	2	171130M2_2	Standard	0.500	5.17	604.706	12445.296	0.607	0.5	5.0	NO	1.000	NO	bb
3	3	171130M2_3	Standard	1.000	5.17	1014.906	10372.713	1.223	1.0	2.0	NO	1.000	NO	bb
4	4	171130M2_4	Standard	2.000	5.17	2227.585	12666.032	2.198	1.8	-9.8	NO	1.000	NO	bb
5	5	171130M2_5	Standard	5.000	5.17	7478.430	14553.928	6.423	5.2	4.1	NO	1.000	NO	bb
6	6	171130M2_6	Standard	10.000	5.17	11990.233	12897.770	11.620	9.4	-6.1	NO	1.000	NO	bb
7	7	171130M2_7	Standard	50.000	5.17	54613.434	11243.512	60.717	49.4	-1.1	NO	1.000	NO	bb
8	8	171130M2_8	Standard	100.000	5.17	101706.305	10316.050	123.238	101.7	1.7	NO	1.000	NO	bb
9	9	171130M2_9	Standard	250.000	5.17	275753.156	11859.434	290.647	249.4	-0.2	NO	1.000	NO	bb

Compound name: 8:2 FTS
Coefficient of Determination: R^2 = 0.998880
Calibration curve: -0.000137534 * x^2 + 0.246001 * x + 0.0115431
Response type: Internal Std (Ref 42), Area * (IS Conc. / IS Area)
Curve type: 2nd Order, Origin: Include, Weighting: 1/x, Axis trans: None

	#	Name	Type	Std. Conc	RT	Area	IS Area	Response	Conc.	%Dev	Conc. Flag	CoD	CoD Flag	x=excluded
1	1	171130M2_1	Standard	0.250	5.14	62.605	12192.217	0.064	0.2	-14.4	NO	0.999	NO	bb
2	2	171130M2_2	Standard	0.500	5.14	161.819	12445.296	0.163	0.6	22.8	NO	0.999	NO	bb
3	3	171130M2_3	Standard	1.000	5.14	233.107	10372.713	0.281	1.1	9.6	NO	0.999	NO	bb
4	4	171130M2_4	Standard	2.000	5.14	474.417	12666.032	0.468	1.9	-7.1	NO	0.999	NO	bb
5	5	171130M2_5	Standard	5.000	5.14	1662.566	14553.928	1.428	5.8	15.5	NO	0.999	NO	bb
6	6	171130M2_6	Standard	10.000	5.14	2305.559	12897.770	2.234	9.1	-9.2	NO	0.999	NO	bb
7	7	171130M2_7	Standard	50.000	5.14	11156.445	11243.512	12.403	51.9	3.8	NO	0.999	NO	bb
8	8	171130M2_8	Standard	100.000	5.14	18725.438	10316.050	22.690	97.5	-2.5	NO	0.999	NO	bb
9	9	171130M2_9	Standard	250.000	5.14	50334.129	11859.434	53.053	250.8	0.3	NO	0.999	NO	bb

Dataset: U:\Q4.PRO\results\171130M2\171130M2-CRV.qld

Last Altered: Friday, December 01, 2017 12:17:32 Pacific Standard Time
Printed: Friday, December 01, 2017 12:22:13 Pacific Standard Time

Compound name: N-MeFOSAA
Correlation coefficient: r = 0.998317, r^2 = 0.996637
Calibration curve: 1.62324 * x + 0.0453121
Response type: Internal Std (Ref 44), Area * (IS Conc. / IS Area)
Curve type: Linear, Origin: Exclude, Weighting: 1/x, Axis trans: None

	# Name	Type	Std. Conc	RT	Area	IS Area	Response	Conc.	%Dev	Conc. Flag	CoD	CoD Flag	x=excluded
1	1 171130M2_1	Standard	0.250	5.33	137.537	4745.171	0.362	0.2	-21.9	NO	0.997	NO	bb
2	2 171130M2_2	Standard	0.500	5.32	315.986	4920.529	0.803	0.5	-6.7	NO	0.997	NO	bb
3	3 171130M2_3	Standard	1.000	5.32	661.026	5382.417	1.535	0.9	-8.2	NO	0.997	NO	bb
4	4 171130M2_4	Standard	2.000	5.32	1341.681	4508.694	3.720	2.3	13.2	NO	0.997	NO	bb
5	5 171130M2_5	Standard	5.000	5.32	3302.465	4936.441	8.362	5.1	2.5	NO	0.997	NO	bb
6	6 171130M2_6	Standard	10.000	5.32	7158.327	4308.112	20.770	12.8	27.7	NO	0.997	NO	bb
7	7 171130M2_7	Standard	50.000	5.32	30525.266	5176.330	73.714	45.4	-9.2	NO	0.997	NO	bb
8	8 171130M2_8	Standard	100.000	5.32	62119.207	4625.540	167.870	103.4	3.4	NO	0.997	NO	bb
9	9 171130M2_9	Standard	250.000	5.32	136925.078	4247.007	403.005	248.2	-0.7	NO	0.997	NO	bb

Compound name: N-EtFOSAA
Coefficient of Determination: R^2 = 0.998249
Calibration curve: -2.37671e-005 * x^2 + 1.14119 * x + -0.0129914
Response type: Internal Std (Ref 45), Area * (IS Conc. / IS Area)
Curve type: 2nd Order, Origin: Include, Weighting: 1/x, Axis trans: None

	# Name	Type	Std. Conc	RT	Area	IS Area	Response	Conc.	%Dev	Conc. Flag	CoD	CoD Flag	x=excluded
1	1 171130M2_1	Standard	0.250	5.48	86.801	5060.332	0.214	0.2	-20.3	NO	0.998	NO	bb
2	2 171130M2_2	Standard	0.500	5.48	255.989	5112.001	0.626	0.6	12.0	NO	0.998	NO	bb
3	3 171130M2_3	Standard	1.000	5.48	466.179	5048.850	1.154	1.0	2.3	NO	0.998	NO	bb
4	4 171130M2_4	Standard	2.000	5.48	943.918	5222.814	2.259	2.0	-0.4	NO	0.998	NO	bb
5	5 171130M2_5	Standard	5.000	5.48	2092.785	4702.809	5.563	4.9	-2.3	NO	0.998	NO	bb
6	6 171130M2_6	Standard	10.000	5.48	4974.680	5012.781	12.405	10.9	8.8	NO	0.998	NO	bb
7	7 171130M2_7	Standard	50.000	5.48	22186.469	5342.682	51.909	45.5	-8.9	NO	0.998	NO	bb
8	8 171130M2_8	Standard	100.000	5.47	40935.848	4292.969	119.194	104.7	4.7	NO	0.998	NO	bb
9	9 171130M2_9	Standard	250.000	5.48	88952.711	3933.922	282.646	249.0	-0.4	NO	0.998	NO	bb

Dataset: U:\Q4.PRO\results\171130M2\171130M2-CRV.qld

Last Altered: Friday, December 01, 2017 12:17:32 Pacific Standard Time
Printed: Friday, December 01, 2017 12:22:13 Pacific Standard Time

Compound name: PFUdA
Coefficient of Determination: R^2 = 0.995529
Calibration curve: -0.000195996 * x^2 + 1.06922 * x + 0.0487971
Response type: Internal Std (Ref 46), Area * (IS Conc. / IS Area)
Curve type: 2nd Order, Origin: Exclude, Weighting: 1/x, Axis trans: None

	#	Name	Type	Std. Conc	RT	Area	IS Area	Response	Conc.	%Dev	Conc. Flag	CoD	CoD Flag	x=excluded
1	1	171130M2_1	Standard	0.250	5.50	305.848	13479.254	0.284	0.2	-12.1	NO	0.996	NO	bb
2	2	171130M2_2	Standard	0.500	5.50	526.213	14028.435	0.469	0.4	-21.4	NO	0.996	NO	bb
3	3	171130M2_3	Standard	1.000	5.49	1216.580	12639.195	1.203	1.1	8.0	NO	0.996	NO	bb
4	4	171130M2_4	Standard	2.000	5.50	1986.473	10855.245	2.287	2.1	4.7	NO	0.996	NO	bb
5	5	171130M2_5	Standard	5.000	5.50	6636.299	12883.875	6.439	6.0	19.7	NO	0.996	NO	bb
6	6	171130M2_6	Standard	10.000	5.49	12089.289	14417.679	10.481	9.8	-2.3	NO	0.996	NO	bb
7	7	171130M2_7	Standard	50.000	5.49	51403.887	10864.021	59.145	55.8	11.7	NO	0.996	NO	bb
8	8	171130M2_8	Standard	100.000	5.49	90204.000	11812.714	95.452	90.7	-9.3	NO	0.996	NO	bb
9	9	171130M2_9	Standard	250.000	5.49	241113.859	11695.872	257.691	252.7	1.1	NO	0.996	NO	bb

Compound name: PFDS
Coefficient of Determination: R^2 = 0.996426
Calibration curve: -0.00011939 * x^2 + 0.301852 * x + 6.27308e-005
Response type: Internal Std (Ref 46), Area * (IS Conc. / IS Area)
Curve type: 2nd Order, Origin: Exclude, Weighting: 1/x, Axis trans: None

	#	Name	Type	Std. Conc	RT	Area	IS Area	Response	Conc.	%Dev	Conc. Flag	CoD	CoD Flag	x=excluded
1	1	171130M2_1	Standard	0.250	5.54	63.912	13479.254	0.059	0.2	-21.5	NO	0.996	NO	MM
2	2	171130M2_2	Standard	0.500	5.54	172.419	14028.435	0.154	0.5	1.8	NO	0.996	NO	bb
3	3	171130M2_3	Standard	1.000	5.54	298.513	12639.195	0.295	1.0	-2.2	NO	0.996	NO	bb
4	4	171130M2_4	Standard	2.000	5.54	638.573	10855.245	0.735	2.4	21.9	NO	0.996	NO	bb
5	5	171130M2_5	Standard	5.000	5.54	1583.397	12883.875	1.536	5.1	2.0	NO	0.996	NO	bb
6	6	171130M2_6	Standard	10.000	5.54	3240.220	14417.679	2.809	9.3	-6.6	NO	0.996	NO	bb
7	7	171130M2_7	Standard	50.000	5.54	14297.162	10864.021	16.450	55.7	11.5	NO	0.996	NO	bb
8	8	171130M2_8	Standard	100.000	5.54	25388.553	11812.714	26.866	92.4	-7.6	NO	0.996	NO	bb
9	9	171130M2_9	Standard	250.000	5.54	64118.230	11695.872	68.527	252.2	0.9	NO	0.996	NO	bb

Dataset: U:\Q4.PRO\results\171130M2\171130M2-CRV.qld

Last Altered: Friday, December 01, 2017 12:17:32 Pacific Standard Time
Printed: Friday, December 01, 2017 12:22:13 Pacific Standard Time

Compound name: PFDoA
Coefficient of Determination: R^2 = 0.999360
Calibration curve: 0.000677544 * x^2 + 2.58295 * x + 0.267645
Response type: Internal Std (Ref 47), Area * (IS Conc. / IS Area)
Curve type: 2nd Order, Origin: Exclude, Weighting: 1/x, Axis trans: None

	#	Name	Type	Std. Conc	RT	Area	IS Area	Response	Conc.	%Dev	Conc. Flag	CoD	CoD Flag	x=excluded
1	1	171130M2_1	Standard	0.250	5.78	497.168	6775.885	0.917	0.3	0.6	NO	0.999	NO	bb
2	2	171130M2_2	Standard	0.500	5.78	830.573	6693.635	1.551	0.5	-0.6	NO	0.999	NO	bb
3	3	171130M2_3	Standard	1.000	5.78	1721.475	6532.028	3.294	1.2	17.1	NO	0.999	NO	bb
4	4	171130M2_4	Standard	2.000	5.78	2114.527	6204.634	4.260	1.5	-22.7	NO	0.999	NO	bb
5	5	171130M2_5	Standard	5.000	5.78	6996.339	6943.910	12.594	4.8	-4.7	NO	0.999	NO	bb
6	6	171130M2_6	Standard	10.000	5.77	12477.844	5345.273	29.180	11.2	11.6	NO	0.999	NO	bb
7	7	171130M2_7	Standard	50.000	5.77	72291.898	6968.362	129.679	49.5	-1.1	NO	0.999	NO	bb
8	8	171130M2_8	Standard	100.000	5.77	137066.969	6474.549	264.626	99.7	-0.3	NO	0.999	NO	bb
9	9	171130M2_9	Standard	250.000	5.78	313147.500	5682.667	688.822	250.2	0.1	NO	0.999	NO	bb

Compound name: N-MeFOSA
Correlation coefficient: r = 0.998885, r^2 = 0.997771
Calibration curve: 1.03399 * x + 0.499035
Response type: Internal Std (Ref 48), Area * (IS Conc. / IS Area)
Curve type: Linear, Origin: Include, Weighting: 1/x, Axis trans: None

	#	Name	Type	Std. Conc	RT	Area	IS Area	Response	Conc.	%Dev	Conc. Flag	CoD	CoD Flag	x=excluded
1	1	171130M2_1	Standard	1.250	5.78	195.954	16090.244	1.827	1.3	2.7	NO	0.998	NO	bb
2	2	171130M2_2	Standard	2.500	5.78	312.536	16474.541	2.846	2.3	-9.2	NO	0.998	NO	bb
3	3	171130M2_3	Standard	5.000	5.78	675.675	16986.449	5.967	5.3	5.8	NO	0.998	NO	bb
4	4	171130M2_4	Standard	10.000	5.78	1217.517	15913.234	11.476	10.6	6.2	NO	0.998	NO	bb
5	5	171130M2_5	Standard	25.000	5.78	3230.545	15591.664	31.080	29.6	18.3	NO	0.998	NO	bb
6	6	171130M2_6	Standard	50.000	5.78	6383.380	16757.840	57.138	54.8	9.6	NO	0.998	NO	bd
7	7	171130M2_7	Standard	250.000	5.78	30356.045	16033.357	283.996	274.2	9.7	NO	0.998	NO	bd
8	8	171130M2_8	Standard	500.000	5.78	54289.789	16168.033	503.677	486.6	-2.7	NO	0.998	NO	bb
9	9	171130M2_9	Standard	1250.000	5.78	128978.617	15216.893	1271.402	1229.1	-1.7	NO	0.998	NO	bb

Dataset: U:\Q4.PRO\results\171130M2\171130M2-CRV.qld

Last Altered: Friday, December 01, 2017 12:17:32 Pacific Standard Time
Printed: Friday, December 01, 2017 12:22:13 Pacific Standard Time

Compound name: PFTrDA
Coefficient of Determination: R^2 = 0.998587
Calibration curve: -0.00815845 * x^2 + 2.62065 * x + -0.0542591
Response type: Internal Std (Ref 47), Area * (IS Conc. / IS Area)
Curve type: 2nd Order, Origin: Exclude, Weighting: 1/x, Axis trans: None

	#	Name	Type	Std. Conc	RT	Area	IS Area	Response	Conc.	%Dev	Conc. Flag	CoD	CoD Flag	x=excluded
1	1	171130M2_1	Standard	0.250	6.03	355.548	6775.885	0.656	0.3	8.5	NO	0.999	NO	bb
2	2	171130M2_2	Standard	0.500	6.03	779.781	6693.635	1.456	0.6	15.5	NO	0.999	NO	bb
3	3	171130M2_3	Standard	1.000	6.03	1143.638	6532.028	2.189	0.9	-14.2	NO	0.999	NO	bb
4	4	171130M2_4	Standard	2.000	6.03	2129.066	6204.634	4.289	1.7	-16.7	NO	0.999	NO	bb
5	5	171130M2_5	Standard	5.000	6.03	7234.108	6943.910	13.022	5.1	1.4	NO	0.999	NO	bb
6	6	171130M2_6	Standard	10.000	6.03	11526.986	5345.273	26.956	10.7	6.6	NO	0.999	NO	bb
7	7	171130M2_7	Standard	50.000	6.02	60900.168	6968.362	109.244	49.3	-1.5	NO	0.999	NO	bb
8	8	171130M2_8	Standard	100.000	6.02	93722.328	6474.549	180.944	100.5	0.5	NO	0.999	NO	bb
9	9	171130M2_9	Standard	250.000	6.03	259761.578	5682.667	571.390			NO	0.999	NO	bbXI

Compound name: PFTeDA
Coefficient of Determination: R^2 = 0.994657
Calibration curve: -0.010762 * x^2 + 1.61447 * x + -0.037928
Response type: Internal Std (Ref 49), Area * (IS Conc. / IS Area)
Curve type: 2nd Order, Origin: Include, Weighting: 1/x, Axis trans: None

	#	Name	Type	Std. Conc	RT	Area	IS Area	Response	Conc.	%Dev	Conc. Flag	CoD	CoD Flag	x=excluded
1	1	171130M2_1	Standard	0.250	6.24	225.193	5794.331	0.486	0.3	30.0	NO	0.995	NO	bb
2	2	171130M2_2	Standard	0.500	6.23	409.984	7773.302	0.659	0.4	-13.4	NO	0.995	NO	MM
3	3	171130M2_3	Standard	1.000	6.23	782.161	7699.478	1.270	0.8	-18.6	NO	0.995	NO	bb
4	4	171130M2_4	Standard	2.000	6.24	1529.447	7520.224	2.542	1.6	-19.2	NO	0.995	NO	bb
5	5	171130M2_5	Standard	5.000	6.23	4798.960	6975.360	8.600	5.6	11.1	NO	0.995	NO	bb
6	6	171130M2_6	Standard	10.000	6.23	9244.060	7620.157	15.164	10.1	1.0	NO	0.995	NO	bb
7	7	171130M2_7	Standard	50.000	6.23	31942.869	7435.333	53.701	49.9	-0.3	NO	0.995	NO	bb
8	8	171130M2_8	Standard	100.000	6.23	59918.992	6607.292	113.358			NO	0.995	NO	bbXI
9	9	171130M2_9	Standard	250.000	6.23	181191.391	7991.943	283.397			NO	0.995	NO	bbXI

Dataset: U:\Q4.PRO\results\171130M2\171130M2-CRV.qld

Last Altered: Friday, December 01, 2017 12:17:32 Pacific Standard Time
Printed: Friday, December 01, 2017 12:22:13 Pacific Standard Time

Compound name: N-EtFOSA
Coefficient of Determination: R^2 = 0.999837
Calibration curve: -7.94019e-005 * x^2 + 0.980033 * x + 0.0535472
Response type: Internal Std (Ref 50), Area * (IS Conc. / IS Area)
Curve type: 2nd Order, Origin: Exclude, Weighting: 1/x, Axis trans: None

	#	Name	Type	Std. Conc	RT	Area	IS Area	Response	Conc.	%Dev	Conc. Flag	CoD	CoD Flag	x=excluded
1	1	171130M2_1	Standard	1.250	6.17	220.405	24972.197	1.324	1.3	3.7	NO	1.000	NO	bb
2	2	171130M2_2	Standard	2.500	6.17	378.970	25364.646	2.241	2.2	-10.7	NO	1.000	NO	bb
3	3	171130M2_3	Standard	5.000	6.16	837.515	26151.955	4.804	4.8	-3.0	NO	1.000	NO	bb
4	4	171130M2_4	Standard	10.000	6.17	1679.284	24395.639	10.325	10.5	4.9	NO	1.000	NO	bb
5	5	171130M2_5	Standard	25.000	6.17	4143.949	24581.869	25.287	25.8	3.2	NO	1.000	NO	bb
6	6	171130M2_6	Standard	50.000	6.17	8186.093	24679.881	49.754	50.9	1.8	NO	1.000	NO	bb
7	7	171130M2_7	Standard	250.000	6.16	39919.004	24567.717	243.728	253.9	1.5	NO	1.000	NO	bb
8	8	171130M2_8	Standard	500.000	6.16	70268.391	22790.676	462.481	491.4	-1.7	NO	1.000	NO	bb
9	9	171130M2_9	Standard	1250.000	6.17	167281.469	22741.977	1103.344	1253.0	0.2	NO	1.000	NO	bb

Compound name: PFHxDA
Coefficient of Determination: R^2 = 0.997677
Calibration curve: -2.77493e-005 * x^2 + 0.589818 * x + 0.107397
Response type: Internal Std (Ref 51), Area * (IS Conc. / IS Area)
Curve type: 2nd Order, Origin: Exclude, Weighting: 1/x, Axis trans: None

	#	Name	Type	Std. Conc	RT	Area	IS Area	Response	Conc.	%Dev	Conc. Flag	CoD	CoD Flag	x=excluded
1	1	171130M2_1	Standard	0.250	6.54	169.329	3727.094	0.227	0.2	-18.8	NO	0.998	NO	bb
2	2	171130M2_2	Standard	0.500	6.54	294.295	3352.082	0.439	0.6	12.4	NO	0.998	NO	bb
3	3	171130M2_3	Standard	1.000	6.54	478.692	3565.703	0.671	1.0	-4.4	NO	0.998	NO	bb
4	4	171130M2_4	Standard	2.000	6.54	889.505	3417.613	1.301	2.0	1.2	NO	0.998	NO	bb
5	5	171130M2_5	Standard	5.000	6.54	2404.974	3746.571	3.210	5.3	5.2	NO	0.998	NO	bb
6	6	171130M2_6	Standard	10.000	6.54	5322.674	4027.949	6.607	11.0	10.3	NO	0.998	NO	bb
7	7	171130M2_7	Standard	50.000	6.54	18736.127	3543.705	26.436	44.7	-10.5	NO	0.998	NO	bb
8	8	171130M2_8	Standard	100.000	6.54	37622.148	3047.706	61.722	105.0	5.0	NO	0.998	NO	bb
9	9	171130M2_9	Standard	250.000	6.54	99096.141	3411.114	145.255	249.0	-0.4	NO	0.998	NO	bb

Dataset: U:\Q4.PRO\results\171130M2\171130M2-CRV.qld

Last Altered: Friday, December 01, 2017 12:17:32 Pacific Standard Time
Printed: Friday, December 01, 2017 12:22:13 Pacific Standard Time

Compound name: PFODA
Coefficient of Determination: R^2 = 0.999418
Calibration curve: -0.000461547 * x^2 + 0.803572 * x + -0.0119235
Response type: Internal Std (Ref 51), Area * (IS Conc. / IS Area)
Curve type: 2nd Order, Origin: Include, Weighting: 1/x, Axis trans: None

	# Name	Type	Std. Conc	RT	Area	IS Area	Response	Conc.	%Dev	Conc. Flag	CoD	CoD Flag	x=excluded
1	1 171130M2_1	Standard	0.250	6.76	168.894	3727.094	0.227	0.3	18.7	NO	0.999	NO	bb
2	2 171130M2_2	Standard	0.500	6.76	275.236	3352.082	0.411	0.5	5.2	NO	0.999	NO	bb
3	3 171130M2_3	Standard	1.000	6.76	526.696	3565.703	0.739	0.9	-6.6	NO	0.999	NO	bb
4	4 171130M2_4	Standard	2.000	6.76	989.380	3417.613	1.447	1.8	-9.1	NO	0.999	NO	bb
5	5 171130M2_5	Standard	5.000	6.76	2786.146	3746.571	3.718	4.7	-6.9	NO	0.999	NO	bb
6	6 171130M2_6	Standard	10.000	6.76	5808.933	4027.949	7.211	9.0	-9.6	NO	0.999	NO	bb
7	7 171130M2_7	Standard	50.000	6.76	27780.654	3543.705	39.197	50.2	0.5	NO	0.999	NO	bb
8	8 171130M2_8	Standard	100.000	6.76	47174.441	3047.706	77.393	102.3	2.3	NO	0.999	NO	bb
9	9 171130M2_9	Standard	250.000	6.76	116912.313	3411.114	171.370	248.8	-0.5	NO	0.999	NO	bb

Compound name: N-MeFOSE
Correlation coefficient: r = 0.996971, r^2 = 0.993951
Calibration curve: 1.06268 * x + 0.00378413
Response type: Internal Std (Ref 52), Area * (IS Conc. / IS Area)
Curve type: Linear, Origin: Exclude, Weighting: 1/x, Axis trans: None

	# Name	Type	Std. Conc	RT	Area	IS Area	Response	Conc.	%Dev	Conc. Flag	CoD	CoD Flag	x=excluded
1	1 171130M2_1	Standard	1.250	6.32	234.096	21162.346	1.659	1.6	24.6	NO	0.994	NO	bb
2	2 171130M2_2	Standard	2.500	6.31	429.230	23835.344	2.701	2.5	1.5	NO	0.994	NO	bb
3	3 171130M2_3	Standard	5.000	6.31	755.076	22698.408	4.990	4.7	-6.2	NO	0.994	NO	bb
4	4 171130M2_4	Standard	10.000	6.31	1368.658	22250.709	9.227	8.7	-13.2	NO	0.994	NO	bb
5	5 171130M2_5	Standard	25.000	6.32	3359.122	23342.479	21.586	20.3	-18.8	NO	0.994	NO	bb
6	6 171130M2_6	Standard	50.000	6.31	8840.728	20632.834	64.272	60.5	21.0	NO	0.994	NO	bd
7	7 171130M2_7	Standard	250.000	6.31	32497.559	21880.996	222.779	209.6	-16.1	NO	0.994	NO	bb
8	8 171130M2_8	Standard	500.000	6.31	70624.461	18604.793	569.405	535.8	7.2	NO	0.994	NO	bb
9	9 171130M2_9	Standard	1250.000	6.31	192053.219	21686.127	1328.406	1250.0	0.0	NO	0.994	NO	bb

Dataset: U:\Q4.PRO\results\171130M2\171130M2-CRV.qld

Last Altered: Friday, December 01, 2017 12:17:32 Pacific Standard Time
Printed: Friday, December 01, 2017 12:22:13 Pacific Standard Time

Compound name: N-EtFOSE
Coefficient of Determination: R^2 = 0.997345
Calibration curve: -0.000230432 * x^2 + 1.18242 * x + -0.00132205
Response type: Internal Std (Ref 53), Area * (IS Conc. / IS Area)
Curve type: 2nd Order, Origin: Include, Weighting: 1/x, Axis trans: None

	# Name	Type	Std. Conc	RT	Area	IS Area	Response	Conc.	%Dev	Conc. Flag	CoD	CoD Flag	x=excluded
1	1 171130M2_1	Standard	1.250	6.46	176.162	21038.115	1.256	1.1	-14.9	NO	0.997	NO	bbX
2	2 171130M2_2	Standard	2.500	6.46	382.023	21375.760	2.681	2.3	-9.2	NO	0.997	NO	bb
3	3 171130M2_3	Standard	5.000	6.46	850.587	24666.828	5.172	4.4	-12.4	NO	0.997	NO	bb
4	4 171130M2_4	Standard	10.000	6.46	1954.473	19207.367	15.263	12.9	29.4	NO	0.997	NO	MM
5	5 171130M2_5	Standard	25.000	6.46	4518.973	22482.324	30.150	25.6	2.5	NO	0.997	NO	MM
6	6 171130M2_6	Standard	50.000	6.46	8712.170	25394.922	51.460	43.9	-12.2	NO	0.997	NO	bb
7	7 171130M2_7	Standard	250.000	6.46	40501.676	21112.270	287.759	256.2	2.5	NO	0.997	NO	bb
8	8 171130M2_8	Standard	500.000	6.46	81735.930	23092.180	530.933	497.2	-0.6	NO	0.997	NO	bb
9	9 171130M2_9	Standard	1250.000	6.46	211734.422	21047.094	1509.005	2381.3	90.5	NO	0.997	NO	bbX

Compound name: 13C3-PFBA
Response Factor: 0.869639
RRF SD: 0.0217542, Relative SD: 2.50152
Response type: Internal Std (Ref 54), Area * (IS Conc. / IS Area)
Curve type: RF

	# Name	Type	Std. Conc	RT	Area	IS Area	Response	Conc.	%Dev	Conc. Flag	CoD	CoD Flag	x=excluded
1	1 171130M2_1	Standard	12.500	1.48	9503.607	11195.680	10.611	12.2	-2.4	NO		NO	bb
2	2 171130M2_2	Standard	12.500	1.48	9874.250	11500.658	10.732	12.3	-1.3	NO		NO	MM
3	3 171130M2_3	Standard	12.500	1.48	9886.194	11574.400	10.677	12.3	-1.8	NO		NO	MM
4	4 171130M2_4	Standard	12.500	1.48	9482.467	10787.881	10.987	12.6	1.1	NO		NO	bb
5	5 171130M2_5	Standard	12.500	1.48	9890.582	11516.788	10.735	12.3	-1.2	NO		NO	bb
6	6 171130M2_6	Standard	12.500	1.48	10058.718	11530.720	10.904	12.5	0.3	NO		NO	bb
7	7 171130M2_7	Standard	12.500	1.48	9648.854	10728.023	11.243	12.9	3.4	NO		NO	bb
8	8 171130M2_8	Standard	12.500	1.48	9243.399	10898.314	10.602	12.2	-2.5	NO		NO	bb
9	9 171130M2_9	Standard	12.500	1.48	9490.519	10458.137	11.343	13.0	4.4	NO		NO	bb

Dataset: U:\Q4.PRO\results\171130M2\171130M2-CRV.qld

Last Altered: Friday, December 01, 2017 12:17:32 Pacific Standard Time
Printed: Friday, December 01, 2017 12:22:13 Pacific Standard Time

Compound name: 13C3-PFPeA
Response Factor: 0.733303
RRF SD: 0.0229766, Relative SD: 3.1333
Response type: Internal Std (Ref 55), Area * (IS Conc. / IS Area)
Curve type: RF

	# Name	Type	Std. Conc	RT	Area	IS Area	Response	Conc.	%Dev	Conc. Flag	CoD	CoD Flag	x=excluded
1	1 171130M2_1	Standard	12.500	2.44	12017.141	16622.834	9.037	12.3	-1.4	NO		NO	bb
2	2 171130M2_2	Standard	12.500	2.44	12339.529	16980.301	9.084	12.4	-0.9	NO		NO	bb
3	3 171130M2_3	Standard	12.500	2.43	12152.585	16407.262	9.259	12.6	1.0	NO		NO	bb
4	4 171130M2_4	Standard	12.500	2.43	11975.487	15966.067	9.376	12.8	2.3	NO		NO	bd
5	5 171130M2_5	Standard	12.500	2.44	12226.133	16666.398	9.170	12.5	0.0	NO		NO	bb
6	6 171130M2_6	Standard	12.500	2.44	11838.003	17068.055	8.670	11.8	-5.4	NO		NO	bb
7	7 171130M2_7	Standard	12.500	2.43	11481.549	15056.411	9.532	13.0	4.0	NO		NO	bb
8	8 171130M2_8	Standard	12.500	2.43	10584.883	14922.071	8.867	12.1	-3.3	NO		NO	bb
9	9 171130M2_9	Standard	12.500	2.43	10787.176	14188.293	9.504	13.0	3.7	NO		NO	bb

Compound name: 13C3-PFBS
Response Factor: 0.0916795
RRF SD: 0.00305705, Relative SD: 3.33449
Response type: Internal Std (Ref 55), Area * (IS Conc. / IS Area)
Curve type: RF

	# Name	Type	Std. Conc	RT	Area	IS Area	Response	Conc.	%Dev	Conc. Flag	CoD	CoD Flag	x=excluded
1	1 171130M2_1	Standard	12.500	2.71	1518.719	16622.834	1.142	12.5	-0.3	NO		NO	bb
2	2 171130M2_2	Standard	12.500	2.71	1509.230	16980.301	1.111	12.1	-3.1	NO		NO	bb
3	3 171130M2_3	Standard	12.500	2.71	1462.164	16407.262	1.114	12.2	-2.8	NO		NO	bb
4	4 171130M2_4	Standard	12.500	2.71	1500.705	15966.067	1.175	12.8	2.5	NO		NO	bb
5	5 171130M2_5	Standard	12.500	2.71	1526.378	16666.398	1.145	12.5	-0.1	NO		NO	bb
6	6 171130M2_6	Standard	12.500	2.71	1517.553	17068.055	1.111	12.1	-3.0	NO		NO	bb
7	7 171130M2_7	Standard	12.500	2.70	1477.582	15056.411	1.227	13.4	7.0	NO		NO	bb
8	8 171130M2_8	Standard	12.500	2.70	1391.132	14922.071	1.165	12.7	1.7	NO		NO	bb
9	9 171130M2_9	Standard	12.500	2.71	1275.556	14188.293	1.124	12.3	-1.9	NO		NO	bb

Dataset: U:\Q4.PRO\results\171130M2\171130M2-CRV.qld

Last Altered: Friday, December 01, 2017 12:17:32 Pacific Standard Time
Printed: Friday, December 01, 2017 12:22:13 Pacific Standard Time

Compound name: 13C2-PFHxA
Response Factor: 0.737636
RRF SD: 0.0241444, Relative SD: 3.27322
Response type: Internal Std (Ref 55), Area * (IS Conc. / IS Area)
Curve type: RF

	#	Name	Type	Std. Conc	RT	Area	IS Area	Response	Conc.	%Dev	Conc. Flag	CoD	CoD Flag	x=excluded
1	1	171130M2_1	Standard	5.000	3.21	4709.271	16622.834	3.541	4.8	-4.0	NO		NO	bb
2	2	171130M2_2	Standard	5.000	3.21	4820.418	16980.301	3.549	4.8	-3.8	NO		NO	bb
3	3	171130M2_3	Standard	5.000	3.20	5086.429	16407.262	3.875	5.3	5.1	NO		NO	bb
4	4	171130M2_4	Standard	5.000	3.21	4698.827	15966.067	3.679	5.0	-0.3	NO		NO	bb
5	5	171130M2_5	Standard	5.000	3.21	4854.463	16666.398	3.641	4.9	-1.3	NO		NO	bb
6	6	171130M2_6	Standard	5.000	3.21	5071.389	17068.055	3.714	5.0	0.7	NO		NO	bb
7	7	171130M2_7	Standard	5.000	3.21	4618.746	15056.411	3.835	5.2	4.0	NO		NO	bb
8	8	171130M2_8	Standard	5.000	3.21	4286.475	14922.071	3.591	4.9	-2.6	NO		NO	bb
9	9	171130M2_9	Standard	5.000	3.20	4278.816	14188.293	3.770	5.1	2.2	NO		NO	bb

Compound name: 13C4-PFHpA
Response Factor: 0.564268
RRF SD: 0.0272619, Relative SD: 4.83138
Response type: Internal Std (Ref 55), Area * (IS Conc. / IS Area)
Curve type: RF

	#	Name	Type	Std. Conc	RT	Area	IS Area	Response	Conc.	%Dev	Conc. Flag	CoD	CoD Flag	x=excluded
1	1	171130M2_1	Standard	12.500	3.84	9748.095	16622.834	7.330	13.0	3.9	NO		NO	bb
2	2	171130M2_2	Standard	12.500	3.84	9340.314	16980.301	6.876	12.2	-2.5	NO		NO	bb
3	3	171130M2_3	Standard	12.500	3.84	9604.221	16407.262	7.317	13.0	3.7	NO		NO	bb
4	4	171130M2_4	Standard	12.500	3.84	9341.915	15966.067	7.314	13.0	3.7	NO		NO	bb
5	5	171130M2_5	Standard	12.500	3.84	8814.128	16666.398	6.611	11.7	-6.3	NO		NO	bb
6	6	171130M2_6	Standard	12.500	3.84	9045.221	17068.055	6.624	11.7	-6.1	NO		NO	bb
7	7	171130M2_7	Standard	12.500	3.84	9118.016	15056.411	7.570	13.4	7.3	NO		NO	bb
8	8	171130M2_8	Standard	12.500	3.84	8278.914	14922.071	6.935	12.3	-1.7	NO		NO	bb
9	9	171130M2_9	Standard	12.500	3.84	7835.243	14188.293	6.903	12.2	-2.1	NO		NO	bb

Vista Analytical Laboratory

Dataset: U:\Q4.PRO\results\171130M2\171130M2-CRV.qld

Last Altered: Friday, December 01, 2017 12:17:32 Pacific Standard Time
Printed: Friday, December 01, 2017 12:22:13 Pacific Standard Time

Compound name: 18O2-PFHxS
Response Factor: 0.407156
RRF SD: 0.0366389, Relative SD: 8.99873
Response type: Internal Std (Ref 56), Area * (IS Conc. / IS Area)
Curve type: RF

	# Name	Type	Std. Conc	RT	Area	IS Area	Response	Conc.	%Dev	Conc. Flag	CoD	CoD Flag	x=excluded
1	1 171130M2_1	Standard	12.500	3.99	1222.645	2937.350	5.203	12.8	2.2	NO		NO	bb
2	2 171130M2_2	Standard	12.500	3.99	1233.413	3403.448	4.530	11.1	-11.0	NO		NO	bb
3	3 171130M2_3	Standard	12.500	3.98	1316.899	3372.833	4.881	12.0	-4.1	NO		NO	bb
4	4 171130M2_4	Standard	12.500	3.99	1344.884	2725.318	6.168	15.2	21.2	NO		NO	bb
5	5 171130M2_5	Standard	12.500	3.99	1131.111	2961.987	4.773	11.7	-6.2	NO		NO	bb
6	6 171130M2_6	Standard	12.500	3.99	1261.679	3037.834	5.192	12.8	2.0	NO		NO	bb
7	7 171130M2_7	Standard	12.500	3.98	1171.823	2944.634	4.974	12.2	-2.3	NO		NO	bb
8	8 171130M2_8	Standard	12.500	3.98	1153.031	2910.550	4.952	12.2	-2.7	NO		NO	bb
9	9 171130M2_9	Standard	12.500	3.98	1034.572	2520.036	5.132	12.6	0.8	NO		NO	bb

Compound name: 13C2-6:2 FTS
Response Factor: 0.264571
RRF SD: 0.0480974, Relative SD: 18.1794
Response type: Internal Std (Ref 57), Area * (IS Conc. / IS Area)
Curve type: RF

	# Name	Type	Std. Conc	RT	Area	IS Area	Response	Conc.	%Dev	Conc. Flag	CoD	CoD Flag	x=excluded
1	1 171130M2_1	Standard	12.500	4.31	2949.095	12371.063	2.980	11.3	-9.9	NO		NO	bb
2	2 171130M2_2	Standard	12.500	4.31	2877.641	10462.970	3.438	13.0	4.0	NO		NO	bb
3	3 171130M2_3	Standard	12.500	4.30	3189.312	12104.159	3.294	12.4	-0.4	NO		NO	bb
4	4 171130M2_4	Standard	12.500	4.31	2652.577	11368.130	2.917	11.0	-11.8	NO		NO	bb
5	5 171130M2_5	Standard	12.500	4.31	2705.069	11709.644	2.888	10.9	-12.7	NO		NO	bb
6	6 171130M2_6	Standard	12.500	4.31	2817.986	11572.182	3.044	11.5	-8.0	NO		NO	bb
7	7 171130M2_7	Standard	12.500	4.30	3646.967	9931.045	4.590	17.4	38.8	NO		NO	bb
8	8 171130M2_8	Standard	12.500	4.30	4100.334	9639.346	5.317	20.1	60.8	NO		NO	bbX
9	9 171130M2_9	Standard	12.500	4.31	5027.241	10704.376	5.871	22.2	77.5	NO		NO	bbX

Dataset: U:\Q4.PRO\results\171130M2\171130M2-CRV.qld

Last Altered: Friday, December 01, 2017 12:17:32 Pacific Standard Time
Printed: Friday, December 01, 2017 12:22:13 Pacific Standard Time

Compound name: 13C2-PFOA
Response Factor: 1.02637
RRF SD: 0.0900366, Relative SD: 8.77235
Response type: Internal Std (Ref 57), Area * (IS Conc. / IS Area)
Curve type: RF

	#	Name	Type	Std. Conc	RT	Area	IS Area	Response	Conc.	%Dev	Conc. Flag	CoD	CoD Flag	x=excluded
1	1	171130M2_1	Standard	12.500	4.36	11747.346	12371.063	11.870	11.6	-7.5	NO		NO	bb
2	2	171130M2_2	Standard	12.500	4.36	9781.752	10462.970	11.686	11.4	-8.9	NO		NO	bb
3	3	171130M2_3	Standard	12.500	4.36	12289.822	12104.159	12.692	12.4	-1.1	NO		NO	bb
4	4	171130M2_4	Standard	12.500	4.36	10284.639	11368.130	11.309	11.0	-11.9	NO		NO	bb
5	5	171130M2_5	Standard	12.500	4.36	12638.643	11709.644	13.492	13.1	5.2	NO		NO	bb
6	6	171130M2_6	Standard	12.500	4.36	11643.548	11572.182	12.577	12.3	-2.0	NO		NO	bb
7	7	171130M2_7	Standard	12.500	4.36	11796.812	9931.045	14.848	14.5	15.7	NO		NO	bb
8	8	171130M2_8	Standard	12.500	4.36	10231.100	9639.346	13.267	12.9	3.4	NO		NO	bb
9	9	171130M2_9	Standard	12.500	4.36	11753.923	10704.376	13.726	13.4	7.0	NO		NO	bb

Compound name: 13C5-PFNA
Response Factor: 0.941895
RRF SD: 0.0829008, Relative SD: 8.80148
Response type: Internal Std (Ref 58), Area * (IS Conc. / IS Area)
Curve type: RF

	#	Name	Type	Std. Conc	RT	Area	IS Area	Response	Conc.	%Dev	Conc. Flag	CoD	CoD Flag	x=excluded
1	1	171130M2_1	Standard	12.500	4.80	13270.944	14634.871	11.335	12.0	-3.7	NO		NO	bb
2	2	171130M2_2	Standard	12.500	4.80	12819.439	11568.694	13.851	14.7	17.6	NO		NO	bb
3	3	171130M2_3	Standard	12.500	4.79	14951.077	15889.236	11.762	12.5	-0.1	NO		NO	bb
4	4	171130M2_4	Standard	12.500	4.80	12328.929	14773.932	10.431	11.1	-11.4	NO		NO	bb
5	5	171130M2_5	Standard	12.500	4.80	11705.378	12301.845	11.894	12.6	1.0	NO		NO	bb
6	6	171130M2_6	Standard	12.500	4.80	8836.876	9825.901	11.242	11.9	-4.5	NO		NO	bb
7	7	171130M2_7	Standard	12.500	4.79	11139.453	12892.542	10.800	11.5	-8.3	NO		NO	bb
8	8	171130M2_8	Standard	12.500	4.79	10503.691	11070.048	11.860	12.6	0.7	NO		NO	bb
9	9	171130M2_9	Standard	12.500	4.79	10524.612	10288.409	12.787	13.6	8.6	NO		NO	bb

Dataset: U:\Q4.PRO\results\171130M2\171130M2-CRV.qld

Last Altered: Friday, December 01, 2017 12:17:32 Pacific Standard Time
Printed: Friday, December 01, 2017 12:22:13 Pacific Standard Time

Compound name: 13C8-PFOSA
Response Factor: 0.359857
RRF SD: 0.0423197, Relative SD: 11.7601
Response type: Internal Std (Ref 61), Area * (IS Conc. / IS Area)
Curve type: RF

	# Name	Type	Std. Conc	RT	Area	IS Area	Response	Conc.	%Dev	Conc. Flag	CoD	CoD Flag	x=excluded
1	1 171130M2_1	Standard	12.500	4.85	4176.433	11807.828	4.421	12.3	-1.7	NO		NO	bb
2	2 171130M2_2	Standard	12.500	4.85	4005.932	11790.271	4.247	11.8	-5.6	NO		NO	bb
3	3 171130M2_3	Standard	12.500	4.85	4496.594	10629.415	5.288	14.7	17.6	NO		NO	bb
4	4 171130M2_4	Standard	12.500	4.85	3940.386	12446.872	3.957	11.0	-12.0	NO		NO	bb
5	5 171130M2_5	Standard	12.500	4.85	3963.729	9378.169	5.283	14.7	17.5	NO		NO	bb
6	6 171130M2_6	Standard	12.500	4.85	4186.773	12433.227	4.209	11.7	-6.4	NO		NO	bb
7	7 171130M2_7	Standard	12.500	4.85	3816.294	12466.216	3.827	10.6	-14.9	NO		NO	bb
8	8 171130M2_8	Standard	12.500	4.85	3650.714	10281.641	4.438	12.3	-1.3	NO		NO	bb
9	9 171130M2_9	Standard	12.500	4.85	3798.767	9865.832	4.813	13.4	7.0	NO		NO	bb

Compound name: 13C8-PFOS
Response Factor: 1.02349
RRF SD: 0.108714, Relative SD: 10.6219
Response type: Internal Std (Ref 59), Area * (IS Conc. / IS Area)
Curve type: RF

	# Name	Type	Std. Conc	RT	Area	IS Area	Response	Conc.	%Dev	Conc. Flag	CoD	CoD Flag	x=excluded
1	1 171130M2_1	Standard	12.500	4.88	3733.393	3213.510	14.522	14.2	13.5	NO		NO	bb
2	2 171130M2_2	Standard	12.500	4.88	3478.020	3410.485	12.748	12.5	-0.4	NO		NO	bb
3	3 171130M2_3	Standard	12.500	4.88	3641.078	3800.138	11.977	11.7	-6.4	NO		NO	bb
4	4 171130M2_4	Standard	12.500	4.88	3558.796	3164.315	14.058	13.7	9.9	NO		NO	bb
5	5 171130M2_5	Standard	12.500	4.88	3003.574	3694.289	10.163	9.9	-20.6	NO		NO	bb
6	6 171130M2_6	Standard	12.500	4.88	3899.036	3464.052	14.070	13.7	10.0	NO		NO	bb
7	7 171130M2_7	Standard	12.500	4.88	3123.322	3193.282	12.226	11.9	-4.4	NO		NO	bb
8	8 171130M2_8	Standard	12.500	4.88	3221.011	3318.969	12.131	11.9	-5.2	NO		NO	bb
9	9 171130M2_9	Standard	12.500	4.88	3128.150	2951.515	13.248	12.9	3.6	NO		NO	bb

Dataset: U:\Q4.PRO\results\171130M2\171130M2-CRV.qld

Last Altered: Friday, December 01, 2017 12:17:32 Pacific Standard Time
Printed: Friday, December 01, 2017 12:22:13 Pacific Standard Time

Compound name: 13C2-PFDA
Response Factor: 1.56869
RRF SD: 0.150392, Relative SD: 9.5871
Response type: Internal Std (Ref 60), Area * (IS Conc. / IS Area)
Curve type: RF

	# Name	Type	Std. Conc	RT	Area	IS Area	Response	Conc.	%Dev	Conc. Flag	CoD	CoD Flag	x=excluded
1	1 171130M2_1	Standard	12.500	5.17	12192.217	8567.597	17.788	11.3	-9.3	NO		NO	bb
2	2 171130M2_2	Standard	12.500	5.17	12445.296	8253.339	18.849	12.0	-3.9	NO		NO	bb
3	3 171130M2_3	Standard	12.500	5.17	10372.713	5944.452	21.812	13.9	11.2	NO		NO	bb
4	4 171130M2_4	Standard	12.500	5.17	12666.032	9042.482	17.509	11.2	-10.7	NO		NO	bb
5	5 171130M2_5	Standard	12.500	5.17	14553.928	9906.122	18.365	11.7	-6.3	NO		NO	bb
6	6 171130M2_6	Standard	12.500	5.17	12897.770	9026.134	17.862	11.4	-8.9	NO		NO	bb
7	7 171130M2_7	Standard	12.500	5.17	11243.512	6698.940	20.980	13.4	7.0	NO		NO	bb
8	8 171130M2_8	Standard	12.500	5.17	10316.050	5858.106	22.012	14.0	12.3	NO		NO	bb
9	9 171130M2_9	Standard	12.500	5.17	11859.434	6959.659	21.300	13.6	8.6	NO		NO	bb

Compound name: 13C2-8:2 FTS
Response Factor: 0.0817112
RRF SD: 0.00303238, Relative SD: 3.71109
Response type: Internal Std (Ref 55), Area * (IS Conc. / IS Area)
Curve type: RF

	# Name	Type	Std. Conc	RT	Area	IS Area	Response	Conc.	%Dev	Conc. Flag	CoD	CoD Flag	x=excluded
1	1 171130M2_1	Standard	12.500	5.14	1357.284	16622.834	1.021	12.5	-0.1	NO		NO	bb
2	2 171130M2_2	Standard	12.500	5.14	1485.415	16980.301	1.093	13.4	7.1	NO		NO	bb
3	3 171130M2_3	Standard	12.500	5.14	1318.190	16407.262	1.004	12.3	-1.7	NO		NO	bb
4	4 171130M2_4	Standard	12.500	5.14	1270.135	15966.067	0.994	12.2	-2.6	NO		NO	bb
5	5 171130M2_5	Standard	12.500	5.15	1320.705	16666.398	0.991	12.1	-3.0	NO		NO	bb
6	6 171130M2_6	Standard	12.500	5.14	1399.567	17068.055	1.025	12.5	0.4	NO		NO	bb
7	7 171130M2_7	Standard	12.500	5.14	2198.621	15056.411	1.825	22.3	78.7	NO		NO	bbX
8	8 171130M2_8	Standard	12.500	5.14	1771.469	14922.071	1.484	18.2	45.3	NO		NO	bbX
9	9 171130M2_9	Standard	12.500	5.14	2438.675	14188.293	2.148	26.3	110.3	NO		NO	bbX

Dataset: U:\Q4.PRO\results\171130M2\171130M2-CRV.qld

Last Altered: Friday, December 01, 2017 12:17:32 Pacific Standard Time
Printed: Friday, December 01, 2017 12:22:13 Pacific Standard Time

Compound name: d3-N-MeFOSAA
Response Factor: 0.428475
RRF SD: 0.0594029, Relative SD: 13.8638
Response type: Internal Std (Ref 61), Area * (IS Conc. / IS Area)
Curve type: RF

	#	Name	Type	Std. Conc	RT	Area	IS Area	Response	Conc.	%Dev	Conc. Flag	CoD	CoD Flag	x=excluded
1	1	171130M2_1	Standard	12.500	5.32	4745.171	11807.828	5.023	11.7	-6.2	NO		NO	bb
2	2	171130M2_2	Standard	12.500	5.32	4920.529	11790.271	5.217	12.2	-2.6	NO		NO	bb
3	3	171130M2_3	Standard	12.500	5.31	5382.417	10629.415	6.330	14.8	18.2	NO		NO	bb
4	4	171130M2_4	Standard	12.500	5.32	4508.694	12446.872	4.528	10.6	-15.5	NO		NO	bb
5	5	171130M2_5	Standard	12.500	5.32	4936.441	9378.169	6.580	15.4	22.8	NO		NO	bb
6	6	171130M2_6	Standard	12.500	5.32	4308.112	12433.227	4.331	10.1	-19.1	NO		NO	bb
7	7	171130M2_7	Standard	12.500	5.32	5176.330	12466.216	5.190	12.1	-3.1	NO		NO	bb
8	8	171130M2_8	Standard	12.500	5.31	4625.540	10281.641	5.624	13.1	5.0	NO		NO	bb
9	9	171130M2_9	Standard	12.500	5.32	4247.007	9865.832	5.381	12.6	0.5	NO		NO	bb

Compound name: d5-N-EtFOSAA
Response Factor: 0.434025
RRF SD: 0.0334701, Relative SD: 7.71156
Response type: Internal Std (Ref 61), Area * (IS Conc. / IS Area)
Curve type: RF

	#	Name	Type	Std. Conc	RT	Area	IS Area	Response	Conc.	%Dev	Conc. Flag	CoD	CoD Flag	x=excluded
1	1	171130M2_1	Standard	12.500	5.48	5060.332	11807.828	5.357	12.3	-1.3	NO		NO	bb
2	2	171130M2_2	Standard	12.500	5.47	5112.001	11790.271	5.420	12.5	-0.1	NO		NO	bb
3	3	171130M2_3	Standard	12.500	5.47	5048.850	10629.415	5.937	13.7	9.4	NO		NO	bb
4	4	171130M2_4	Standard	12.500	5.47	5222.814	12446.872	5.245	12.1	-3.3	NO		NO	bb
5	5	171130M2_5	Standard	12.500	5.48	4702.809	9378.169	6.268	14.4	15.5	NO		NO	bb
6	6	171130M2_6	Standard	12.500	5.47	5012.781	12433.227	5.040	11.6	-7.1	NO		NO	bb
7	7	171130M2_7	Standard	12.500	5.47	5342.682	12466.216	5.357	12.3	-1.3	NO		NO	bb
8	8	171130M2_8	Standard	12.500	5.47	4292.969	10281.641	5.219	12.0	-3.8	NO		NO	bb
9	9	171130M2_9	Standard	12.500	5.47	3933.922	9865.832	4.984	11.5	-8.1	NO		NO	bb

Dataset: U:\Q4.PRO\results\171130M2\171130M2-CRV.qld

Last Altered: Friday, December 01, 2017 12:17:32 Pacific Standard Time
Printed: Friday, December 01, 2017 12:22:13 Pacific Standard Time

Compound name: 13C2-PFUdA
Response Factor: 1.12577
RRF SD: 0.15974, Relative SD: 14.1894
Response type: Internal Std (Ref 61), Area * (IS Conc. / IS Area)
Curve type: RF

	# Name	Type	Std. Conc	RT	Area	IS Area	Response	Conc.	%Dev	Conc. Flag	CoD	CoD Flag	x=excluded
1	1 171130M2_1	Standard	12.500	5.50	13479.254	11807.828	14.269	12.7	1.4	NO		NO	bb
2	2 171130M2_2	Standard	12.500	5.50	14028.435	11790.271	14.873	13.2	5.7	NO		NO	bb
3	3 171130M2_3	Standard	12.500	5.49	12639.195	10629.415	14.863	13.2	5.6	NO		NO	bb
4	4 171130M2_4	Standard	12.500	5.50	10855.245	12446.872	10.902	9.7	-22.5	NO		NO	bb
5	5 171130M2_5	Standard	12.500	5.50	12883.875	9378.169	17.173	15.3	22.0	NO		NO	bb
6	6 171130M2_6	Standard	12.500	5.49	14417.679	12433.227	14.495	12.9	3.0	NO		NO	bb
7	7 171130M2_7	Standard	12.500	5.49	10864.021	12466.216	10.893	9.7	-22.6	NO		NO	bb
8	8 171130M2_8	Standard	12.500	5.49	11812.714	10281.641	14.361	12.8	2.1	NO		NO	bb
9	9 171130M2_9	Standard	12.500	5.49	11695.872	9865.832	14.819	13.2	5.3	NO		NO	bb

Compound name: 13C2-PFDoA
Response Factor: 0.576626
RRF SD: 0.0859616, Relative SD: 14.9077
Response type: Internal Std (Ref 61), Area * (IS Conc. / IS Area)
Curve type: RF

	# Name	Type	Std. Conc	RT	Area	IS Area	Response	Conc.	%Dev	Conc. Flag	CoD	CoD Flag	x=excluded
1	1 171130M2_1	Standard	12.500	5.78	6775.885	11807.828	7.173	12.4	-0.5	NO		NO	bb
2	2 171130M2_2	Standard	12.500	5.78	6693.635	11790.271	7.097	12.3	-1.5	NO		NO	bb
3	3 171130M2_3	Standard	12.500	5.78	6532.028	10629.415	7.682	13.3	6.6	NO		NO	bb
4	4 171130M2_4	Standard	12.500	5.78	6204.634	12446.872	6.231	10.8	-13.6	NO		NO	bb
5	5 171130M2_5	Standard	12.500	5.78	6943.910	9378.169	9.255	16.1	28.4	NO		NO	bb
6	6 171130M2_6	Standard	12.500	5.78	5345.273	12433.227	5.374	9.3	-25.4	NO		NO	bb
7	7 171130M2_7	Standard	12.500	5.77	6968.362	12466.216	6.987	12.1	-3.1	NO		NO	bb
8	8 171130M2_8	Standard	12.500	5.77	6474.549	10281.641	7.871	13.7	9.2	NO		NO	bb
9	9 171130M2_9	Standard	12.500	5.77	5682.667	9865.832	7.200	12.5	-0.1	NO		NO	bb

Dataset: U:\Q4.PRO\results\171130M2\171130M2-CRV.qld

Last Altered: Friday, December 01, 2017 12:17:32 Pacific Standard Time
Printed: Friday, December 01, 2017 12:22:13 Pacific Standard Time

Compound name: d3-N-MeFOSA
Response Factor: 0.120814
RRF SD: 0.0120671, Relative SD: 9.98814
Response type: Internal Std (Ref 61), Area * (IS Conc. / IS Area)
Curve type: RF

	#	Name	Type	Std. Conc	RT	Area	IS Area	Response	Conc.	%Dev	Conc. Flag	CoD	CoD Flag	x=excluded
1	1	171130M2_1	Standard	150.000	5.81	16090.244	11807.828	17.033	141.0	-6.0	NO		NO	bb
2	2	171130M2_2	Standard	150.000	5.80	16474.541	11790.271	17.466	144.6	-3.6	NO		NO	bb
3	3	171130M2_3	Standard	150.000	5.80	16986.449	10629.415	19.976	165.3	10.2	NO		NO	bb
4	4	171130M2_4	Standard	150.000	5.80	15913.234	12446.872	15.981	132.3	-11.8	NO		NO	bb
5	5	171130M2_5	Standard	150.000	5.80	15591.664	9378.169	20.782	172.0	14.7	NO		NO	bb
6	6	171130M2_6	Standard	150.000	5.80	16757.840	12433.227	16.848	139.5	-7.0	NO		NO	bb
7	7	171130M2_7	Standard	150.000	5.80	16033.357	12466.216	16.077	133.1	-11.3	NO		NO	bb
8	8	171130M2_8	Standard	150.000	5.80	16168.033	10281.641	19.656	162.7	8.5	NO		NO	bb
9	9	171130M2_9	Standard	150.000	5.80	15216.893	9865.832	19.280	159.6	6.4	NO		NO	bb

Compound name: 13C2-PFTeDA
Response Factor: 0.653818
RRF SD: 0.0946506, Relative SD: 14.4766
Response type: Internal Std (Ref 61), Area * (IS Conc. / IS Area)
Curve type: RF

	#	Name	Type	Std. Conc	RT	Area	IS Area	Response	Conc.	%Dev	Conc. Flag	CoD	CoD Flag	x=excluded
1	1	171130M2_1	Standard	12.500	6.24	5794.331	11807.828	6.134	9.4	-24.9	NO		NO	bb
2	2	171130M2_2	Standard	12.500	6.23	7773.302	11790.271	8.241	12.6	0.8	NO		NO	bb
3	3	171130M2_3	Standard	12.500	6.23	7699.478	10629.415	9.054	13.8	10.8	NO		NO	bb
4	4	171130M2_4	Standard	12.500	6.24	7520.224	12446.872	7.552	11.6	-7.6	NO		NO	bb
5	5	171130M2_5	Standard	12.500	6.23	6975.360	9378.169	9.297	14.2	13.8	NO		NO	bb
6	6	171130M2_6	Standard	12.500	6.23	7620.157	12433.227	7.661	11.7	-6.3	NO		NO	bb
7	7	171130M2_7	Standard	12.500	6.23	7435.333	12466.216	7.455	11.4	-8.8	NO		NO	bb
8	8	171130M2_8	Standard	12.500	6.23	6607.292	10281.641	8.033	12.3	-1.7	NO		NO	bb
9	9	171130M2_9	Standard	12.500	6.23	7991.943	9865.832	10.126	15.5	23.9	NO		NO	bb

Dataset: U:\Q4.PRO\results\171130M2\171130M2-CRV.qld

Last Altered: Friday, December 01, 2017 12:17:32 Pacific Standard Time
Printed: Friday, December 01, 2017 12:22:13 Pacific Standard Time

Compound name: d5-N-ETFOSA
Response Factor: 0.183196
RRF SD: 0.0191504, Relative SD: 10.4535
Response type: Internal Std (Ref 61), Area * (IS Conc. / IS Area)
Curve type: RF

	#	Name	Type	Std. Conc	RT	Area	IS Area	Response	Conc.	%Dev	Conc. Flag	CoD	CoD Flag	x=excluded
1	1	171130M2_1	Standard	150.000	6.18	24972.197	11807.828	26.436	144.3	-3.8	NO		NO	bb
2	2	171130M2_2	Standard	150.000	6.18	25364.646	11790.271	26.892	146.8	-2.1	NO		NO	bb
3	3	171130M2_3	Standard	150.000	6.18	26151.955	10629.415	30.754	167.9	11.9	NO		NO	bb
4	4	171130M2_4	Standard	150.000	6.18	24395.639	12446.872	24.500	133.7	-10.8	NO		NO	bb
5	5	171130M2_5	Standard	150.000	6.18	24581.869	9378.169	32.765	178.9	19.2	NO		NO	bb
6	6	171130M2_6	Standard	150.000	6.18	24679.881	12433.227	24.812	135.4	-9.7	NO		NO	bb
7	7	171130M2_7	Standard	150.000	6.18	24567.717	12466.216	24.634	134.5	-10.4	NO		NO	bb
8	8	171130M2_8	Standard	150.000	6.18	22790.676	10281.641	27.708	151.2	0.8	NO		NO	bb
9	9	171130M2_9	Standard	150.000	6.18	22741.977	9865.832	28.814	157.3	4.9	NO		NO	bb

Compound name: 13C2-PFHxDA
Response Factor: 0.794414
RRF SD: 0.0983534, Relative SD: 12.3806
Response type: Internal Std (Ref 61), Area * (IS Conc. / IS Area)
Curve type: RF

	#	Name	Type	Std. Conc	RT	Area	IS Area	Response	Conc.	%Dev	Conc. Flag	CoD	CoD Flag	x=excluded
1	1	171130M2_1	Standard	5.000	6.54	3727.094	11807.828	3.946	5.0	-0.7	NO		NO	bb
2	2	171130M2_2	Standard	5.000	6.54	3352.082	11790.271	3.554	4.5	-10.5	NO		NO	bb
3	3	171130M2_3	Standard	5.000	6.54	3565.703	10629.415	4.193	5.3	5.6	NO		NO	bb
4	4	171130M2_4	Standard	5.000	6.54	3417.613	12446.872	3.432	4.3	-13.6	NO		NO	bb
5	5	171130M2_5	Standard	5.000	6.54	3746.571	9378.169	4.994	6.3	25.7	NO		NO	bb
6	6	171130M2_6	Standard	5.000	6.54	4027.949	12433.227	4.050	5.1	2.0	NO		NO	bb
7	7	171130M2_7	Standard	5.000	6.54	3543.705	12466.216	3.553	4.5	-10.5	NO		NO	bb
8	8	171130M2_8	Standard	5.000	6.54	3047.706	10281.641	3.705	4.7	-6.7	NO		NO	bb
9	9	171130M2_9	Standard	5.000	6.54	3411.114	9865.832	4.322	5.4	8.8	NO		NO	bb

Dataset: U:\Q4.PRO\results\171130M2\171130M2-CRV.qld

Last Altered: Friday, December 01, 2017 12:17:32 Pacific Standard Time
Printed: Friday, December 01, 2017 12:22:13 Pacific Standard Time

Compound name: d7-N-MeFOSE
Response Factor: 0.16341
RRF SD: 0.0225127, Relative SD: 13.7768
Response type: Internal Std (Ref 61), Area * (IS Conc. / IS Area)
Curve type: RF

	#	Name	Type	Std. Conc	RT	Area	IS Area	Response	Conc.	%Dev	Conc. Flag	CoD	CoD Flag	x=excluded
1	1	171130M2_1	Standard	150.000	6.30	21162.346	11807.828	22.403	137.1	-8.6	NO		NO	bb
2	2	171130M2_2	Standard	150.000	6.30	23835.344	11790.271	25.270	154.6	3.1	NO		NO	bb
3	3	171130M2_3	Standard	150.000	6.30	22698.408	10629.415	26.693	163.3	8.9	NO		NO	bd
4	4	171130M2_4	Standard	150.000	6.30	22250.709	12446.872	22.346	136.7	-8.8	NO		NO	bb
5	5	171130M2_5	Standard	150.000	6.30	23342.479	9378.169	31.113	190.4	26.9	NO		NO	bd
6	6	171130M2_6	Standard	150.000	6.30	20632.834	12433.227	20.744	126.9	-15.4	NO		NO	bb
7	7	171130M2_7	Standard	150.000	6.30	21880.996	12466.216	21.940	134.3	-10.5	NO		NO	bb
8	8	171130M2_8	Standard	150.000	6.30	18604.793	10281.641	22.619	138.4	-7.7	NO		NO	bb
9	9	171130M2_9	Standard	150.000	6.30	21686.127	9865.832	27.476	168.1	12.1	NO		NO	bb

Compound name: d9-N-EtFOSE
Response Factor: 0.166399
RRF SD: 0.0251018, Relative SD: 15.0853
Response type: Internal Std (Ref 61), Area * (IS Conc. / IS Area)
Curve type: RF

	#	Name	Type	Std. Conc	RT	Area	IS Area	Response	Conc.	%Dev	Conc. Flag	CoD	CoD Flag	x=excluded
1	1	171130M2_1	Standard	150.000	6.45	21038.115	11807.828	22.271	133.8	-10.8	NO		NO	bb
2	2	171130M2_2	Standard	150.000	6.45	21375.760	11790.271	22.662	136.2	-9.2	NO		NO	bd
3	3	171130M2_3	Standard	150.000	6.45	24666.828	10629.415	29.008	174.3	16.2	NO		NO	MM
4	4	171130M2_4	Standard	150.000	6.45	19207.367	12446.872	19.289	115.9	-22.7	NO		NO	MM
5	5	171130M2_5	Standard	150.000	6.45	22482.324	9378.169	29.966	180.1	20.1	NO		NO	MM
6	6	171130M2_6	Standard	150.000	6.45	25394.922	12433.227	25.531	153.4	2.3	NO		NO	bb
7	7	171130M2_7	Standard	150.000	6.45	21112.270	12466.216	21.169	127.2	-15.2	NO		NO	bd
8	8	171130M2_8	Standard	150.000	6.45	23092.180	10281.641	28.075	168.7	12.5	NO		NO	bb
9	9	171130M2_9	Standard	150.000	6.45	21047.094	9865.832	26.667	160.3	6.8	NO		NO	bb

Dataset: U:\Q4.PRO\results\171130M2\171130M2-CRV.qld

Last Altered: Friday, December 01, 2017 12:17:32 Pacific Standard Time
Printed: Friday, December 01, 2017 12:22:13 Pacific Standard Time

Compound name: 13C4-PFBA
Response Factor: 1
RRF SD: 0, Relative SD: 0
Response type: Internal Std (Ref 54), Area * (IS Conc. / IS Area)
Curve type: RF

	# Name	Type	Std. Conc	RT	Area	IS Area	Response	Conc.	%Dev	Conc. Flag	CoD	CoD Flag	x=excluded
1	1 171130M2_1	Standard	12.500	1.48	11195.680	11195.680	12.500	12.5	0.0	NO		NO	bb
2	2 171130M2_2	Standard	12.500	1.48	11500.658	11500.658	12.500	12.5	0.0	NO		NO	MM
3	3 171130M2_3	Standard	12.500	1.48	11574.400	11574.400	12.500	12.5	0.0	NO		NO	bb
4	4 171130M2_4	Standard	12.500	1.48	10787.881	10787.881	12.500	12.5	0.0	NO		NO	MM
5	5 171130M2_5	Standard	12.500	1.48	11516.788	11516.788	12.500	12.5	0.0	NO		NO	bb
6	6 171130M2_6	Standard	12.500	1.48	11530.720	11530.720	12.500	12.5	0.0	NO		NO	bb
7	7 171130M2_7	Standard	12.500	1.48	10728.023	10728.023	12.500	12.5	0.0	NO		NO	bb
8	8 171130M2_8	Standard	12.500	1.48	10898.314	10898.314	12.500	12.5	0.0	NO		NO	bb
9	9 171130M2_9	Standard	12.500	1.48	10458.137	10458.137	12.500	12.5	0.0	NO		NO	bb

Compound name: 13C5-PFHxA
Response Factor: 1
RRF SD: 5.55112e-017, Relative SD: 5.55112e-015
Response type: Internal Std (Ref 55), Area * (IS Conc. / IS Area)
Curve type: RF

	# Name	Type	Std. Conc	RT	Area	IS Area	Response	Conc.	%Dev	Conc. Flag	CoD	CoD Flag	x=excluded
1	1 171130M2_1	Standard	12.500	3.21	16622.834	16622.834	12.500	12.5	0.0	NO		NO	bb
2	2 171130M2_2	Standard	12.500	3.21	16980.301	16980.301	12.500	12.5	0.0	NO		NO	bb
3	3 171130M2_3	Standard	12.500	3.21	16407.262	16407.262	12.500	12.5	0.0	NO		NO	bb
4	4 171130M2_4	Standard	12.500	3.21	15966.067	15966.067	12.500	12.5	0.0	NO		NO	bb
5	5 171130M2_5	Standard	12.500	3.21	16666.398	16666.398	12.500	12.5	0.0	NO		NO	bb
6	6 171130M2_6	Standard	12.500	3.21	17068.055	17068.055	12.500	12.5	0.0	NO		NO	bb
7	7 171130M2_7	Standard	12.500	3.21	15056.411	15056.411	12.500	12.5	0.0	NO		NO	bb
8	8 171130M2_8	Standard	12.500	3.21	14922.071	14922.071	12.500	12.5	0.0	NO		NO	bb
9	9 171130M2_9	Standard	12.500	3.21	14188.293	14188.293	12.500	12.5	0.0	NO		NO	bb

Dataset: U:\Q4.PRO\results\171130M2\171130M2-CRV.qld

Last Altered: Friday, December 01, 2017 12:17:32 Pacific Standard Time
Printed: Friday, December 01, 2017 12:22:13 Pacific Standard Time

Compound name: 13C3-PFHxS
Response Factor: 1
RRF SD: 3.92523e-017, Relative SD: 3.92523e-015
Response type: Internal Std (Ref 56), Area * (IS Conc. / IS Area)
Curve type: RF

	#	Name	Type	Std. Conc	RT	Area	IS Area	Response	Conc.	%Dev	Conc. Flag	CoD	CoD Flag	x=excluded
1	1	171130M2_1	Standard	12.500	3.99	2937.350	2937.350	12.500	12.5	0.0	NO		NO	bb
2	2	171130M2_2	Standard	12.500	3.99	3403.448	3403.448	12.500	12.5	0.0	NO		NO	bb
3	3	171130M2_3	Standard	12.500	3.98	3372.833	3372.833	12.500	12.5	0.0	NO		NO	bb
4	4	171130M2_4	Standard	12.500	3.99	2725.318	2725.318	12.500	12.5	0.0	NO		NO	bb
5	5	171130M2_5	Standard	12.500	3.99	2961.987	2961.987	12.500	12.5	0.0	NO		NO	bb
6	6	171130M2_6	Standard	12.500	3.99	3037.834	3037.834	12.500	12.5	0.0	NO		NO	bb
7	7	171130M2_7	Standard	12.500	3.98	2944.634	2944.634	12.500	12.5	0.0	NO		NO	bb
8	8	171130M2_8	Standard	12.500	3.98	2910.550	2910.550	12.500	12.5	0.0	NO		NO	bb
9	9	171130M2_9	Standard	12.500	3.98	2520.036	2520.036	12.500	12.5	0.0	NO		NO	bb

Compound name: 13C8-PFOA
Response Factor: 1
RRF SD: 0, Relative SD: 0
Response type: Internal Std (Ref 57), Area * (IS Conc. / IS Area)
Curve type: RF

	#	Name	Type	Std. Conc	RT	Area	IS Area	Response	Conc.	%Dev	Conc. Flag	CoD	CoD Flag	x=excluded
1	1	171130M2_1	Standard	12.500	4.36	12371.063	12371.063	12.500	12.5	0.0	NO		NO	bb
2	2	171130M2_2	Standard	12.500	4.36	10462.970	10462.970	12.500	12.5	0.0	NO		NO	bb
3	3	171130M2_3	Standard	12.500	4.36	12104.159	12104.159	12.500	12.5	0.0	NO		NO	bb
4	4	171130M2_4	Standard	12.500	4.36	11368.130	11368.130	12.500	12.5	0.0	NO		NO	bb
5	5	171130M2_5	Standard	12.500	4.36	11709.644	11709.644	12.500	12.5	0.0	NO		NO	bb
6	6	171130M2_6	Standard	12.500	4.36	11572.182	11572.182	12.500	12.5	0.0	NO		NO	bb
7	7	171130M2_7	Standard	12.500	4.36	9931.045	9931.045	12.500	12.5	0.0	NO		NO	bd
8	8	171130M2_8	Standard	12.500	4.36	9639.346	9639.346	12.500	12.5	0.0	NO		NO	bb
9	9	171130M2_9	Standard	12.500	4.36	10704.376	10704.376	12.500	12.5	0.0	NO		NO	bb

Dataset: U:\Q4.PRO\results\171130M2\171130M2-CRV.qld

Last Altered: Friday, December 01, 2017 12:17:32 Pacific Standard Time
Printed: Friday, December 01, 2017 12:22:13 Pacific Standard Time

Compound name: 13C9-PFNA
Response Factor: 1
RRF SD: 8.77708e-017, Relative SD: 8.77708e-015
Response type: Internal Std (Ref 58), Area * (IS Conc. / IS Area)
Curve type: RF

	#	Name	Type	Std. Conc	RT	Area	IS Area	Response	Conc.	%Dev	Conc. Flag	CoD	CoD Flag	x=excluded
1	1	171130M2_1	Standard	12.500	4.80	14634.871	14634.871	12.500	12.5	0.0	NO		NO	bb
2	2	171130M2_2	Standard	12.500	4.79	11568.694	11568.694	12.500	12.5	0.0	NO		NO	bb
3	3	171130M2_3	Standard	12.500	4.79	15889.236	15889.236	12.500	12.5	0.0	NO		NO	bb
4	4	171130M2_4	Standard	12.500	4.80	14773.932	14773.932	12.500	12.5	0.0	NO		NO	bb
5	5	171130M2_5	Standard	12.500	4.80	12301.845	12301.845	12.500	12.5	0.0	NO		NO	bb
6	6	171130M2_6	Standard	12.500	4.80	9825.901	9825.901	12.500	12.5	0.0	NO		NO	bb
7	7	171130M2_7	Standard	12.500	4.79	12892.542	12892.542	12.500	12.5	0.0	NO		NO	bb
8	8	171130M2_8	Standard	12.500	4.79	11070.048	11070.048	12.500	12.5	0.0	NO		NO	bb
9	9	171130M2_9	Standard	12.500	4.80	10288.409	10288.409	12.500	12.5	0.0	NO		NO	bb

Compound name: 13C4-PFOS
Response Factor: 1
RRF SD: 3.92523e-017, Relative SD: 3.92523e-015
Response type: Internal Std (Ref 59), Area * (IS Conc. / IS Area)
Curve type: RF

	#	Name	Type	Std. Conc	RT	Area	IS Area	Response	Conc.	%Dev	Conc. Flag	CoD	CoD Flag	x=excluded
1	1	171130M2_1	Standard	12.500	4.88	3213.510	3213.510	12.500	12.5	0.0	NO		NO	bb
2	2	171130M2_2	Standard	12.500	4.88	3410.485	3410.485	12.500	12.5	0.0	NO		NO	bb
3	3	171130M2_3	Standard	12.500	4.88	3800.138	3800.138	12.500	12.5	0.0	NO		NO	bb
4	4	171130M2_4	Standard	12.500	4.88	3164.315	3164.315	12.500	12.5	0.0	NO		NO	bb
5	5	171130M2_5	Standard	12.500	4.88	3694.289	3694.289	12.500	12.5	0.0	NO		NO	bb
6	6	171130M2_6	Standard	12.500	4.88	3464.052	3464.052	12.500	12.5	0.0	NO		NO	bb
7	7	171130M2_7	Standard	12.500	4.88	3193.282	3193.282	12.500	12.5	0.0	NO		NO	bb
8	8	171130M2_8	Standard	12.500	4.88	3318.969	3318.969	12.500	12.5	0.0	NO		NO	bb
9	9	171130M2_9	Standard	12.500	4.88	2951.515	2951.515	12.500	12.5	0.0	NO		NO	bb

Dataset: U:\Q4.PRO\results\171130M2\171130M2-CRV.qld

Last Altered: Friday, December 01, 2017 12:17:32 Pacific Standard Time
Printed: Friday, December 01, 2017 12:22:13 Pacific Standard Time

Compound name: 13C6-PFDA
Response Factor: 1
RRF SD: 7.85046e-017, Relative SD: 7.85046e-015
Response type: Internal Std (Ref 60), Area * (IS Conc. / IS Area)
Curve type: RF

	# Name	Type	Std. Conc	RT	Area	IS Area	Response	Conc.	%Dev	Conc. Flag	CoD	CoD Flag	x=excluded
1	1 171130M2_1	Standard	12.500	5.17	8567.597	8567.597	12.500	12.5	0.0	NO		NO	bb
2	2 171130M2_2	Standard	12.500	5.17	8253.339	8253.339	12.500	12.5	0.0	NO		NO	bb
3	3 171130M2_3	Standard	12.500	5.17	5944.452	5944.452	12.500	12.5	0.0	NO		NO	bb
4	4 171130M2_4	Standard	12.500	5.17	9042.482	9042.482	12.500	12.5	0.0	NO		NO	bb
5	5 171130M2_5	Standard	12.500	5.17	9906.122	9906.122	12.500	12.5	0.0	NO		NO	bb
6	6 171130M2_6	Standard	12.500	5.17	9026.134	9026.134	12.500	12.5	0.0	NO		NO	bb
7	7 171130M2_7	Standard	12.500	5.17	6698.940	6698.940	12.500	12.5	0.0	NO		NO	bb
8	8 171130M2_8	Standard	12.500	5.17	5858.106	5858.106	12.500	12.5	0.0	NO		NO	bb
9	9 171130M2_9	Standard	12.500	5.17	6959.659	6959.659	12.500	12.5	0.0	NO		NO	bb

Compound name: 13C7-PFUdA
Response Factor: 1
RRF SD: 0, Relative SD: 0
Response type: Internal Std (Ref 61), Area * (IS Conc. / IS Area)
Curve type: RF

	# Name	Type	Std. Conc	RT	Area	IS Area	Response	Conc.	%Dev	Conc. Flag	CoD	CoD Flag	x=excluded
1	1 171130M2_1	Standard	12.500	5.50	11807.828	11807.828	12.500	12.5	0.0	NO		NO	bb
2	2 171130M2_2	Standard	12.500	5.49	11790.271	11790.271	12.500	12.5	0.0	NO		NO	bb
3	3 171130M2_3	Standard	12.500	5.49	10629.415	10629.415	12.500	12.5	0.0	NO		NO	bd
4	4 171130M2_4	Standard	12.500	5.50	12446.872	12446.872	12.500	12.5	0.0	NO		NO	bb
5	5 171130M2_5	Standard	12.500	5.50	9378.169	9378.169	12.500	12.5	0.0	NO		NO	bb
6	6 171130M2_6	Standard	12.500	5.49	12433.227	12433.227	12.500	12.5	0.0	NO		NO	bb
7	7 171130M2_7	Standard	12.500	5.49	12466.216	12466.216	12.500	12.5	0.0	NO		NO	bb
8	8 171130M2_8	Standard	12.500	5.49	10281.641	10281.641	12.500	12.5	0.0	NO		NO	bb
9	9 171130M2_9	Standard	12.500	5.49	9865.832	9865.832	12.500	12.5	0.0	NO		NO	bb

Vista Analytical Laboratory

Dataset: Untitled

Last Altered: Friday, December 01, 2017 12:48:57 Pacific Standard Time
Printed: Friday, December 01, 2017 12:49:52 Pacific Standard Time

Method: U:\Q4.PRO\MethDB\PFAS_FULL_80C_113017.mdb 01 Dec 2017 12:18:40
Calibration: U:\Q4.PRO\CurveDB\C18_VAL-PFAS_Q4_11-30-17_FULL.cdb 01 Dec 2017 12:17:32

Compound name: PFBA

	Name	ID	Acq.Date	Acq.Time
1	171130M2_1	ST171130M2-1 PFC CS-2 17K2806	01-Dec-17	00:37:22
2	171130M2_2	ST171130M2-2 PFC CS-1 17K2807	01-Dec-17	00:48:31
3	171130M2_3	ST171130M2-3 PFC CS0 17K2808	01-Dec-17	00:59:42
4	171130M2_4	ST171130M2-4 PFC CS1 17K2814	01-Dec-17	01:10:52
5	171130M2_5	ST171130M2-5 PFC CS2 17K2809	01-Dec-17	01:22:02
6	171130M2_6	ST171130M2-6 PFC CS3 17K2810	01-Dec-17	01:33:13
7	171130M2_7	ST171130M2-7 PFC CS4 17K2811	01-Dec-17	01:44:24
8	171130M2_8	ST171130M2-8 PFC CS5 17K2812	01-Dec-17	01:55:35
9	171130M2_9	ST171130M2-9 PFC CS6 17K2817	01-Dec-17	02:06:46
10	171130M2_10	ST171130M2-10 PFC CS7 17K2818	01-Dec-17	02:18:00
11	171130M2_11	IPA	01-Dec-17	02:29:15
12	171130M2_12	ICV171130M2-1 PFC ICV 17K3001	01-Dec-17	02:40:26

Vista Analytical Laboratory Q1

Dataset: U:\Q4.PRO\results\171130M2\171130M2-CRV.qld

Last Altered: Friday, December 01, 2017 12:17:32 Pacific Standard Time
Printed: Friday, December 01, 2017 12:20:32 Pacific Standard Time

Method: U:\Q4.PRO\MethDB\PFAS_FULL_80C_112917.mdb 29 Nov 2017 15:16:56
Calibration: U:\Q4.PRO\CurveDB\C18_VAL-PFAS_Q4_11-30-17_FULL.cdb 01 Dec 2017 12:17:32

Compound name: PFBA
Correlation coefficient: r = 0.999968, r^2 = 0.999936
Calibration curve: 1.15724 * x + -0.0415544
Response type: Internal Std (Ref 31), Area * (IS Conc. / IS Area)
Curve type: Linear, Origin: Include, Weighting: 1/x, Axis trans: None

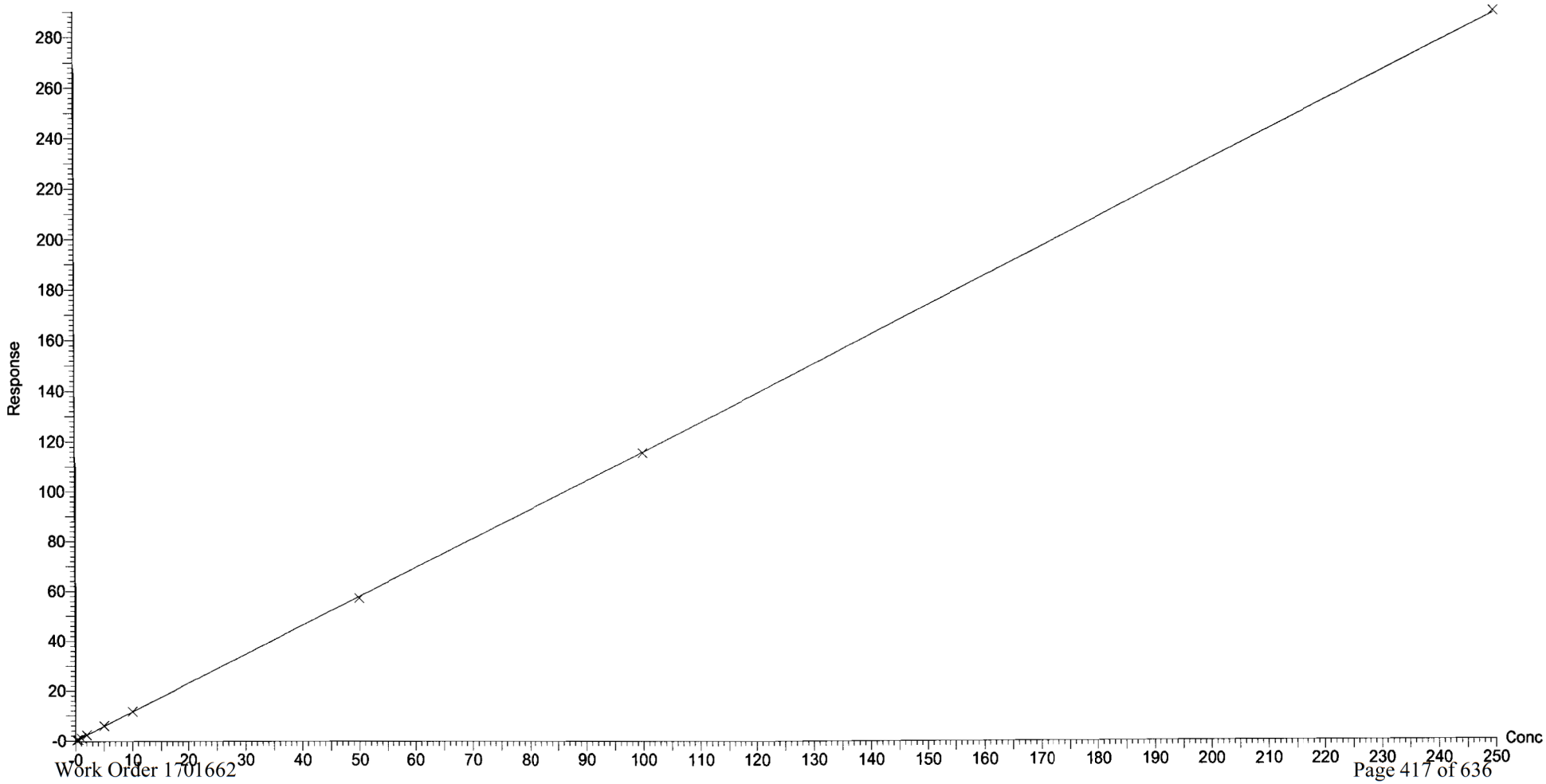

Dataset: U:\Q4.PRO\results\171130M2\171130M2-CRV.qld

Last Altered: Friday, December 01, 2017 12:17:32 Pacific Standard Time
Printed: Friday, December 01, 2017 12:20:32 Pacific Standard Time

Compound name: PFPeA
Correlation coefficient: r = 0.999806, r^2 = 0.999612
Calibration curve: 1.05044 * x + 0.0321015
Response type: Internal Std (Ref 32), Area * (IS Conc. / IS Area)
Curve type: Linear, Origin: Exclude, Weighting: 1/x, Axis trans: None

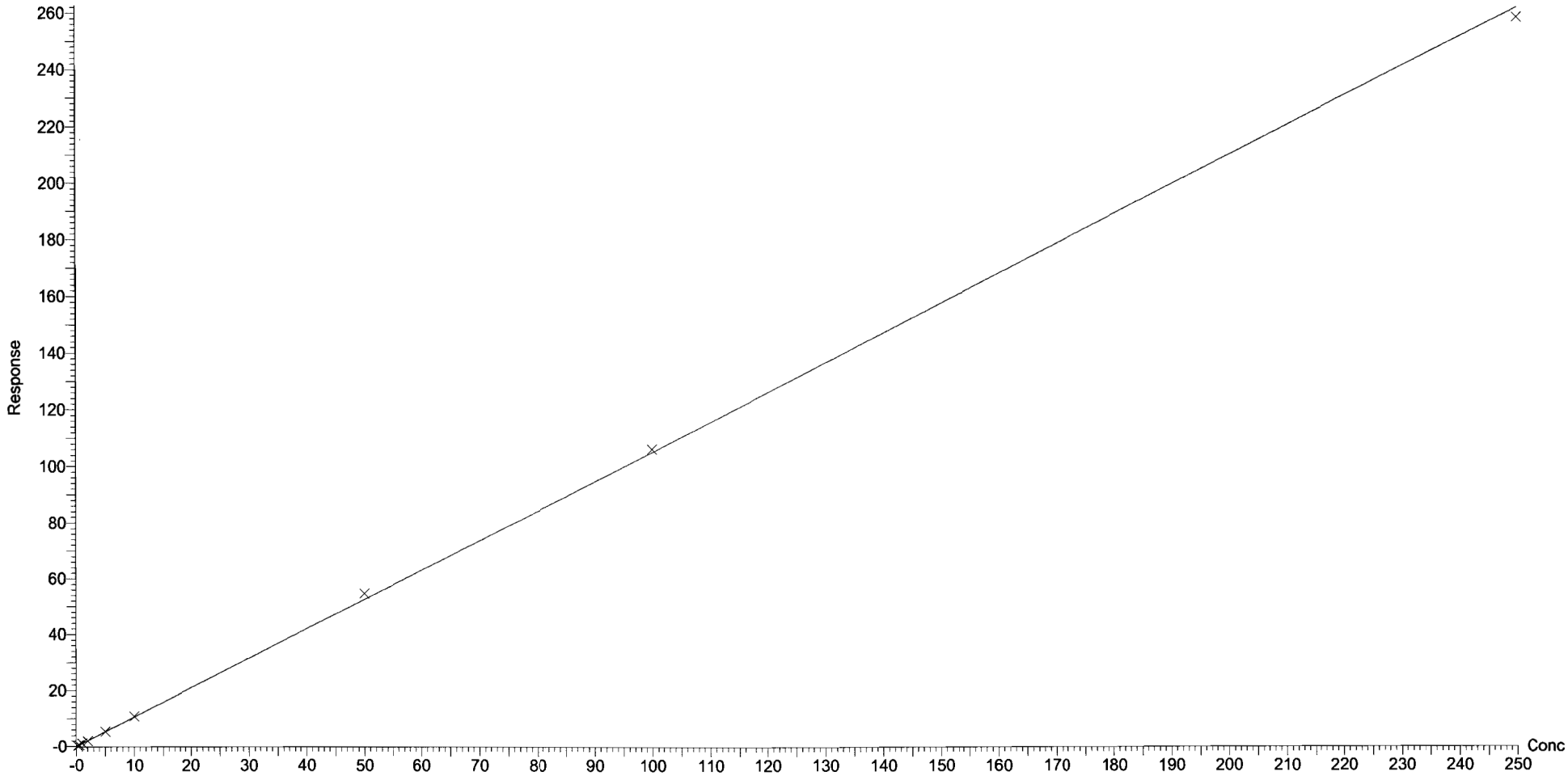

Dataset: U:\Q4.PRO\results\171130M2\171130M2-CRV.qld

Last Altered: Friday, December 01, 2017 12:17:32 Pacific Standard Time
Printed: Friday, December 01, 2017 12:20:32 Pacific Standard Time

Compound name: PFBS
Correlation coefficient: r = 0.998297, r^2 = 0.996598
Calibration curve: 2.31236 * x + -0.0549981
Response type: Internal Std (Ref 33), Area * (IS Conc. / IS Area)
Curve type: Linear, Origin: Exclude, Weighting: 1/x, Axis trans: None

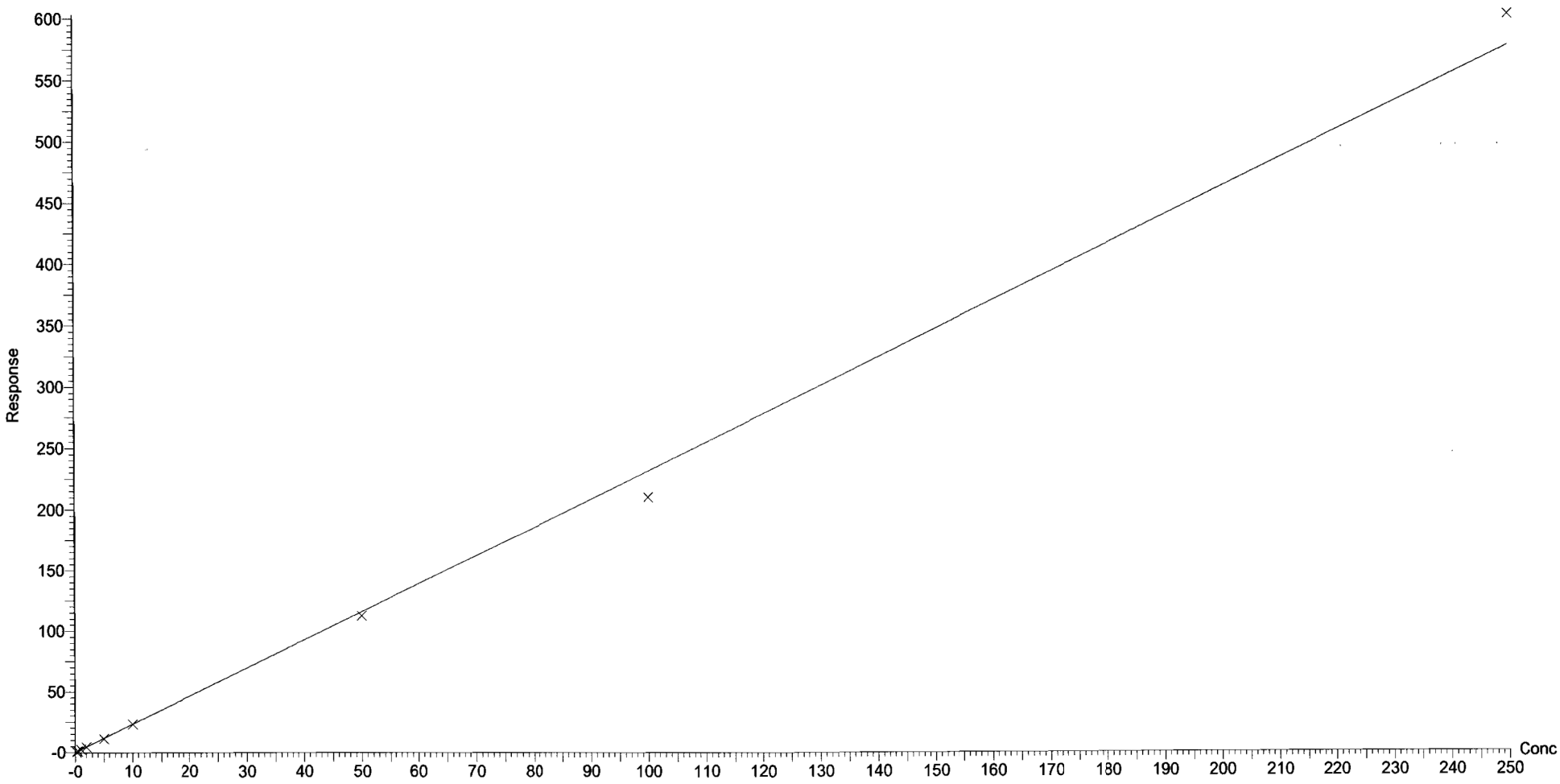

Dataset: U:\Q4.PRO\results\171130M2\171130M2-CRV.qld

Last Altered: Friday, December 01, 2017 12:17:32 Pacific Standard Time
Printed: Friday, December 01, 2017 12:20:32 Pacific Standard Time

Compound name: PFHxA
Correlation coefficient: r = 0.999587, r^2 = 0.999175
Calibration curve: 1.49858 * x + 0.0522808
Response type: Internal Std (Ref 34), Area * (IS Conc. / IS Area)
Curve type: Linear, Origin: Exclude, Weighting: 1/x, Axis trans: None

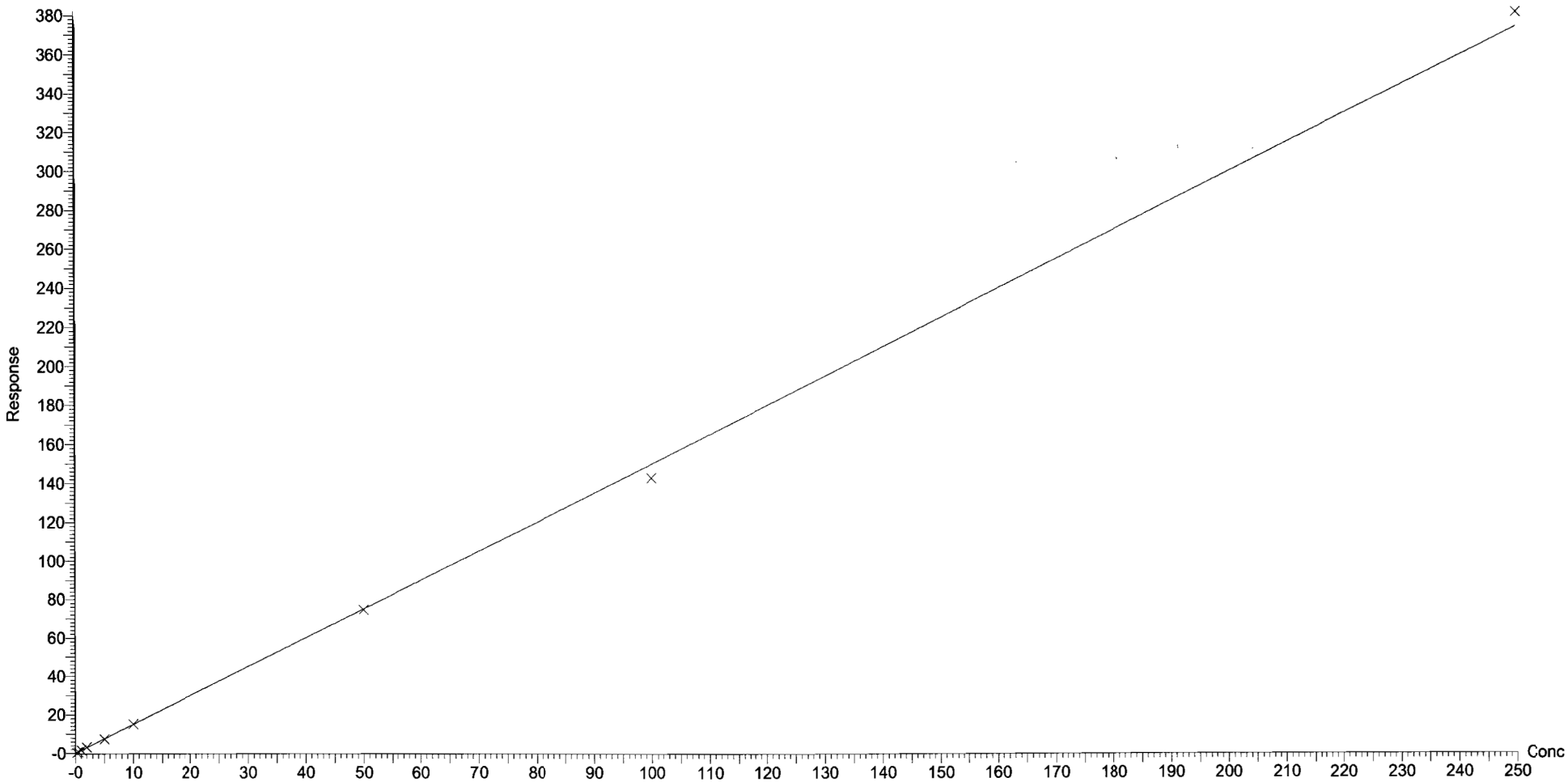

Dataset: U:\Q4.PRO\results\171130M2\171130M2-CRV.qld

Last Altered: Friday, December 01, 2017 12:17:32 Pacific Standard Time
Printed: Friday, December 01, 2017 12:20:32 Pacific Standard Time

Compound name: PFHpA
Correlation coefficient: r = 0.999543, r^2 = 0.999086
Calibration curve: 1.44003 * x + 0.0347273
Response type: Internal Std (Ref 35), Area * (IS Conc. / IS Area)
Curve type: Linear, Origin: Exclude, Weighting: 1/x, Axis trans: None

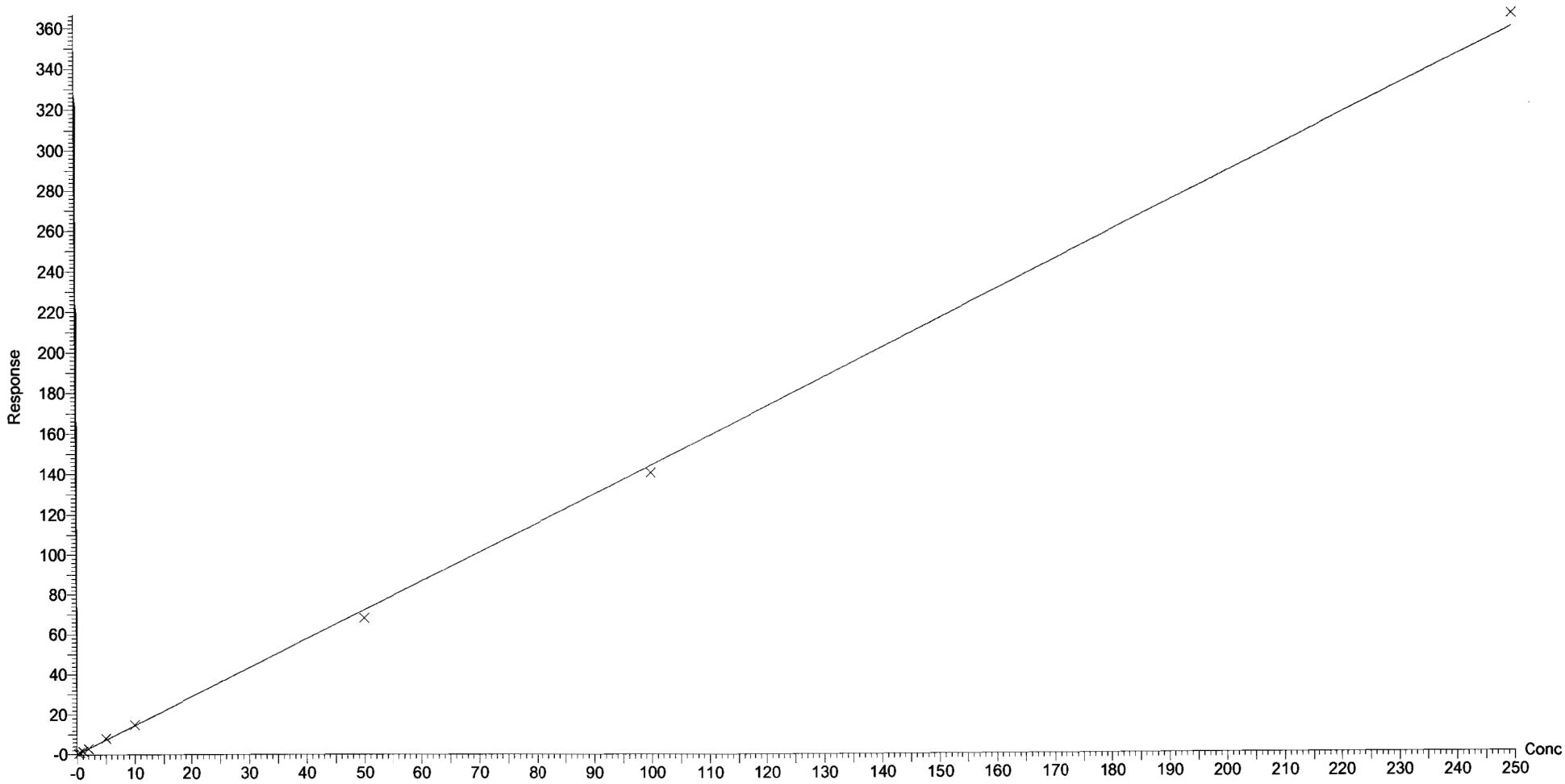

Dataset: U:\Q4.PRO\results\171130M2\171130M2-CRV.qld

Last Altered: Friday, December 01, 2017 12:17:32 Pacific Standard Time
Printed: Friday, December 01, 2017 12:20:32 Pacific Standard Time

Compound name: L-PFHxS
Correlation coefficient: r = 0.996902, r^2 = 0.993813
Calibration curve: 2.19916 * x + -0.07745
Response type: Internal Std (Ref 36), Area * (IS Conc. / IS Area)
Curve type: Linear, Origin: Exclude, Weighting: 1/x, Axis trans: None

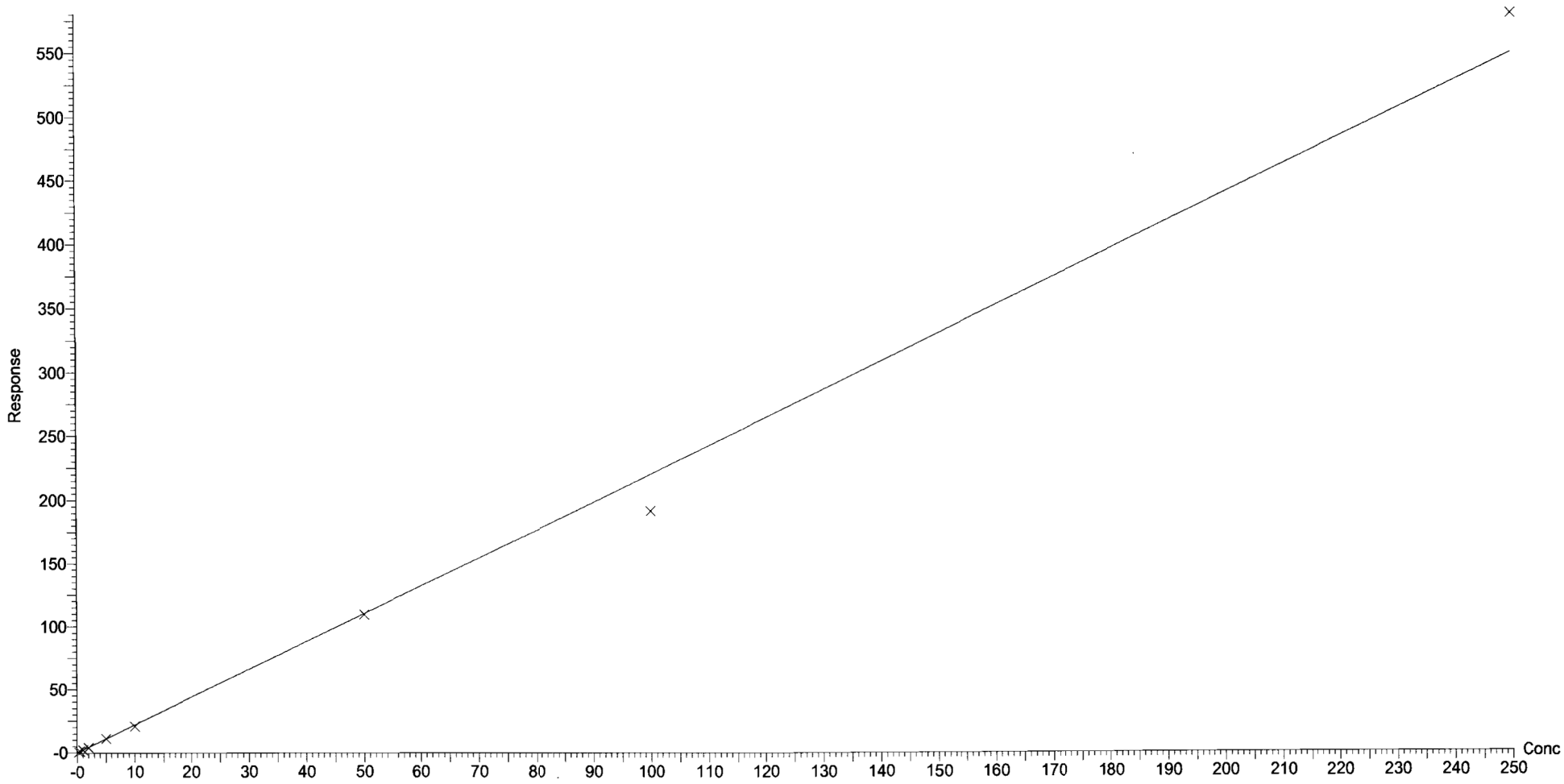

Dataset: U:\Q4.PRO\results\171130M2\171130M2-CRV.qld

Last Altered: Friday, December 01, 2017 12:17:32 Pacific Standard Time
Printed: Friday, December 01, 2017 12:20:32 Pacific Standard Time

Compound name: 6:2 FTS
Coefficient of Determination: R^2 = 0.995689
Calibration curve: -0.00892951 * x^2 + 1.1903 * x + -0.0510228
Response type: Internal Std (Ref 37), Area * (IS Conc. / IS Area)
Curve type: 2nd Order, Origin: Exclude, Weighting: 1/x, Axis trans: None

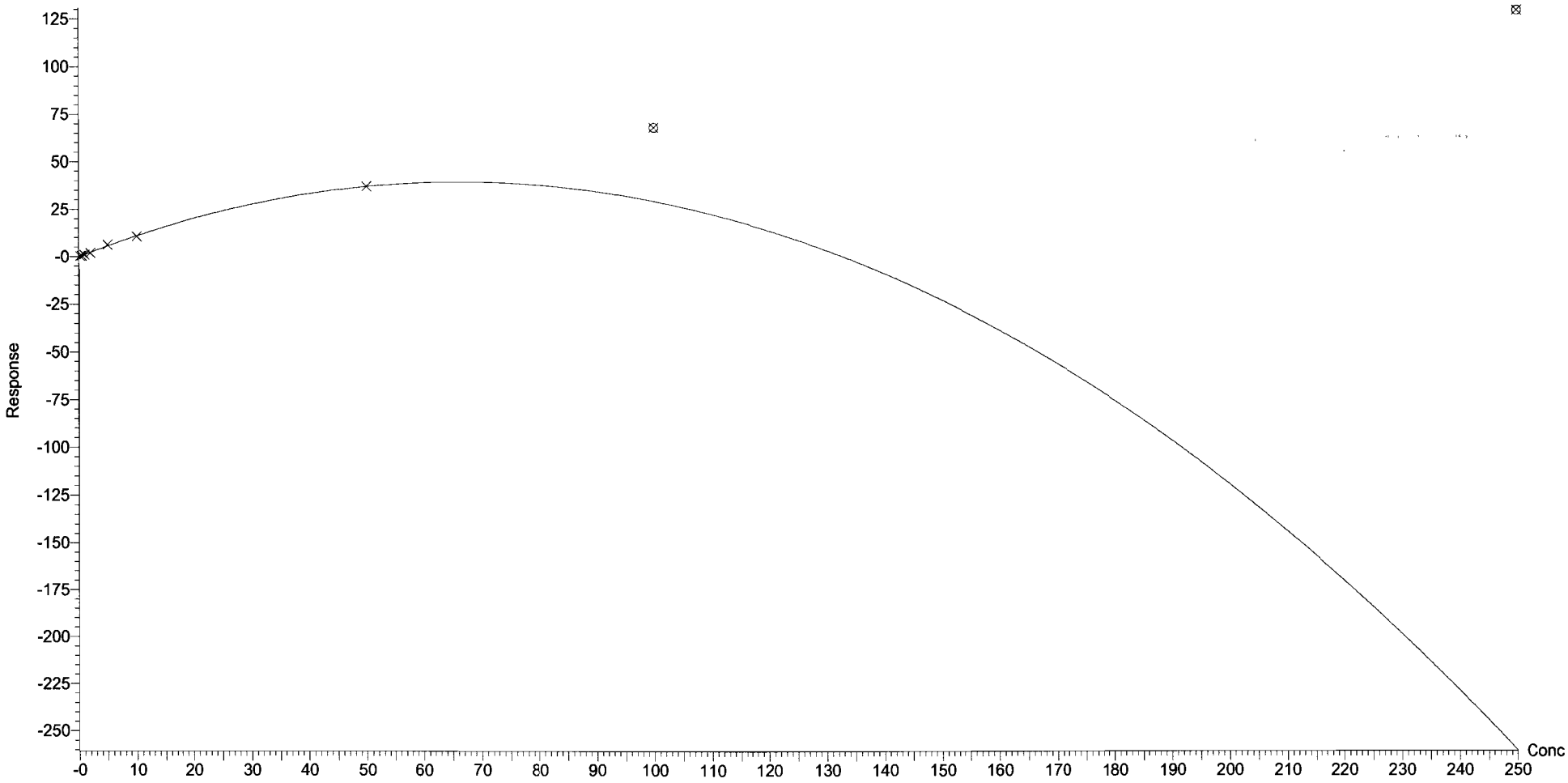

Dataset: U:\Q4.PRO\results\171130M2\171130M2-CRV.qld

Last Altered: Friday, December 01, 2017 12:17:32 Pacific Standard Time
Printed: Friday, December 01, 2017 12:20:32 Pacific Standard Time

Compound name: L-PFOA
Correlation coefficient: r = 0.999101, r^2 = 0.998203
Calibration curve: 0.993789 * x + 0.221123
Response type: Internal Std (Ref 38), Area * (IS Conc. / IS Area)
Curve type: Linear, Origin: Exclude, Weighting: 1/x, Axis trans: None

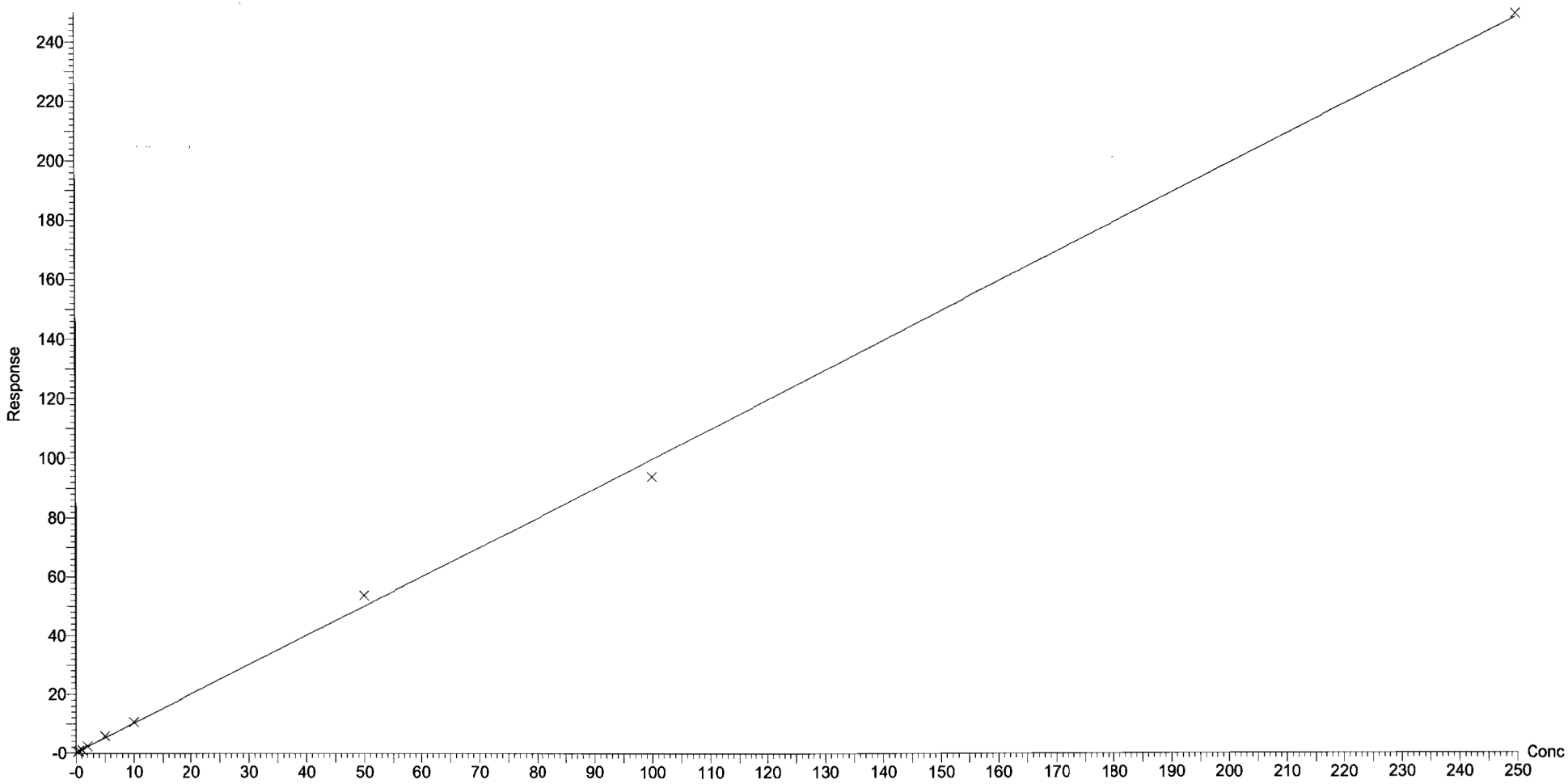

Dataset: U:\Q4.PRO\results\171130M2\171130M2-CRV.qld

Last Altered: Friday, December 01, 2017 12:17:32 Pacific Standard Time
Printed: Friday, December 01, 2017 12:20:32 Pacific Standard Time

Compound name: PFHpS
Coefficient of Determination: R^2 = 0.998733
Calibration curve: -0.000260187 * x^2 + 0.306607 * x + -0.0285732
Response type: Internal Std (Ref 38), Area * (IS Conc. / IS Area)
Curve type: 2nd Order, Origin: Exclude, Weighting: 1/x, Axis trans: None

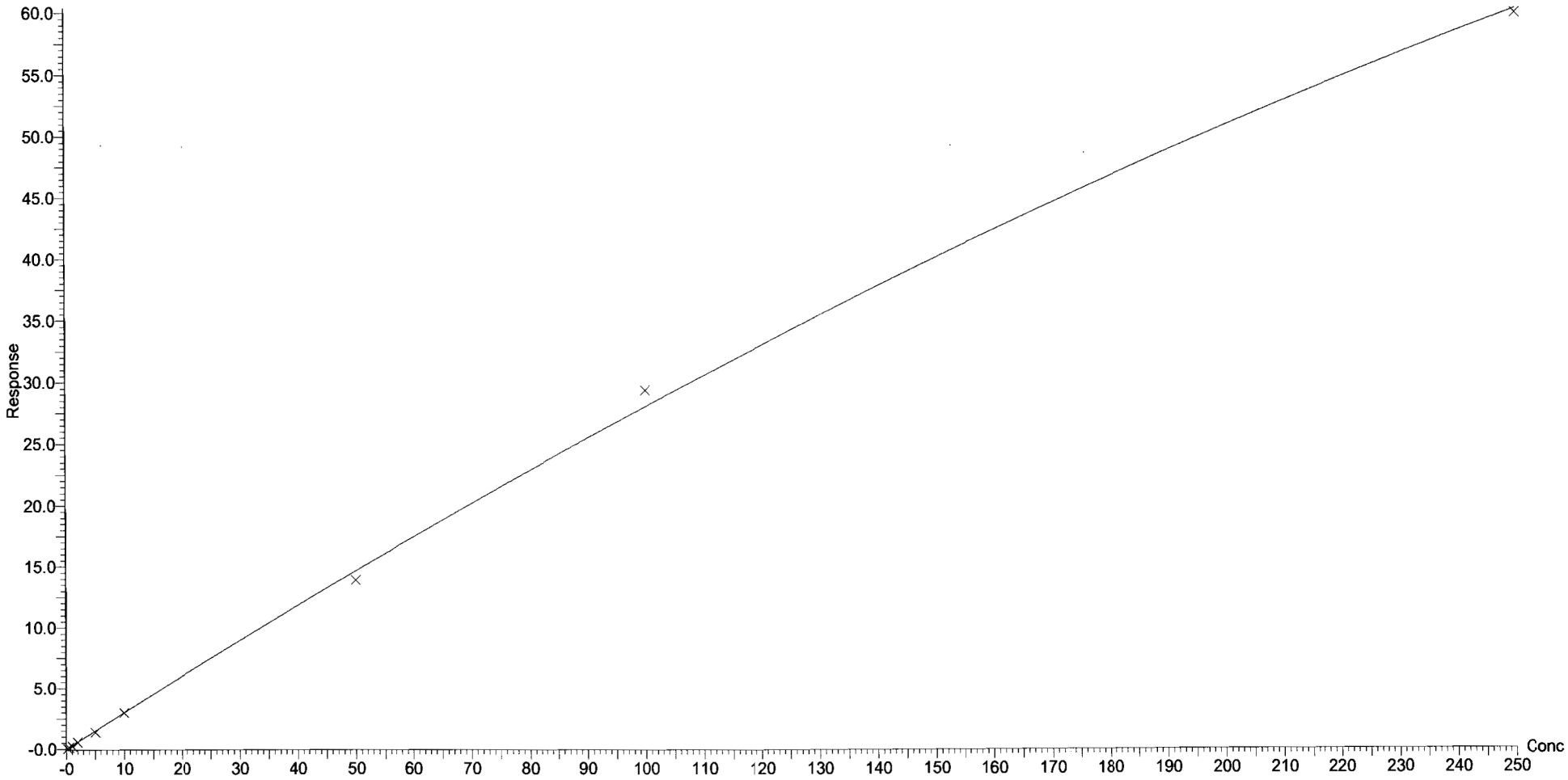

Dataset: U:\Q4.PRO\results\171130M2\171130M2-CRV.qld

Last Altered: Friday, December 01, 2017 12:17:32 Pacific Standard Time
Printed: Friday, December 01, 2017 12:20:32 Pacific Standard Time

Compound name: PFNA
Coefficient of Determination: R^2 = 0.999742
Calibration curve: -0.000369406 * x^2 + 1.28272 * x + 0.0412203
Response type: Internal Std (Ref 39), Area * (IS Conc. / IS Area)
Curve type: 2nd Order, Origin: Exclude, Weighting: 1/x, Axis trans: None

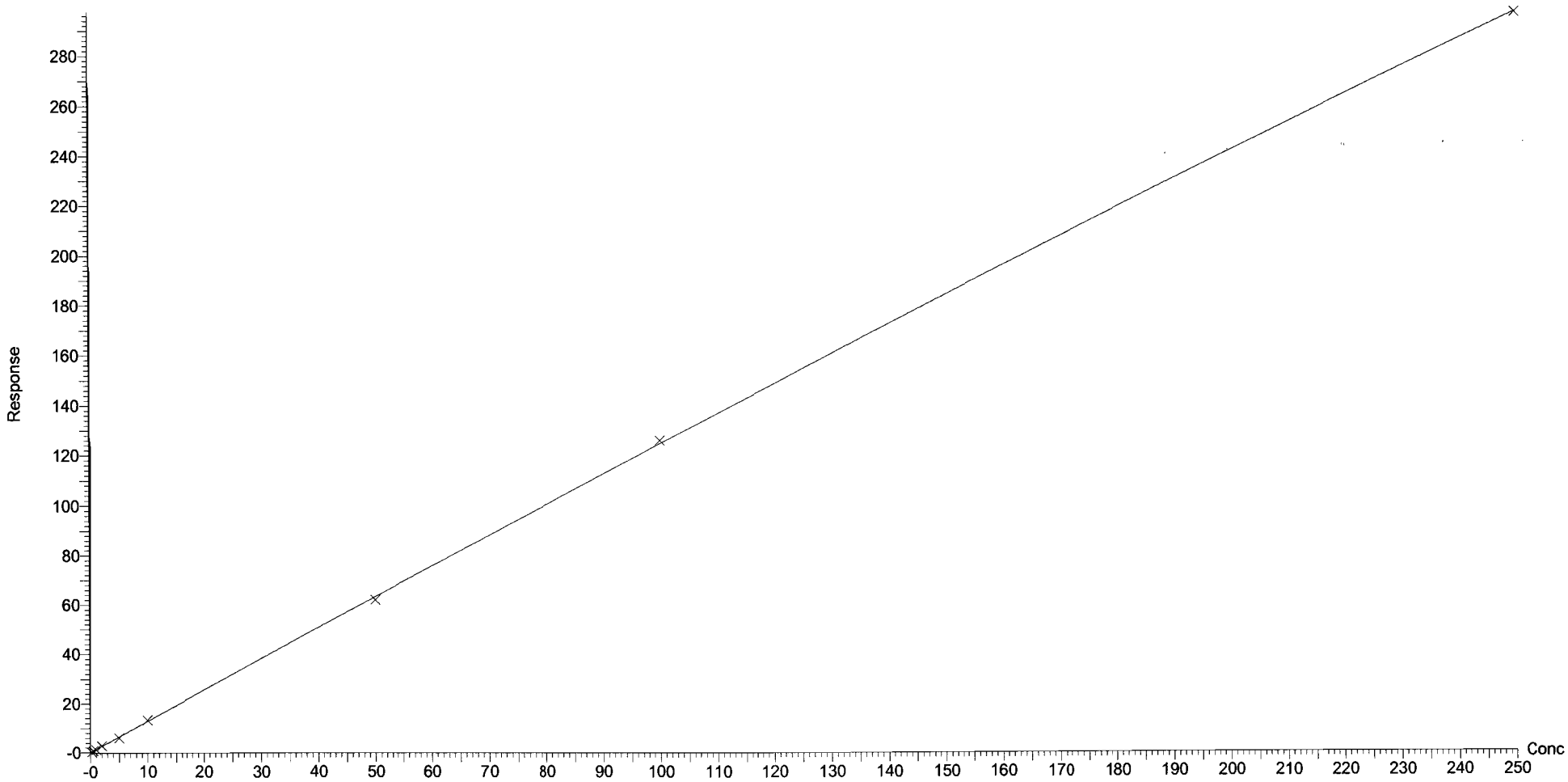

Dataset: U:\Q4.PRO\results\171130M2\171130M2-CRV.qld

Last Altered: Friday, December 01, 2017 12:17:32 Pacific Standard Time
Printed: Friday, December 01, 2017 12:20:32 Pacific Standard Time

Compound name: PFOSA
Correlation coefficient: r = 0.999106, r^2 = 0.998213
Calibration curve: 0.994678 * x + -0.00199768
Response type: Internal Std (Ref 40), Area * (IS Conc. / IS Area)
Curve type: Linear, Origin: Exclude, Weighting: 1/x, Axis trans: None

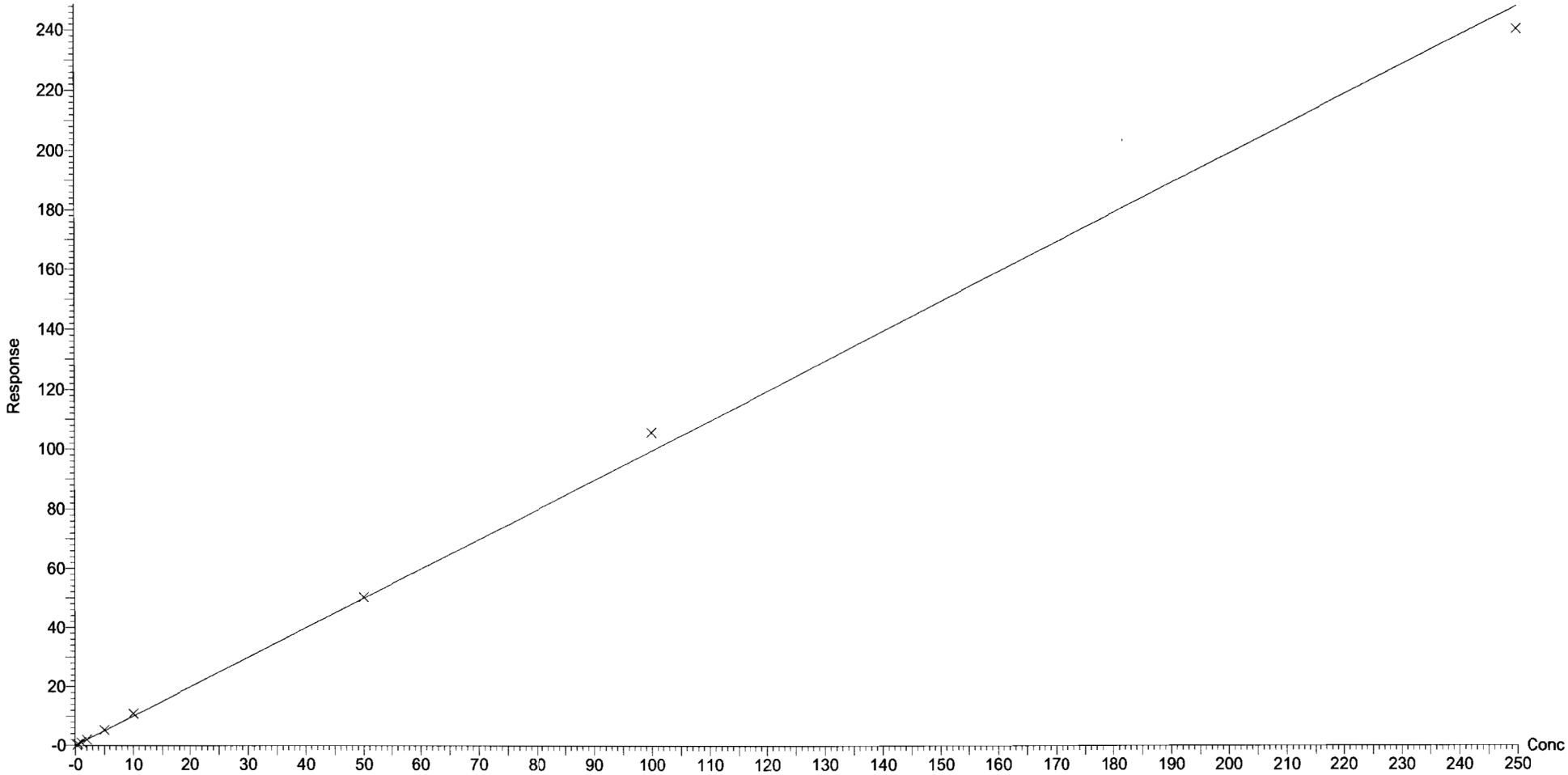

Dataset: U:\Q4.PRO\results\171130M2\171130M2-CRV.qld

Last Altered: Friday, December 01, 2017 12:17:32 Pacific Standard Time
Printed: Friday, December 01, 2017 12:20:32 Pacific Standard Time

Compound name: L-PFOS
Correlation coefficient: r = 0.999139, r^2 = 0.998279
Calibration curve: 1.01107 * x + -0.0499658
Response type: Internal Std (Ref 41), Area * (IS Conc. / IS Area)
Curve type: Linear, Origin: Include, Weighting: 1/x, Axis trans: None

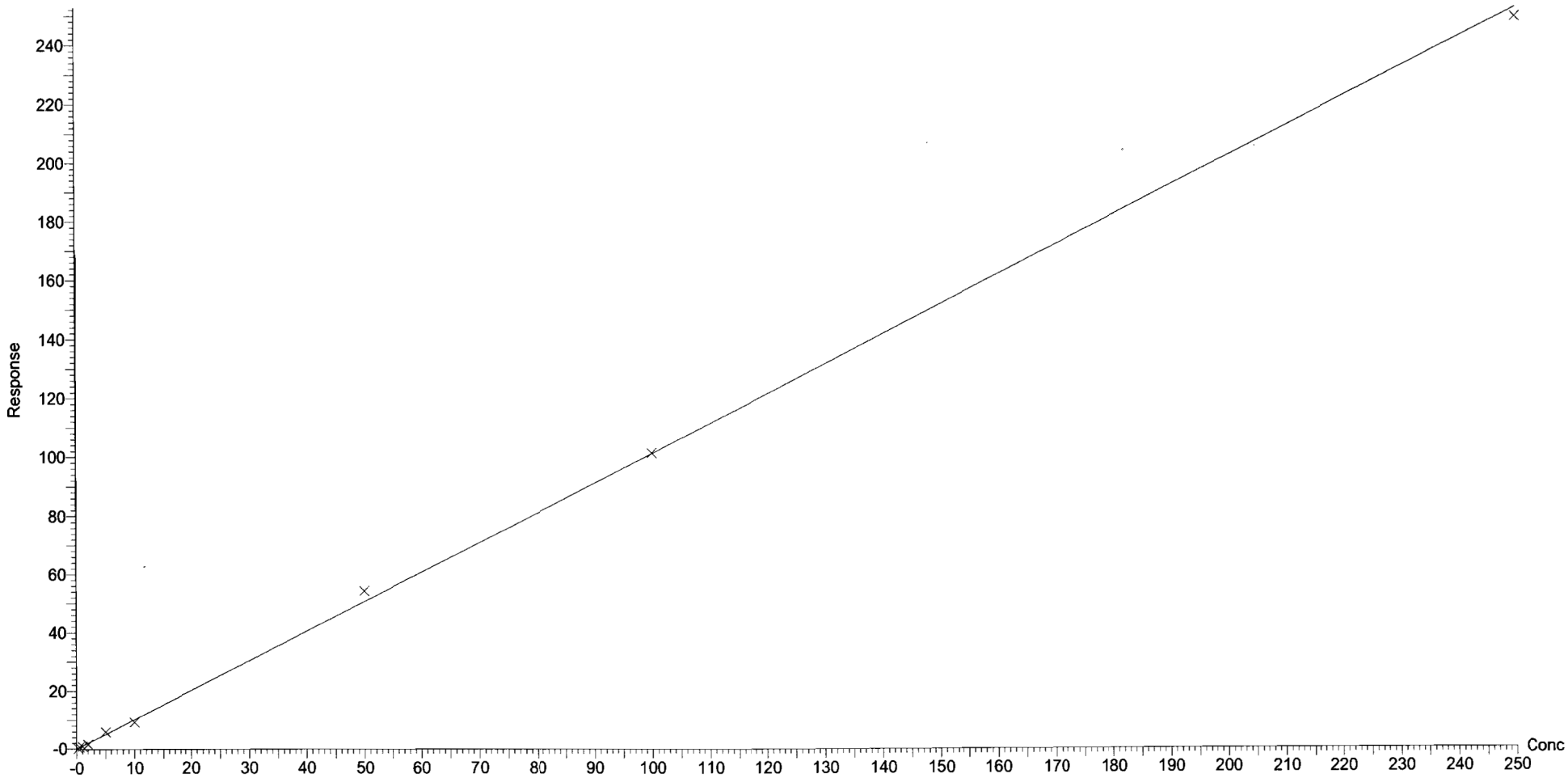

Dataset: U:\Q4.PRO\results\171130M2\171130M2-CRV.qld

Last Altered: Friday, December 01, 2017 12:17:32 Pacific Standard Time
Printed: Friday, December 01, 2017 12:20:32 Pacific Standard Time

Compound name: PFDA
Coefficient of Determination: R^2 = 0.999735
Calibration curve: -0.000318025 * x^2 + 1.2448 * x + -0.0459846
Response type: Internal Std (Ref 42), Area * (IS Conc. / IS Area)
Curve type: 2nd Order, Origin: Exclude, Weighting: 1/x, Axis trans: None

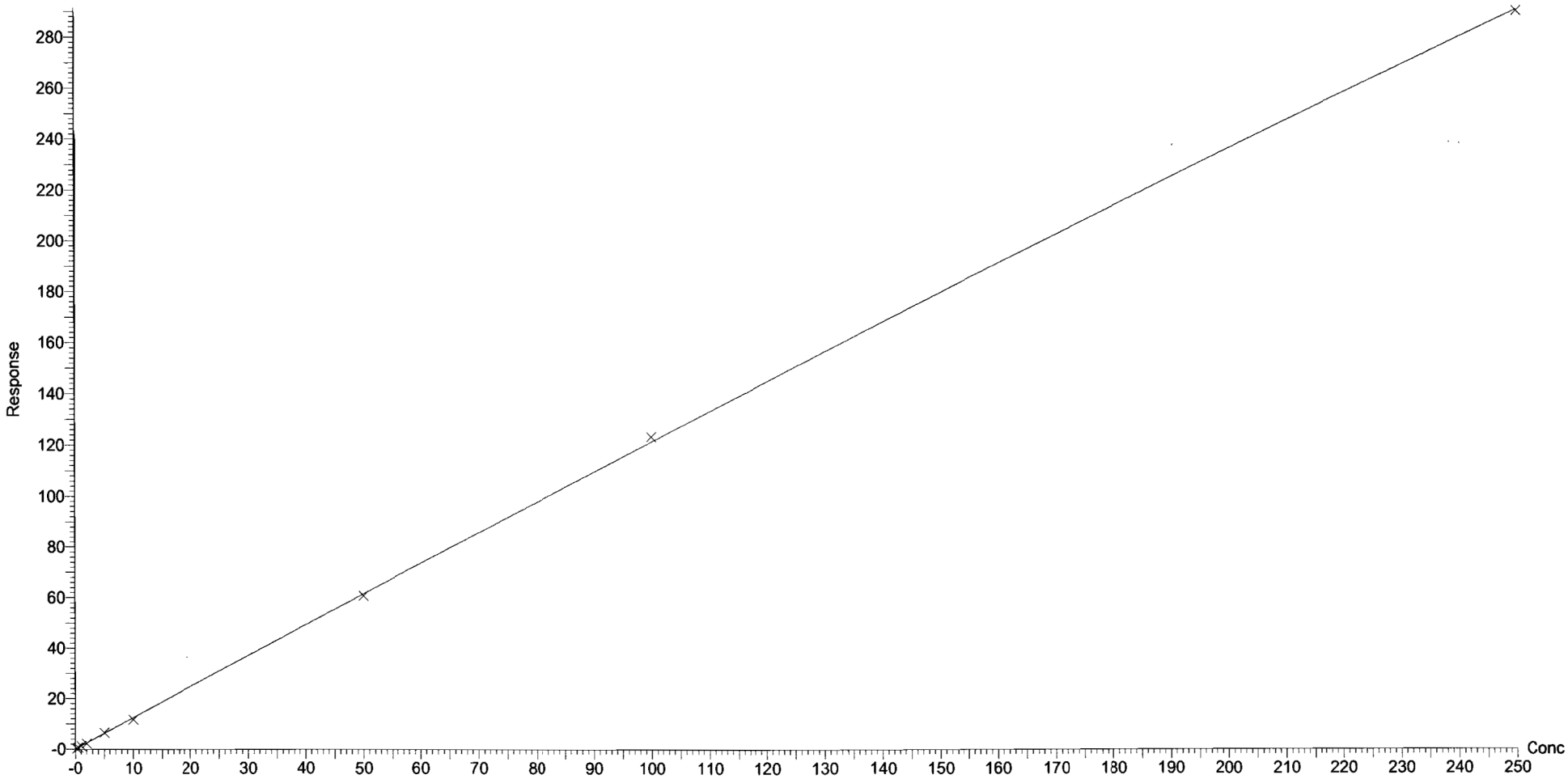

Dataset: U:\Q4.PRO\results\171130M2\171130M2-CRV.qld

Last Altered: Friday, December 01, 2017 12:17:32 Pacific Standard Time
Printed: Friday, December 01, 2017 12:20:32 Pacific Standard Time

Compound name: 8:2 FTS
Coefficient of Determination: R^2 = 0.998880
Calibration curve: -0.000137534 * x^2 + 0.246001 * x + 0.0115431
Response type: Internal Std (Ref 42), Area * (IS Conc. / IS Area)
Curve type: 2nd Order, Origin: Include, Weighting: 1/x, Axis trans: None

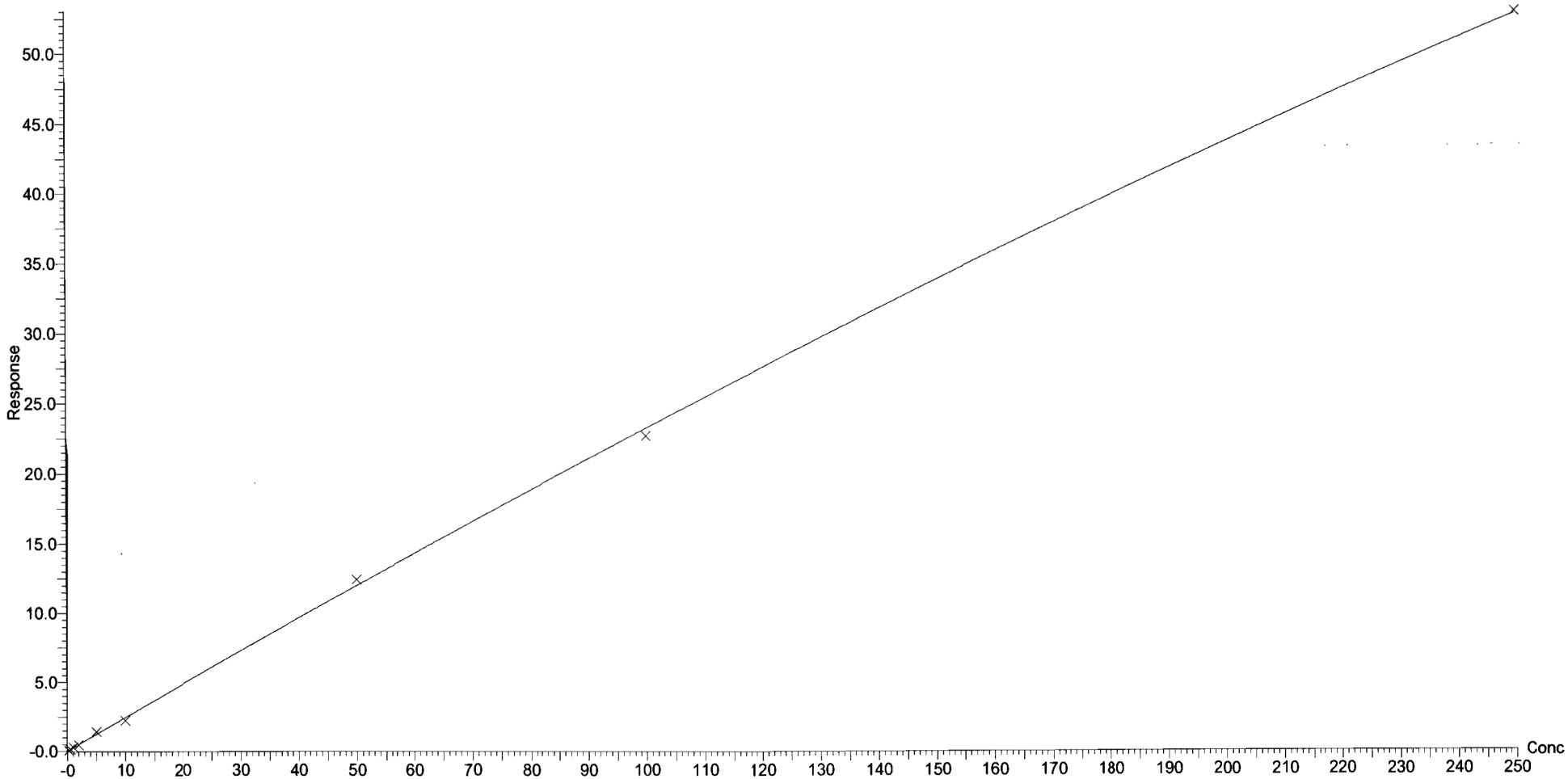

Dataset: U:\Q4.PRO\results\171130M2\171130M2-CRV.qld

Last Altered: Friday, December 01, 2017 12:17:32 Pacific Standard Time
Printed: Friday, December 01, 2017 12:20:32 Pacific Standard Time

Compound name: N-MeFOSAA
Correlation coefficient: r = 0.998317, r^2 = 0.996637
Calibration curve: 1.62324 * x + 0.0453121
Response type: Internal Std (Ref 44), Area * (IS Conc. / IS Area)
Curve type: Linear, Origin: Exclude, Weighting: 1/x, Axis trans: None

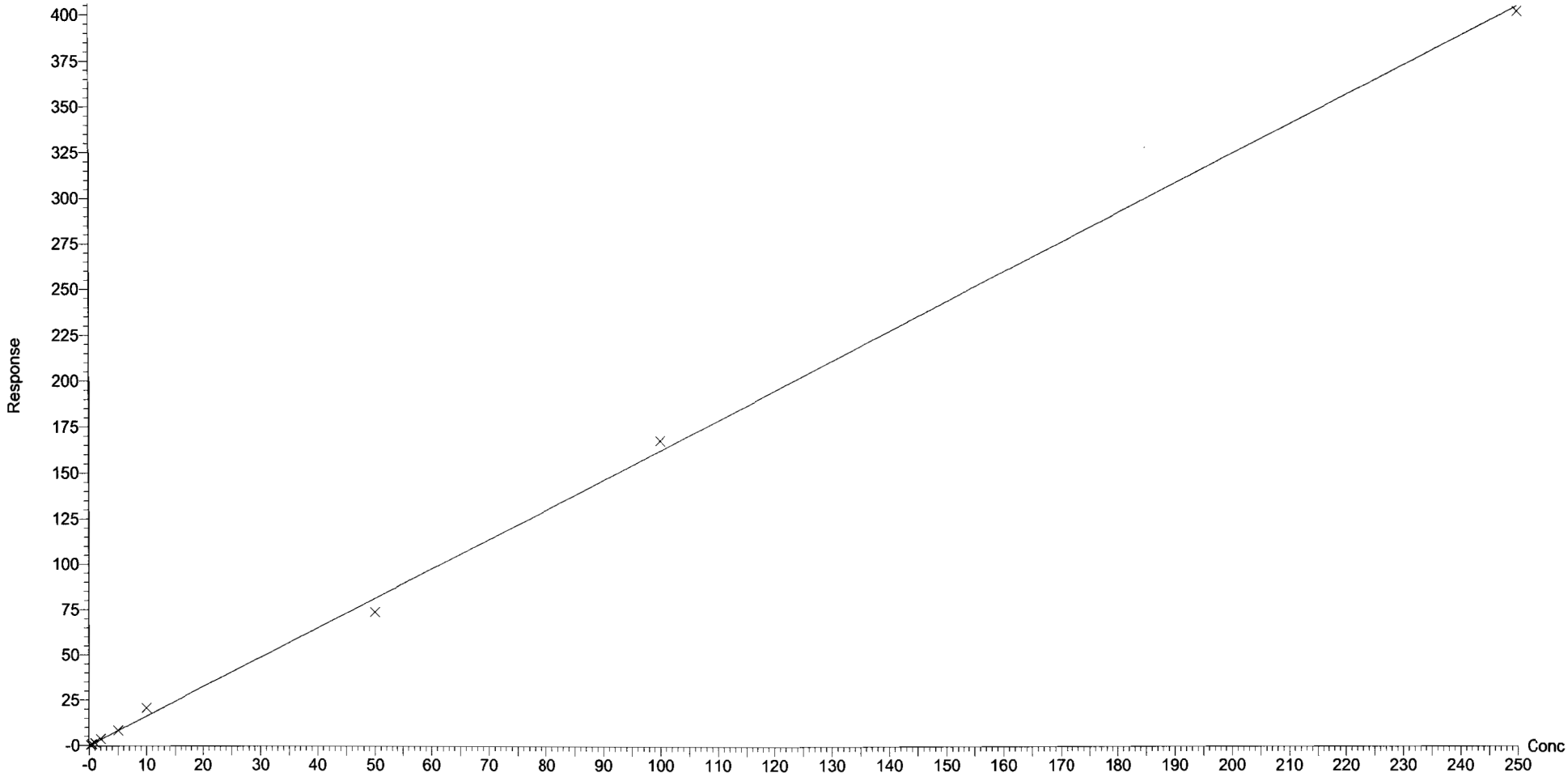

Dataset: U:\Q4.PRO\results\171130M2\171130M2-CRV.qld

Last Altered: Friday, December 01, 2017 12:17:32 Pacific Standard Time
Printed: Friday, December 01, 2017 12:20:32 Pacific Standard Time

Compound name: N-EtFOSAA
Coefficient of Determination: R^2 = 0.998249
Calibration curve: -2.37671e-005 * x^2 + 1.14119 * x + -0.0129914
Response type: Internal Std (Ref 45), Area * (IS Conc. / IS Area)
Curve type: 2nd Order, Origin: Include, Weighting: 1/x, Axis trans: None

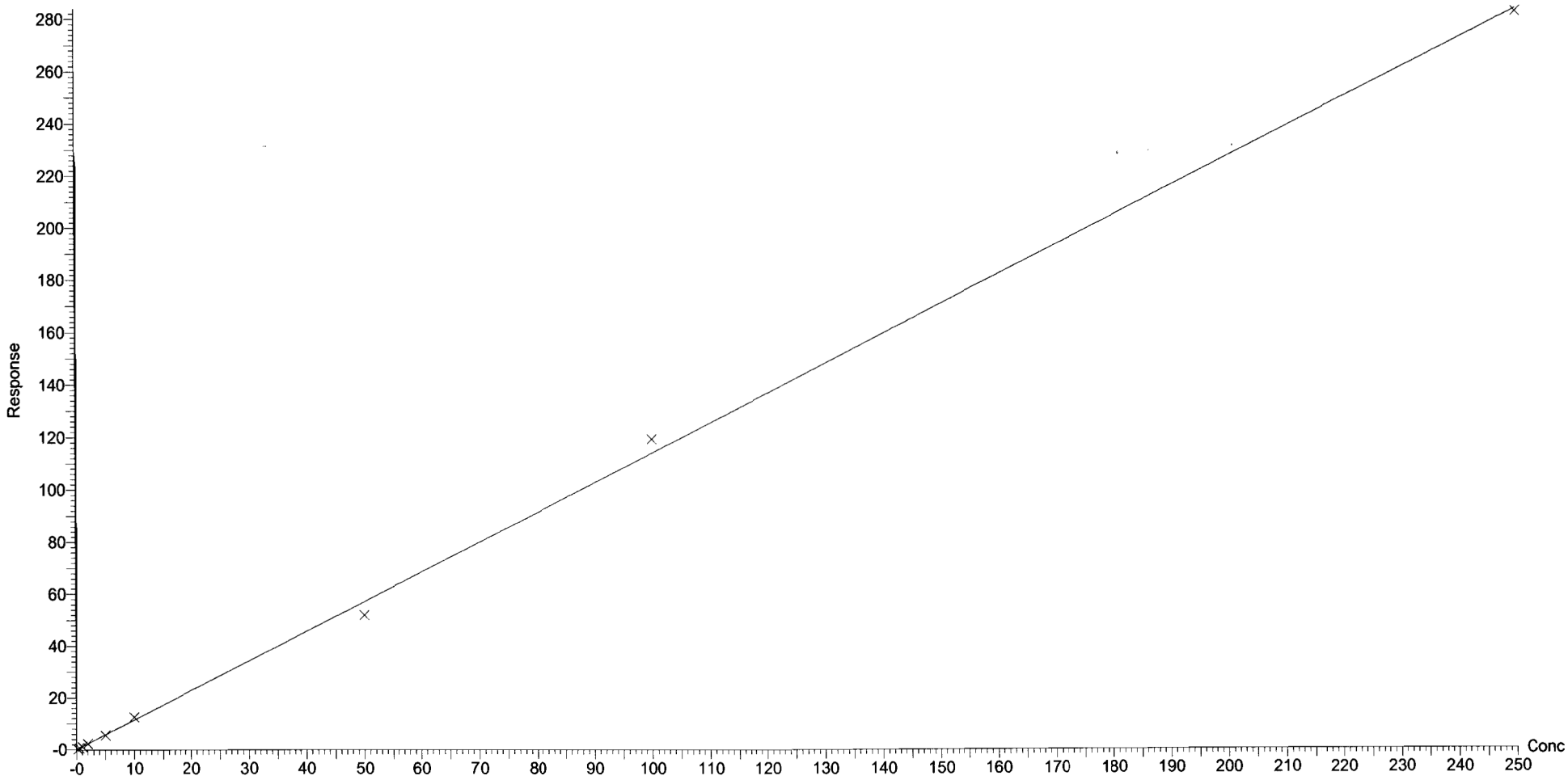

Dataset: U:\Q4.PRO\results\171130M2\171130M2-CRV.qld

Last Altered: Friday, December 01, 2017 12:17:32 Pacific Standard Time
Printed: Friday, December 01, 2017 12:20:32 Pacific Standard Time

Compound name: PFUdA
Coefficient of Determination: R^2 = 0.995529
Calibration curve: -0.000195996 * x^2 + 1.06922 * x + 0.0487971
Response type: Internal Std (Ref 46), Area * (IS Conc. / IS Area)
Curve type: 2nd Order, Origin: Exclude, Weighting: 1/x, Axis trans: None

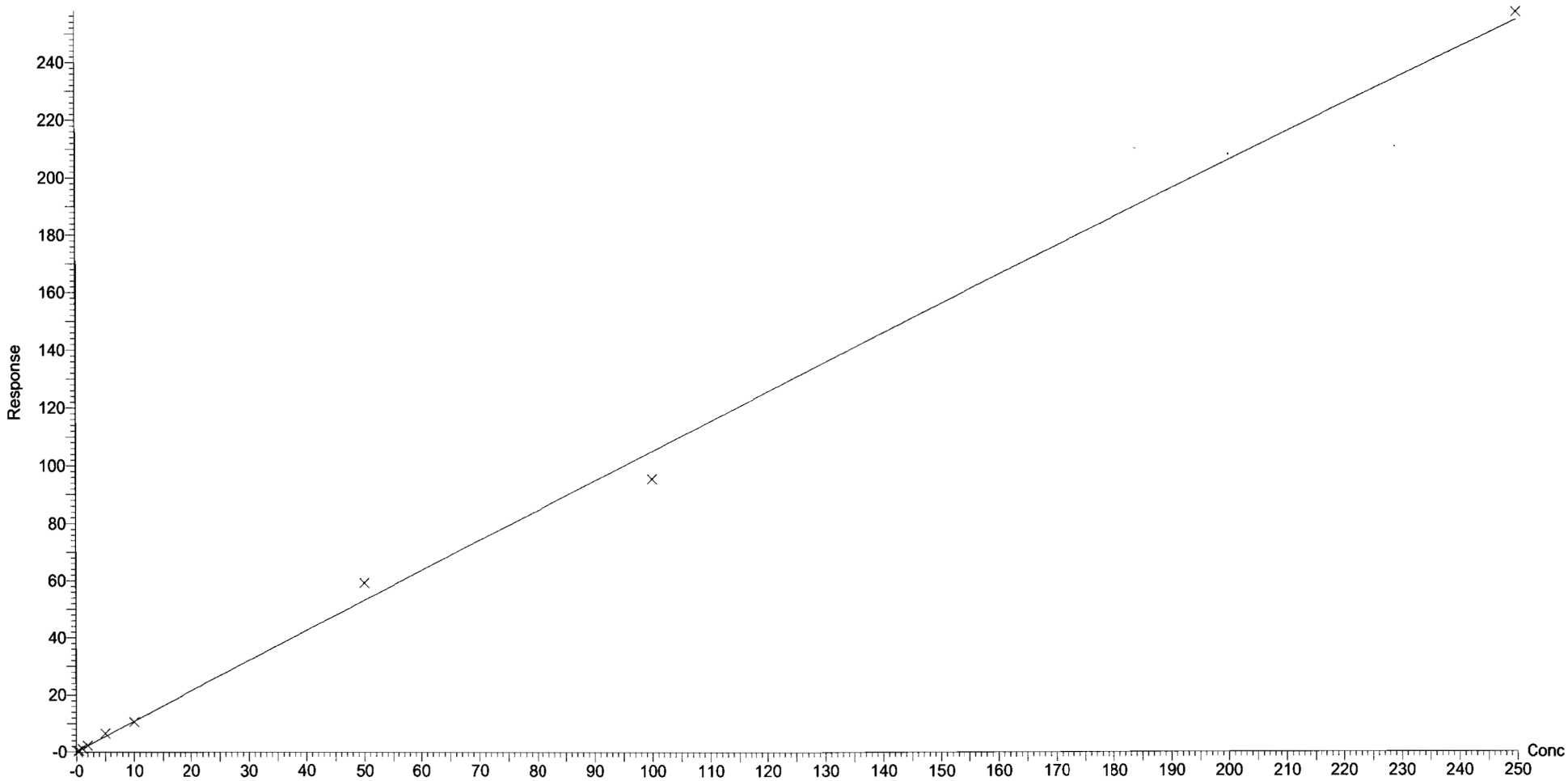

Dataset: U:\Q4.PRO\results\171130M2\171130M2-CRV.qld

Last Altered: Friday, December 01, 2017 12:17:32 Pacific Standard Time
Printed: Friday, December 01, 2017 12:20:32 Pacific Standard Time

Compound name: PFDS
Coefficient of Determination: R^2 = 0.996426
Calibration curve: -0.00011939 * x^2 + 0.301852 * x + 6.27308e-005
Response type: Internal Std (Ref 46), Area * (IS Conc. / IS Area)
Curve type: 2nd Order, Origin: Exclude, Weighting: 1/x, Axis trans: None

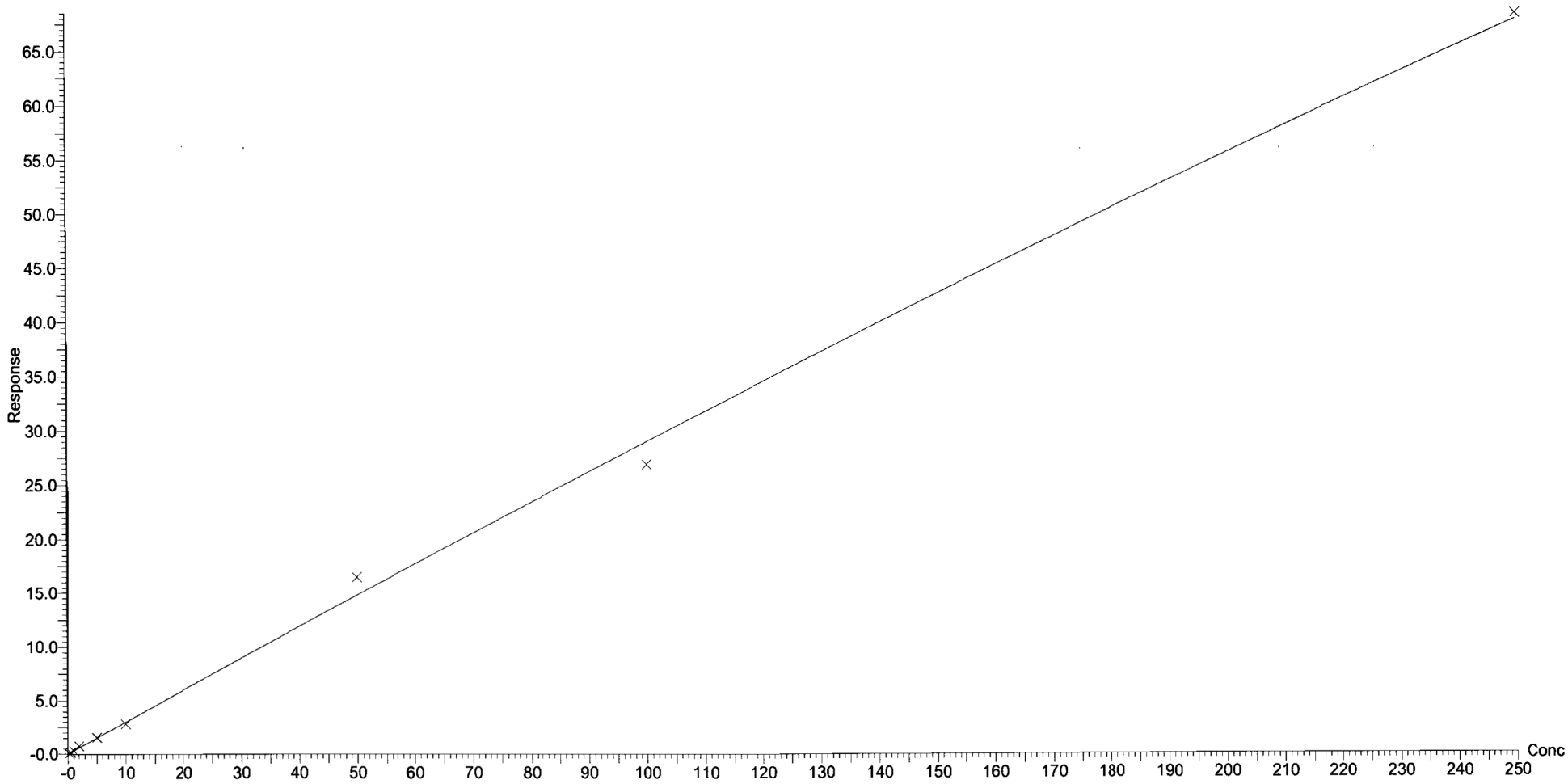

Dataset: U:\Q4.PRO\results\171130M2\171130M2-CRV.qld

Last Altered: Friday, December 01, 2017 12:17:32 Pacific Standard Time
Printed: Friday, December 01, 2017 12:20:32 Pacific Standard Time

Compound name: PFDoA
Coefficient of Determination: R^2 = 0.999360
Calibration curve: 0.000677544 * x^2 + 2.58295 * x + 0.267645
Response type: Internal Std (Ref 47), Area * (IS Conc. / IS Area)
Curve type: 2nd Order, Origin: Exclude, Weighting: 1/x, Axis trans: None

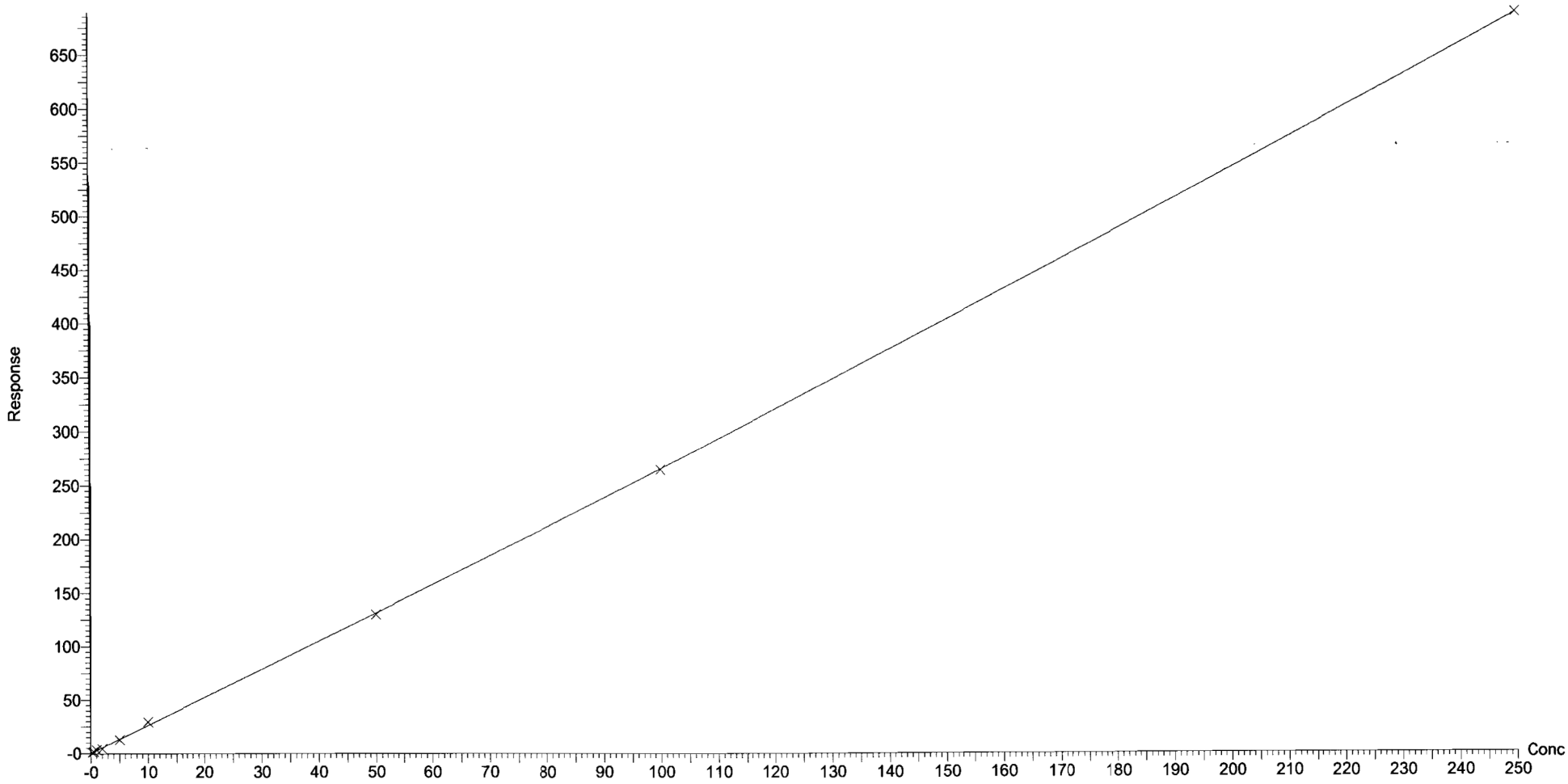

Dataset: U:\Q4.PRO\results\171130M2\171130M2-CRV.qld

Last Altered: Friday, December 01, 2017 12:17:32 Pacific Standard Time
Printed: Friday, December 01, 2017 12:20:32 Pacific Standard Time

Compound name: N-MeFOSA
Correlation coefficient: r = 0.998885, r^2 = 0.997771
Calibration curve: 1.03399 * x + 0.499035
Response type: Internal Std (Ref 48), Area * (IS Conc. / IS Area)
Curve type: Linear, Origin: Include, Weighting: 1/x, Axis trans: None

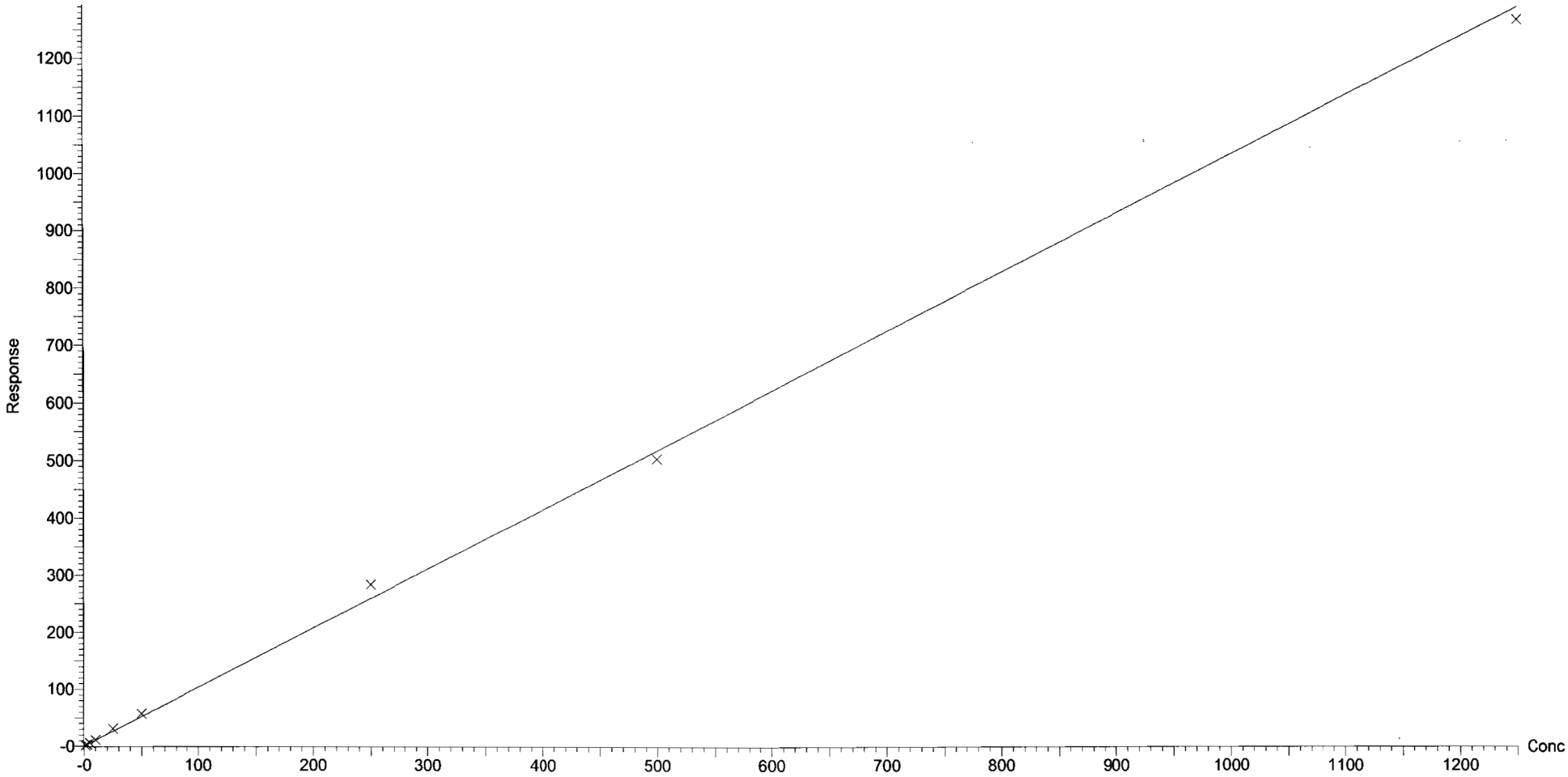

Dataset: U:\Q4.PRO\results\171130M2\171130M2-CRV.qld

Last Altered: Friday, December 01, 2017 12:17:32 Pacific Standard Time
Printed: Friday, December 01, 2017 12:20:32 Pacific Standard Time

Compound name: PFTrDA
Coefficient of Determination: R^2 = 0.998587
Calibration curve: -0.00815845 * x^2 + 2.62065 * x + -0.0542591
Response type: Internal Std (Ref 47), Area * (IS Conc. / IS Area)
Curve type: 2nd Order, Origin: Exclude, Weighting: 1/x, Axis trans: None

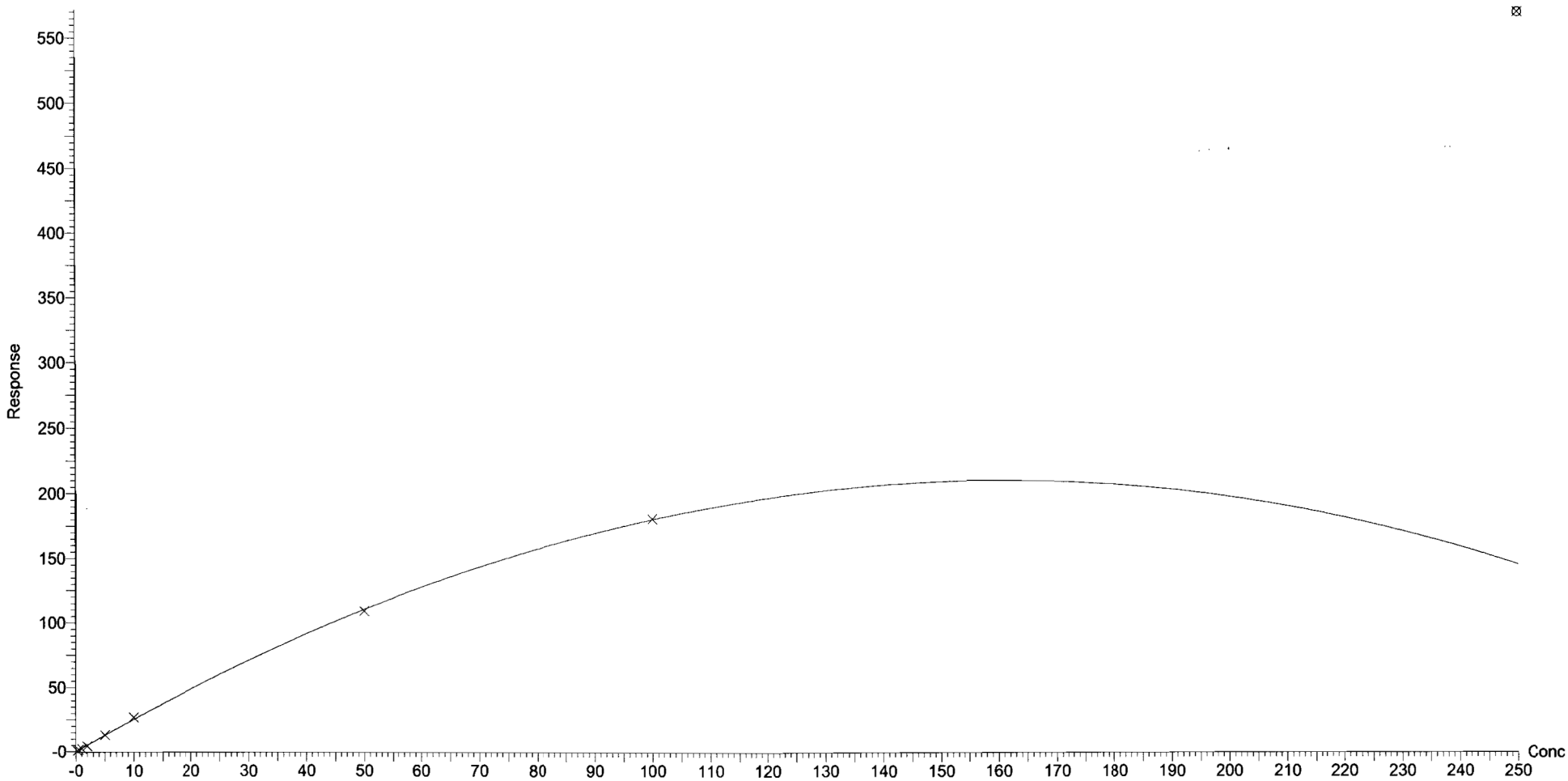

Dataset: U:\Q4.PRO\results\171130M2\171130M2-CRV.qld

Last Altered: Friday, December 01, 2017 12:17:32 Pacific Standard Time
Printed: Friday, December 01, 2017 12:20:32 Pacific Standard Time

Compound name: PFTeDA
Coefficient of Determination: R^2 = 0.994657
Calibration curve: -0.010762 * x^2 + 1.61447 * x + -0.037928
Response type: Internal Std (Ref 49), Area * (IS Conc. / IS Area)
Curve type: 2nd Order, Origin: Include, Weighting: 1/x, Axis trans: None

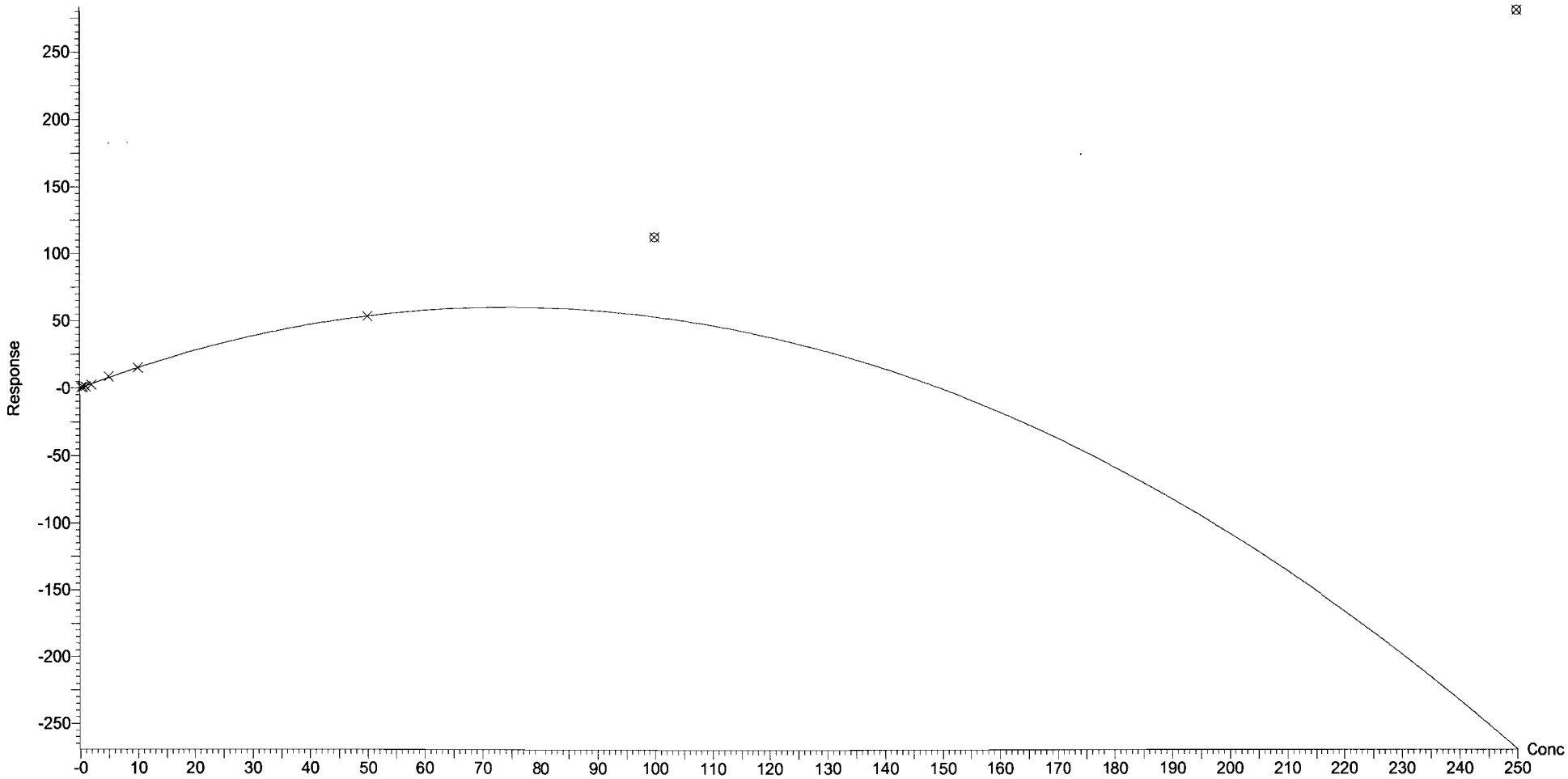

Dataset: U:\Q4.PRO\results\171130M2\171130M2-CRV.qld

Last Altered: Friday, December 01, 2017 12:17:32 Pacific Standard Time
Printed: Friday, December 01, 2017 12:20:32 Pacific Standard Time

Compound name: N-EtFOSA
Coefficient of Determination: R^2 = 0.999837
Calibration curve: -7.94019e-005 * x^2 + 0.980033 * x + 0.0535472
Response type: Internal Std (Ref 50), Area * (IS Conc. / IS Area)
Curve type: 2nd Order, Origin: Exclude, Weighting: 1/x, Axis trans: None

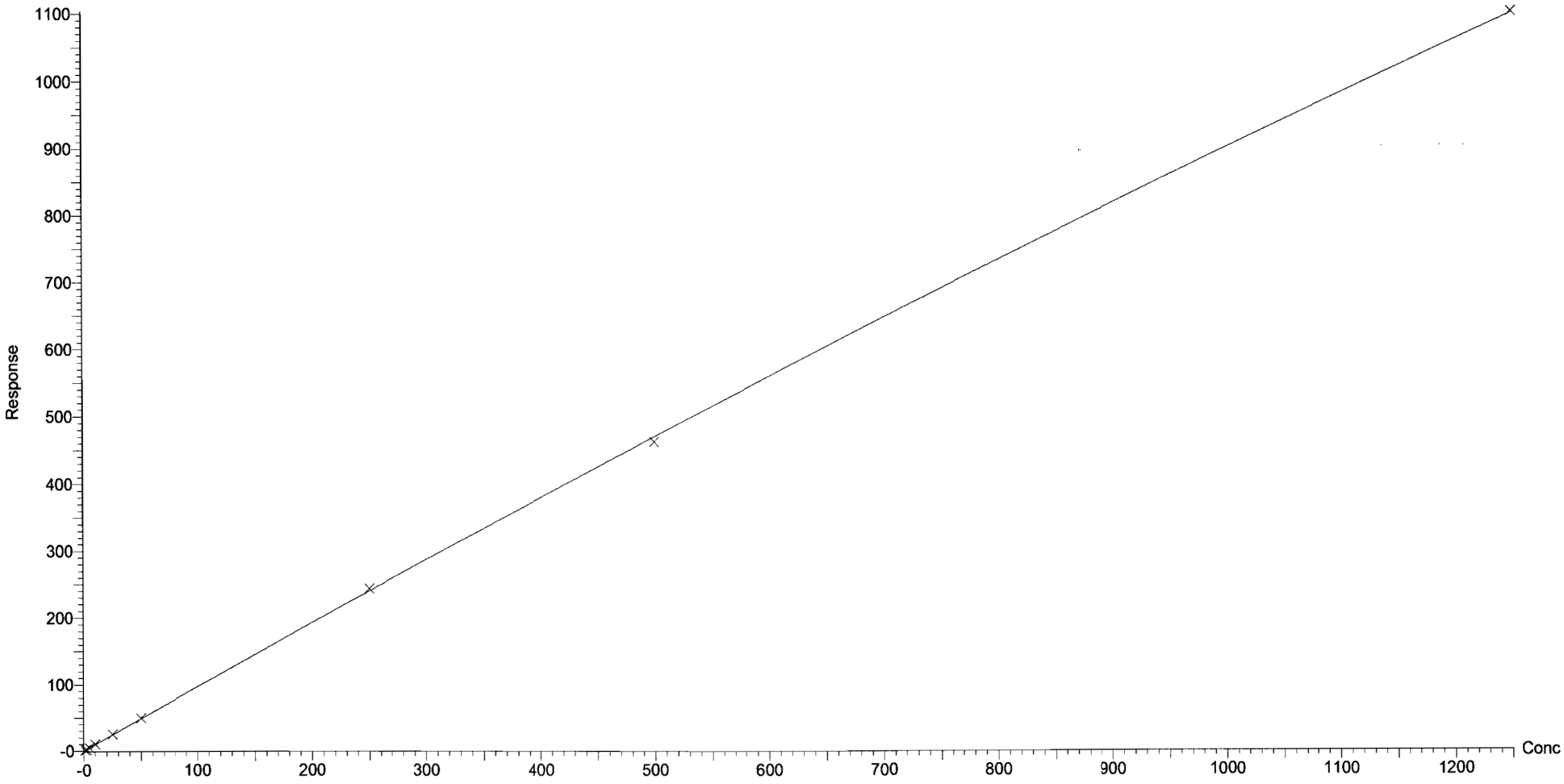

Dataset: U:\Q4.PRO\results\171130M2\171130M2-CRV.qld

Last Altered: Friday, December 01, 2017 12:17:32 Pacific Standard Time
Printed: Friday, December 01, 2017 12:20:32 Pacific Standard Time

Compound name: PFHxDA
Coefficient of Determination: R^2 = 0.997677
Calibration curve: -2.77493e-005 * x^2 + 0.589818 * x + 0.107397
Response type: Internal Std (Ref 51), Area * (IS Conc. / IS Area)
Curve type: 2nd Order, Origin: Exclude, Weighting: 1/x, Axis trans: None

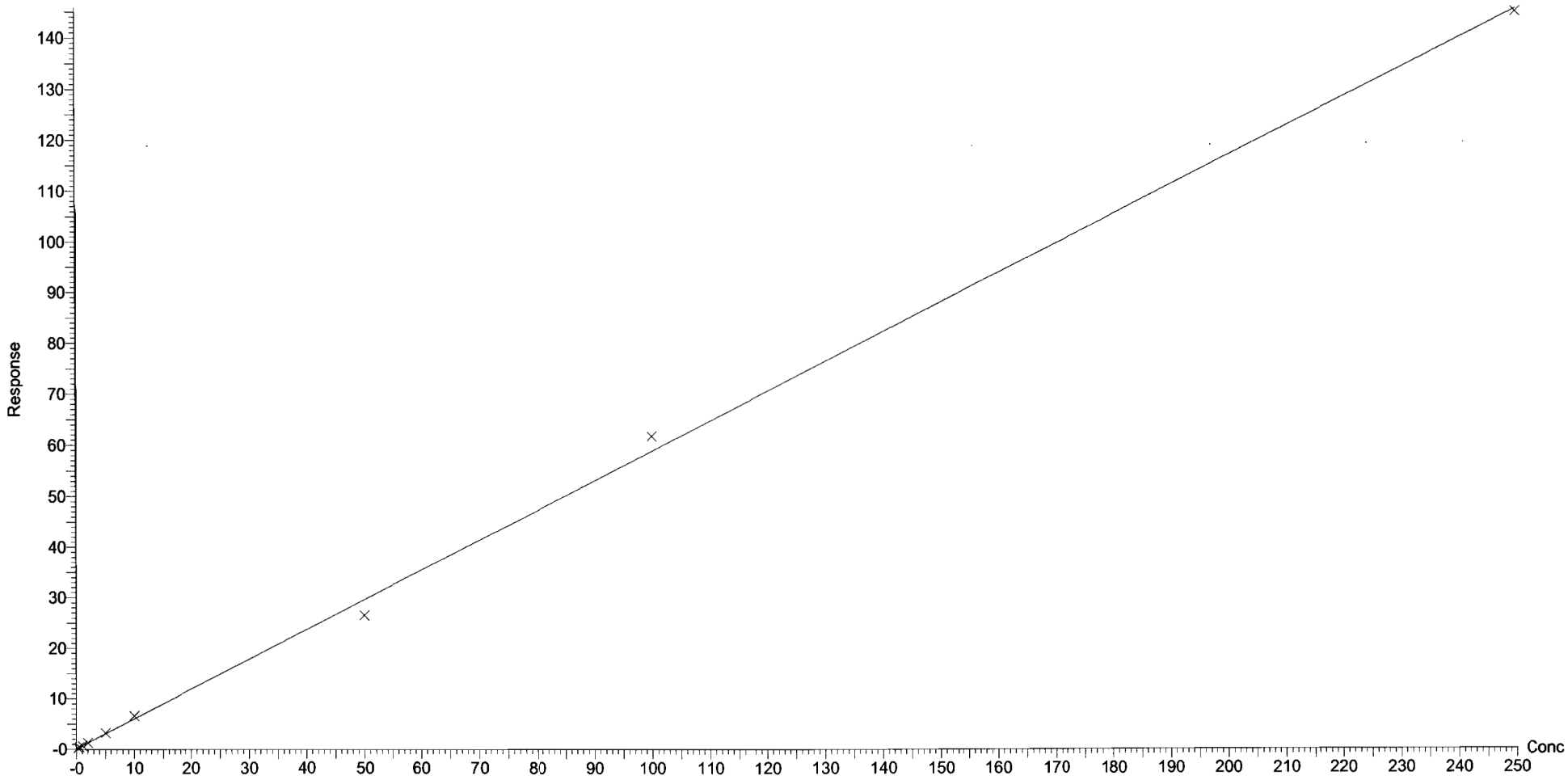

Dataset: U:\Q4.PRO\results\171130M2\171130M2-CRV.qld

Last Altered: Friday, December 01, 2017 12:17:32 Pacific Standard Time
Printed: Friday, December 01, 2017 12:20:32 Pacific Standard Time

Compound name: PFODA
Coefficient of Determination: R^2 = 0.999418
Calibration curve: -0.000461547 * x^2 + 0.803572 * x + -0.0119235
Response type: Internal Std (Ref 51), Area * (IS Conc. / IS Area)
Curve type: 2nd Order, Origin: Include, Weighting: 1/x, Axis trans: None

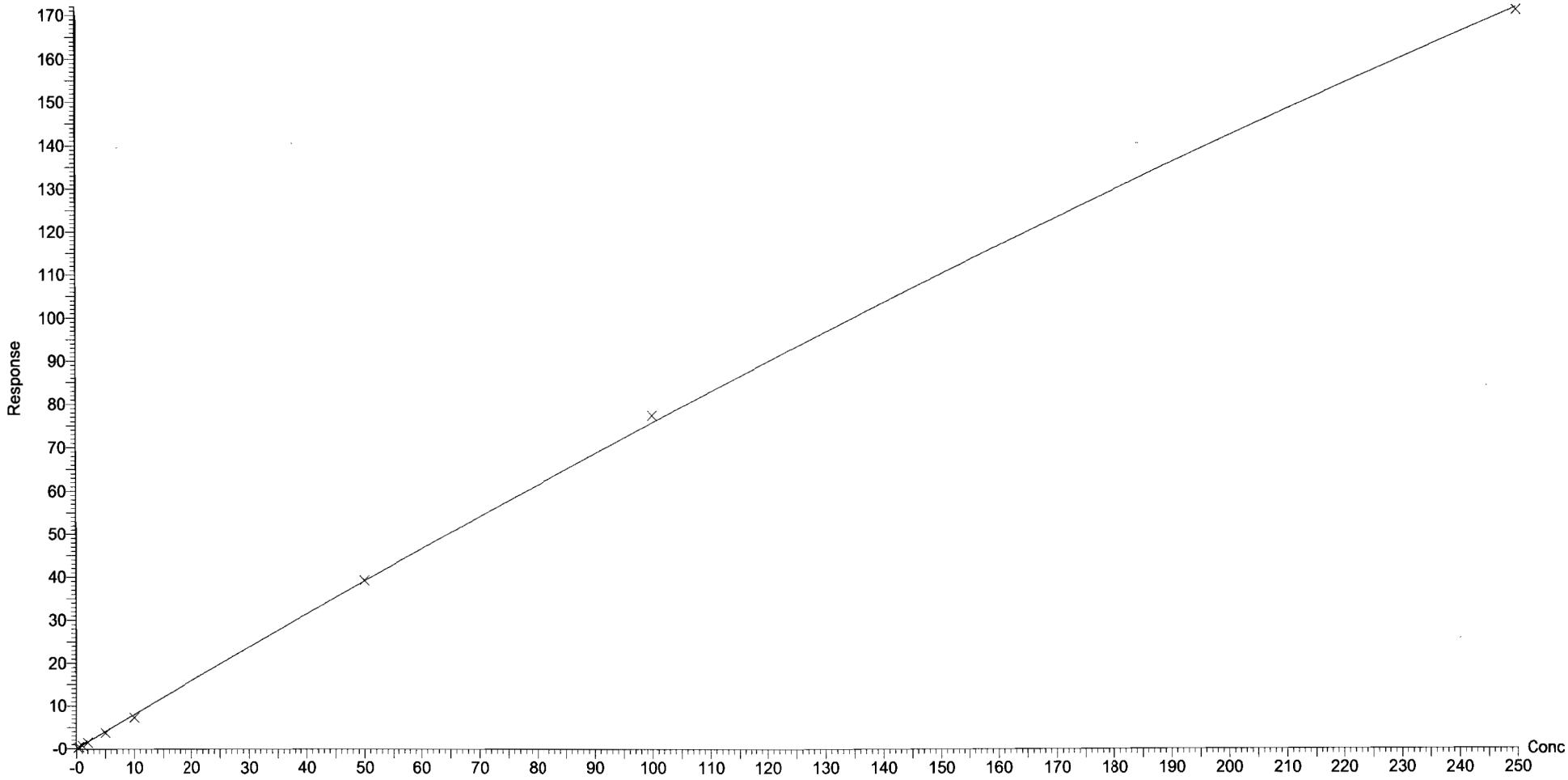

Dataset: U:\Q4.PRO\results\171130M2\171130M2-CRV.qld

Last Altered: Friday, December 01, 2017 12:17:32 Pacific Standard Time
Printed: Friday, December 01, 2017 12:20:32 Pacific Standard Time

Compound name: N-MeFOSE
Correlation coefficient: r = 0.996971, r^2 = 0.993951
Calibration curve: 1.06268 * x + 0.00378413
Response type: Internal Std (Ref 52), Area * (IS Conc. / IS Area)
Curve type: Linear, Origin: Exclude, Weighting: 1/x, Axis trans: None

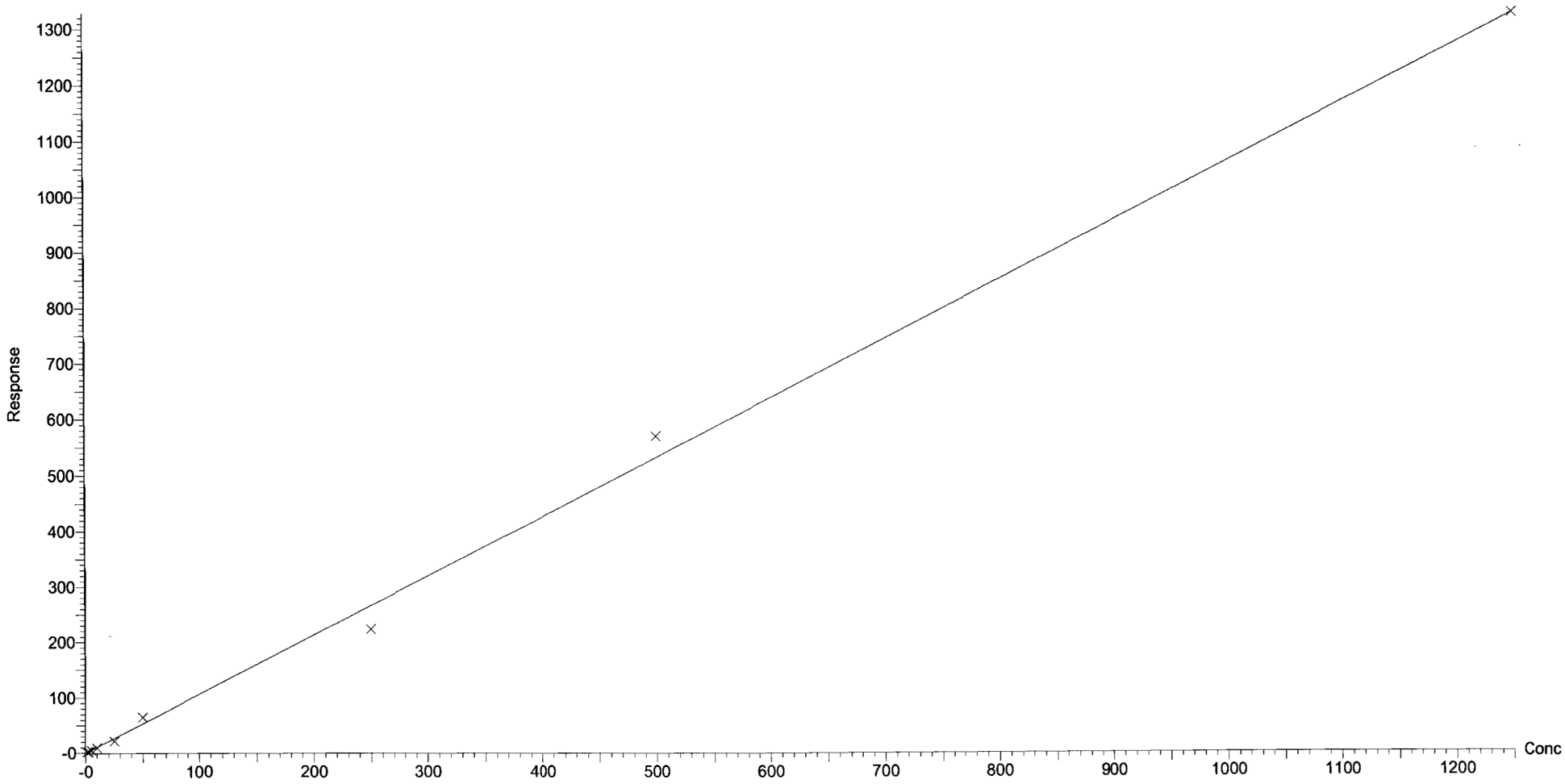

Dataset: U:\Q4.PRO\results\171130M2\171130M2-CRV.qld

Last Altered: Friday, December 01, 2017 12:17:32 Pacific Standard Time
Printed: Friday, December 01, 2017 12:20:32 Pacific Standard Time

Compound name: N-EtFOSE
Coefficient of Determination: R^2 = 0.997345
Calibration curve: -0.000230432 * x^2 + 1.18242 * x + -0.00132205
Response type: Internal Std (Ref 53), Area * (IS Conc. / IS Area)
Curve type: 2nd Order, Origin: Include, Weighting: 1/x, Axis trans: None

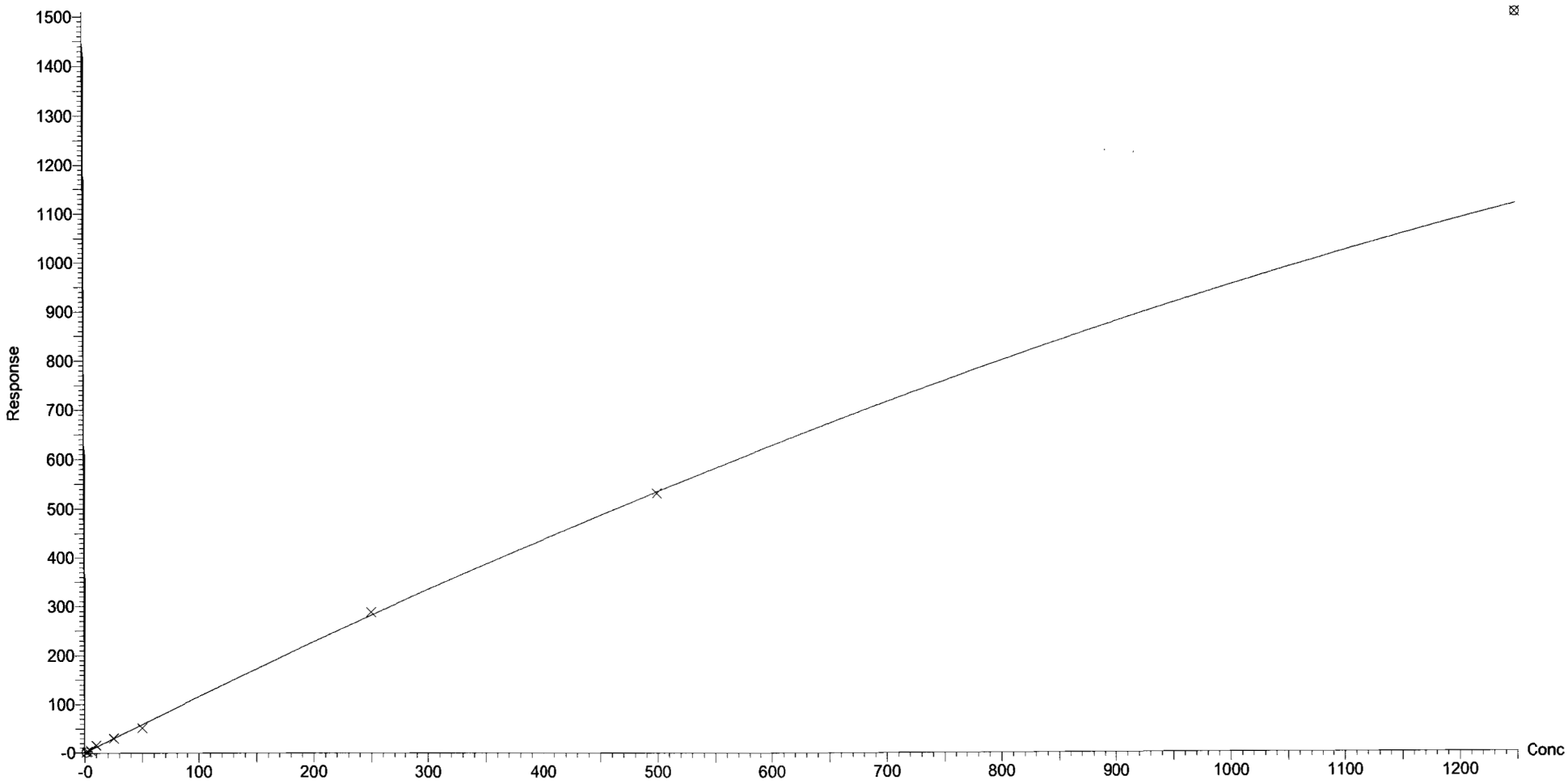

Vista Analytical Laboratory

Dataset: U:\Q4.PRO\results\171130M2\171130M2-CRV.qld

Last Altered: Friday, December 01, 2017 11:25:53 Pacific Standard Time
Printed: Friday, December 01, 2017 11:35:16 Pacific Standard Time

Method: U:\Q4.PRO\MethDB\PFAS_FULL_80C_112917.mdb 29 Nov 2017 15:16:56
Calibration: U:\Q4.PRO\CurveDB\C18_VAL-PFAS_Q4_11-30-17_FULL.cdb 01 Dec 2017 11:25:53

Name: 171130M2_1, Date: 01-Dec-2017, Time: 00:37:22, ID: ST171130M2-1 PFC CS-2 17K2806, Description: PFC CS-2 17K2806

PFBA

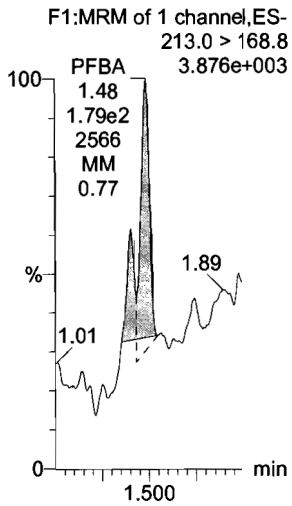

PFPeA

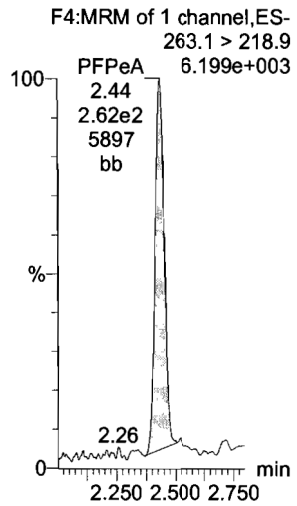

PFBS

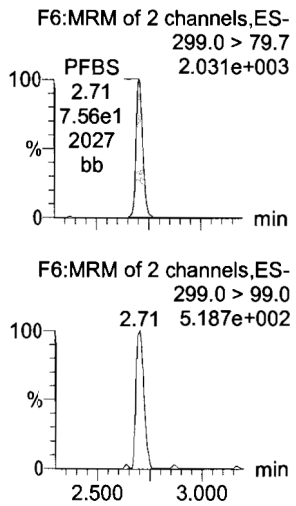

PFHxA

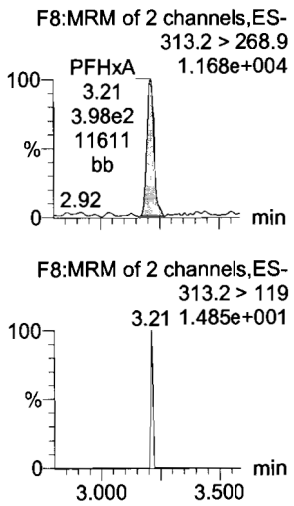

PFHpA

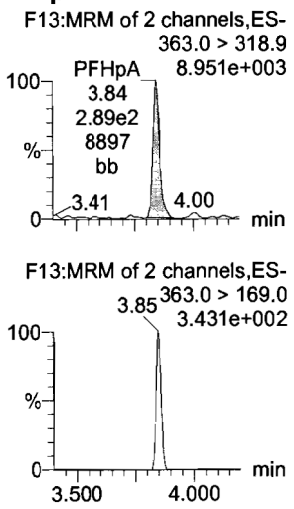

L-PFHxS

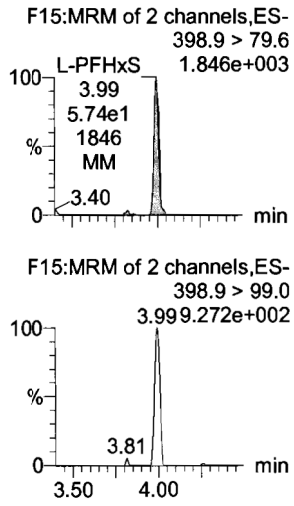

13C3-PFBA

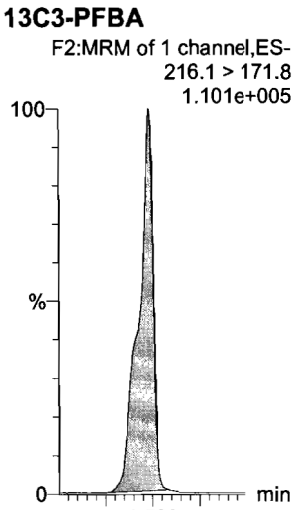

13C3-PFPeA

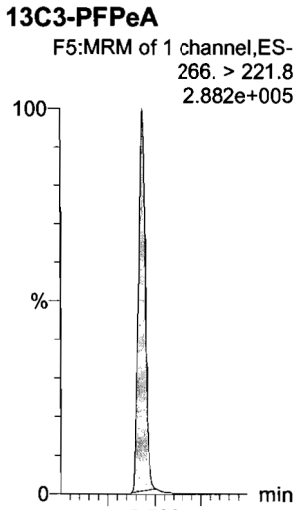

13C3-PFBS

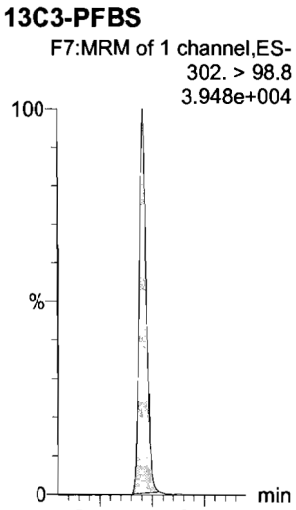

13C2-PFHxA

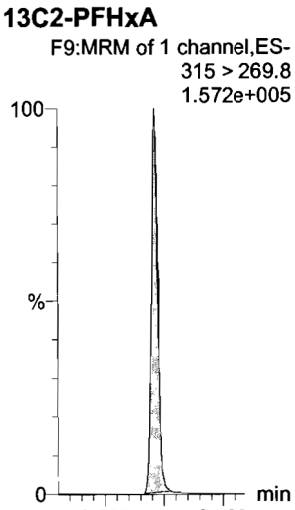

13C4-PFHpA

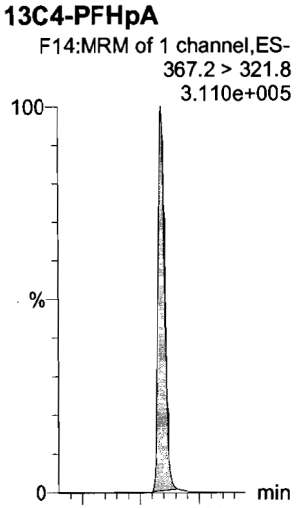

18O2-PFHxS

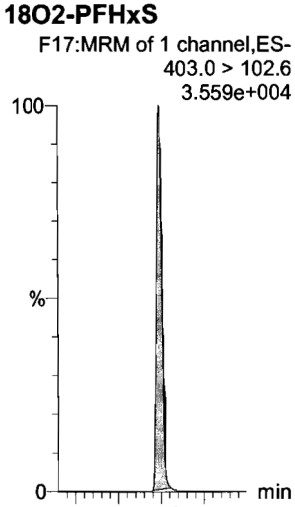

Dataset: U:\Q4.PRO\results\171130M2\171130M2-CRV.qld

Last Altered: Friday, December 01, 2017 11:25:53 Pacific Standard Time
Printed: Friday, December 01, 2017 11:35:16 Pacific Standard Time

Name: 171130M2_1, Date: 01-Dec-2017, Time: 00:37:22, ID: ST171130M2-1 PFC CS-2 17K2806, Description: PFC CS-2 17K2806

6:2 FTS

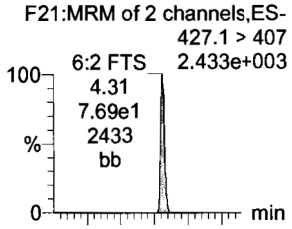

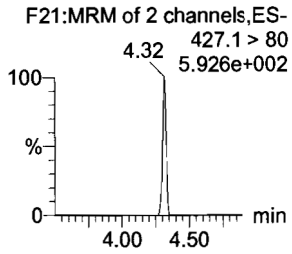

L-PFOA

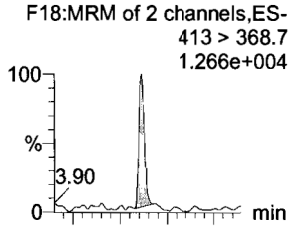

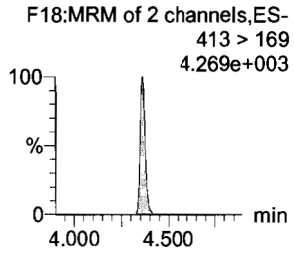

PFHpS

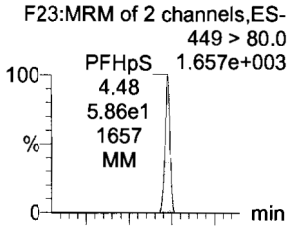

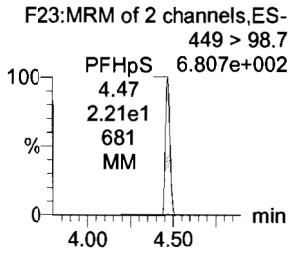

PFNA

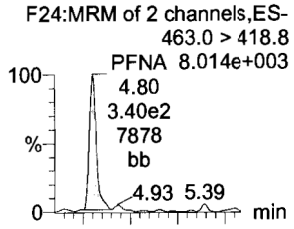

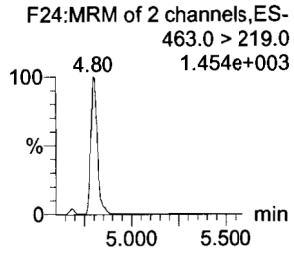

PFOSA

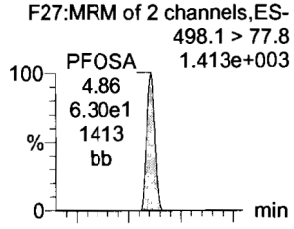

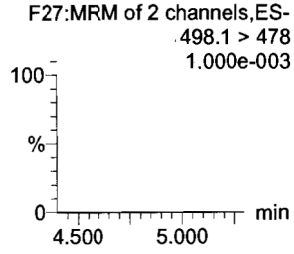

L-PFOS

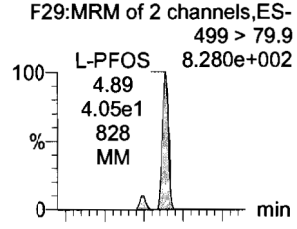

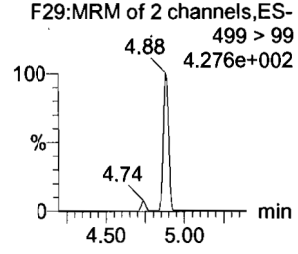

13C2-6:2 FTS

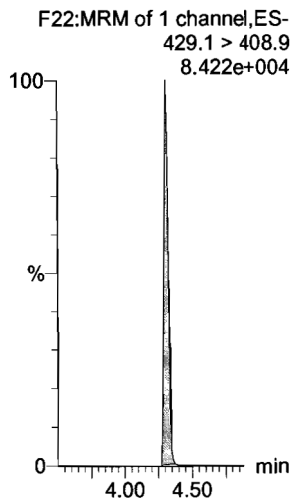

13C2-PFOA

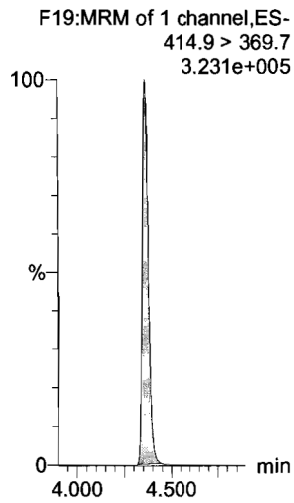

13C3-PFBS

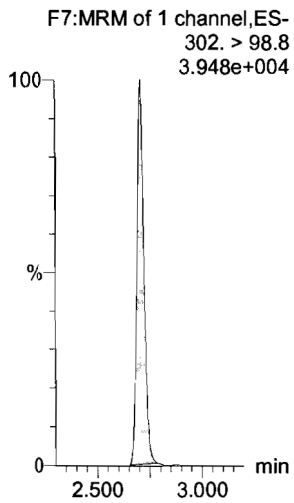

13C5-PFNA

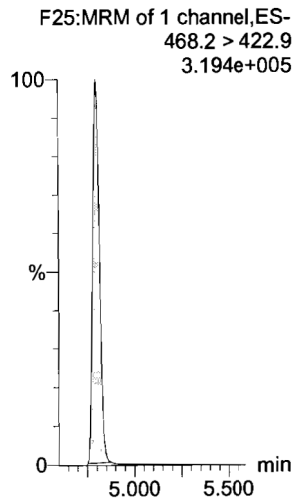

13C8-PFOSA

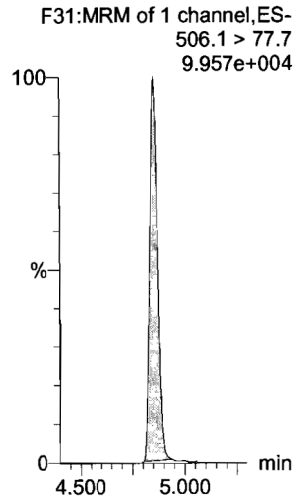

13C8-PFOS

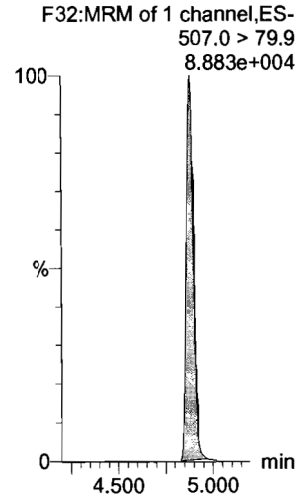

Dataset: U:\Q4.PRO\results\171130M2\171130M2-CRV.qld

Last Altered: Friday, December 01, 2017 11:25:53 Pacific Standard Time
Printed: Friday, December 01, 2017 11:35:16 Pacific Standard Time

Name: 171130M2_1, Date: 01-Dec-2017, Time: 00:37:22, ID: ST171130M2-1 PFC CS-2 17K2806, Description: PFC CS-2 17K2806

PFDA

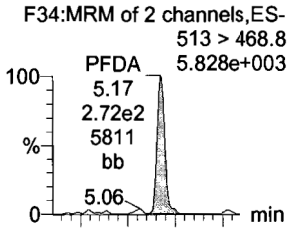

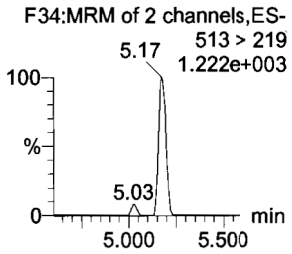

8:2 FTS

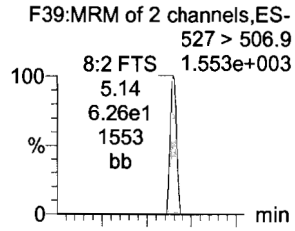

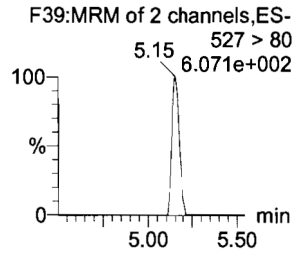

N-MeFOSAA

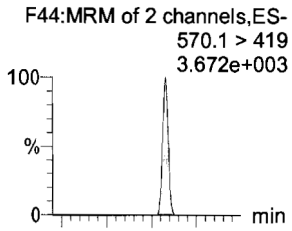

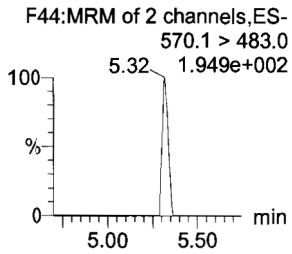

N-EtFOSAA

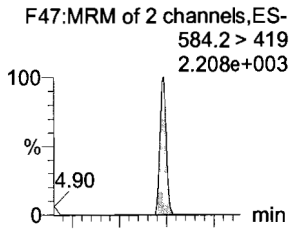

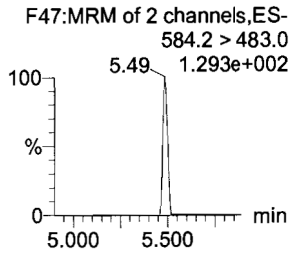

PFUdA

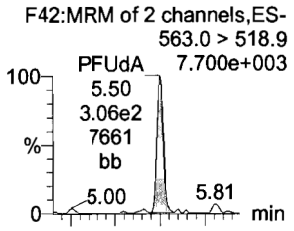

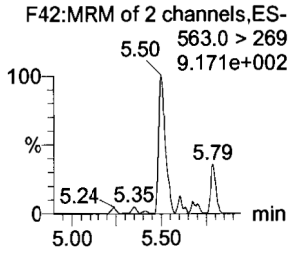

PFDS

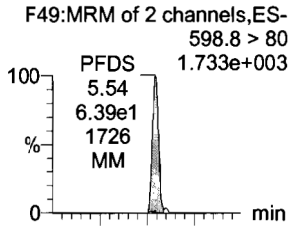

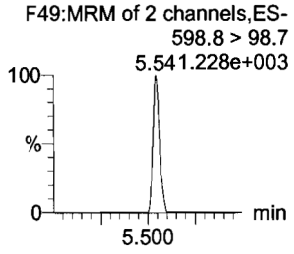

13C2-PFDA

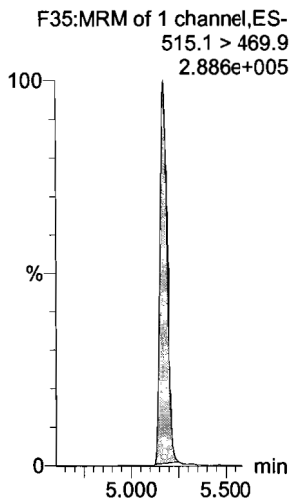

13C2-8:2 FTS

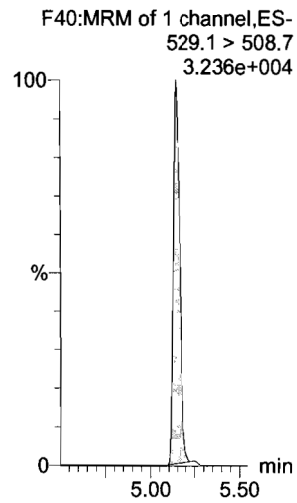

d3-N-MeFOSAA

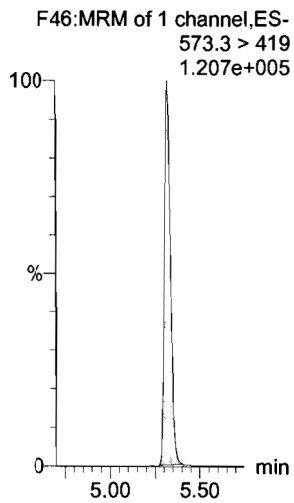

d5-N-EtFOSAA

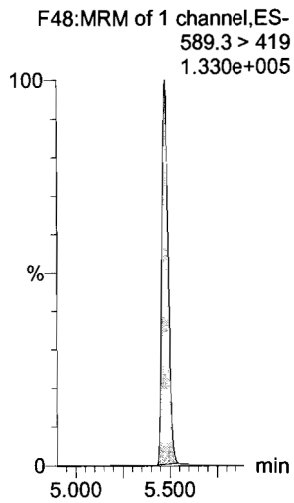

13C2-PFUdA

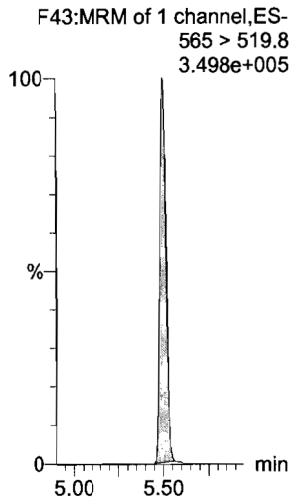

13C2-PFUdA

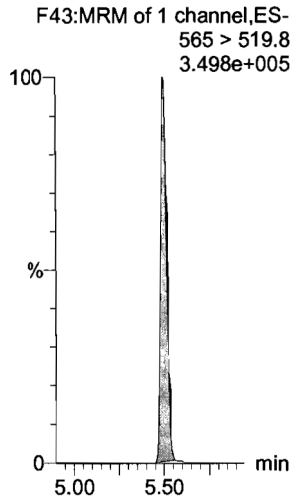

Dataset: U:\Q4.PRO\results\171130M2\171130M2-CRV.qld

Last Altered: Friday, December 01, 2017 11:25:53 Pacific Standard Time
Printed: Friday, December 01, 2017 11:35:16 Pacific Standard Time

Name: 171130M2_1, Date: 01-Dec-2017, Time: 00:37:22, ID: ST171130M2-1 PFC CS-2 17K2806, Description: PFC CS-2 17K2806

PFDoA

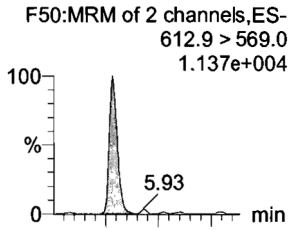

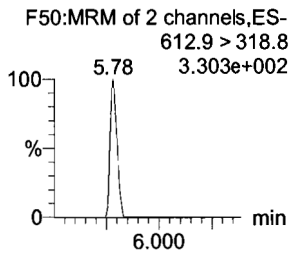

N-MeFOSA

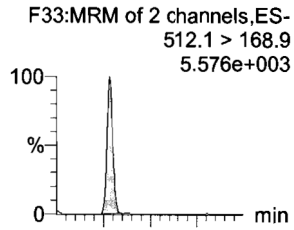

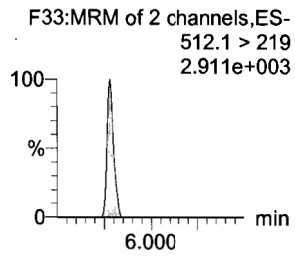

PFTrDA

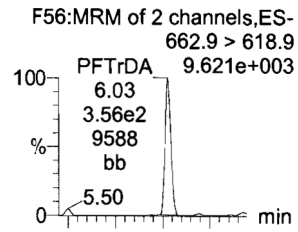

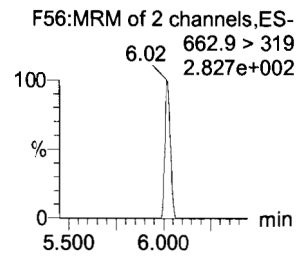

PFTeDA

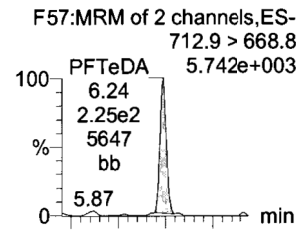

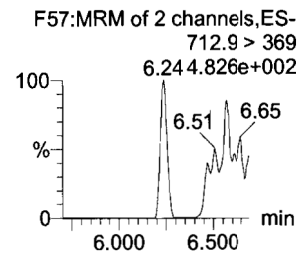

N-EtFOSA

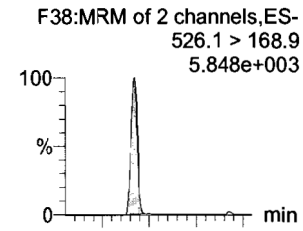

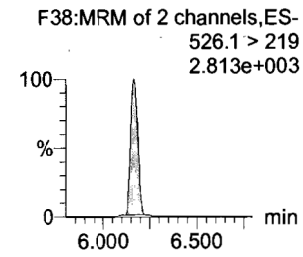

PFHxDA

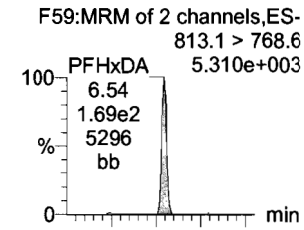

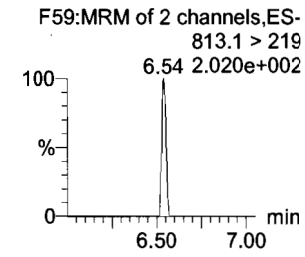

13C2-PFDoA

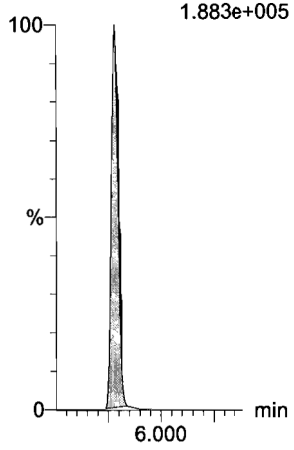

d3-N-MeFOSA

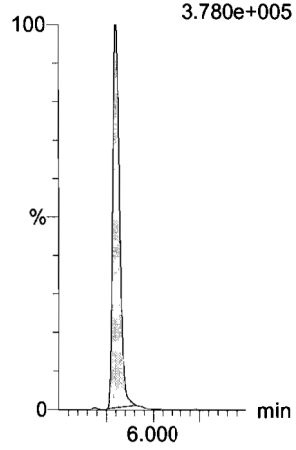

13C2-PFTeDA

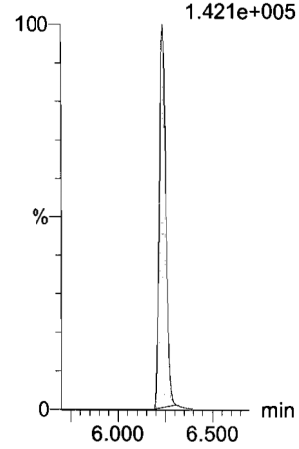

13C2-PFTeDA

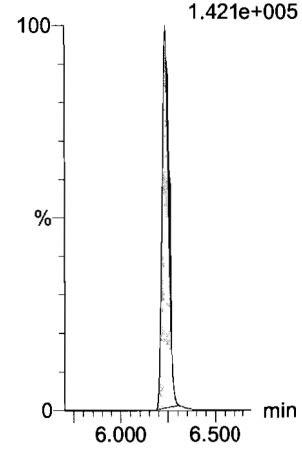

d5-N-ETFOSA

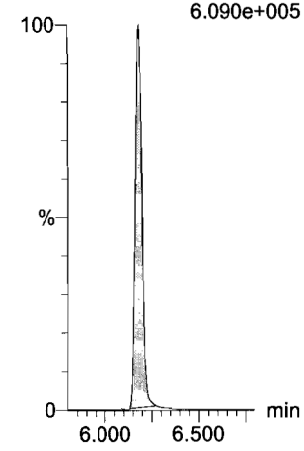

13C2-PFHxDA

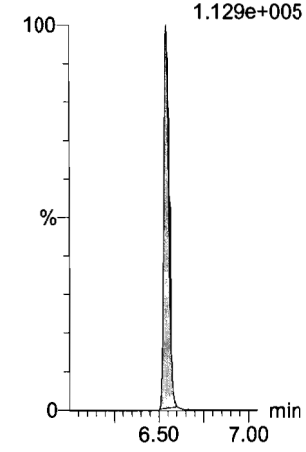

Dataset: U:\Q4.PRO\results\171130M2\171130M2-CRV.qld

Last Altered: Friday, December 01, 2017 11:25:53 Pacific Standard Time
Printed: Friday, December 01, 2017 11:35:16 Pacific Standard Time

Name: 171130M2_1, Date: 01-Dec-2017, Time: 00:37:22, ID: ST171130M2-1 PFC CS-2 17K2806, Description: PFC CS-2 17K2806

PFODA

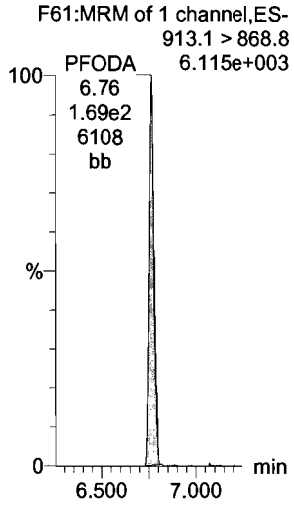

N-MeFOSE

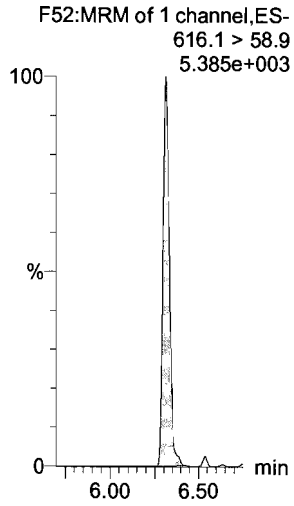

N-EtFOSE

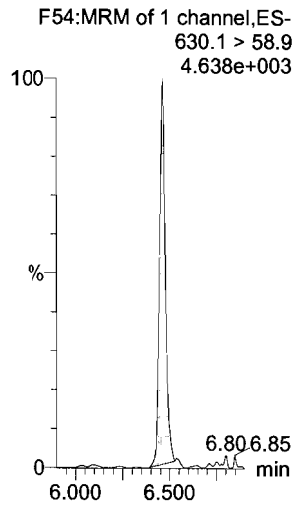

13C4-PFBA

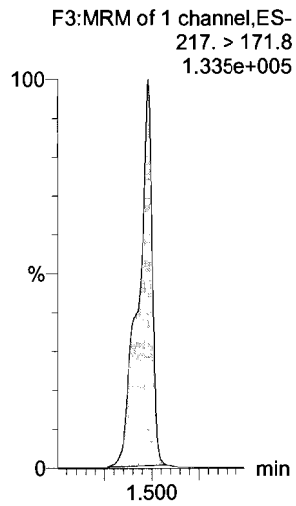

13C5-PFHxA



13C3-PFHxS

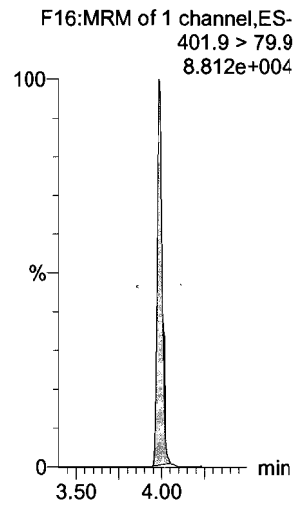

13C2-PFHxDA

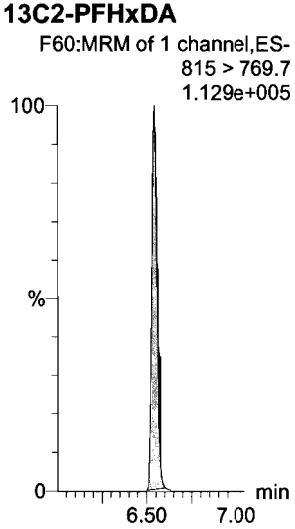

d7-N-MeFOSE

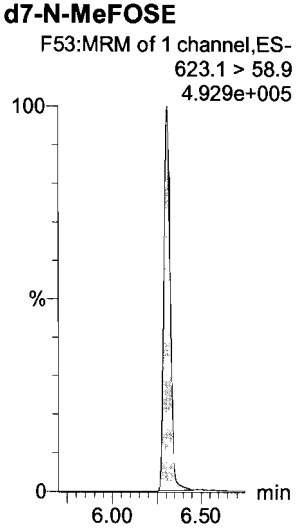

d9-N-EtFOSE

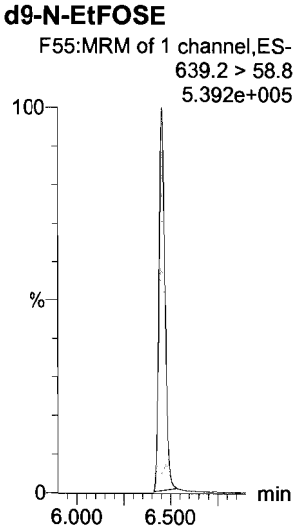

13C8-PFOA

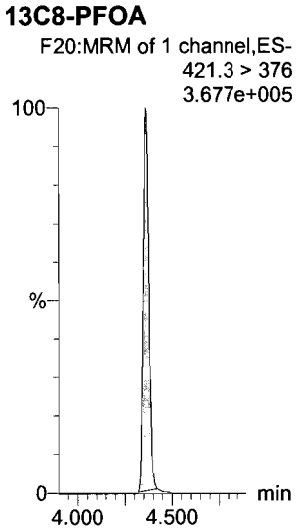

13C9-PFNA

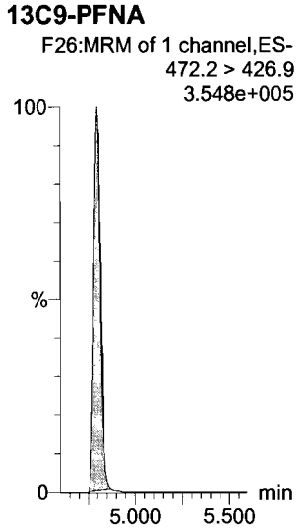

13C4-PFOS

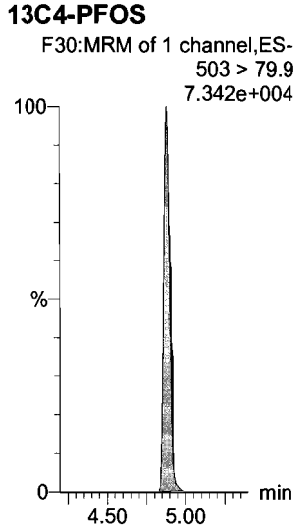

Dataset: U:\Q4.PRO\results\171130M2\171130M2-CRV.qld

Last Altered: Friday, December 01, 2017 11:25:53 Pacific Standard Time
Printed: Friday, December 01, 2017 11:35:16 Pacific Standard Time

Name: 171130M2_1, Date: 01-Dec-2017, Time: 00:37:22, ID: ST171130M2-1 PFC CS-2 17K2806, Description: PFC CS-2 17K2806

13C6-PFDA

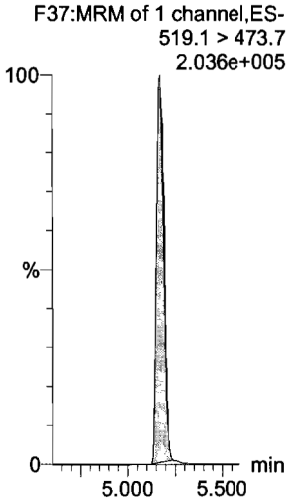

13C7-PFUdA

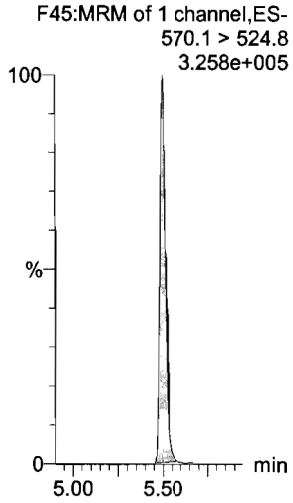

Dataset: U:\Q4.PRO\results\171130M2\171130M2-CRV.qld

Last Altered: Friday, December 01, 2017 11:25:53 Pacific Standard Time
Printed: Friday, December 01, 2017 11:35:16 Pacific Standard Time

Name: 171130M2_2, Date: 01-Dec-2017, Time: 00:48:31, ID: ST171130M2-2 PFC CS-1 17K2807, Description: PFC CS-1 17K2807

PFBA

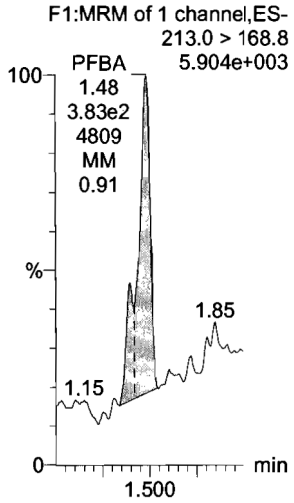

PFPeA

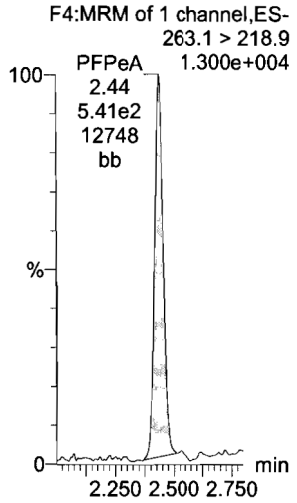

PFBS

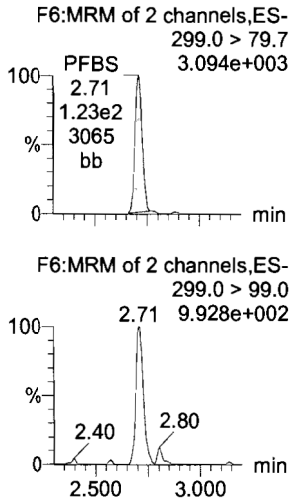

PFHxA

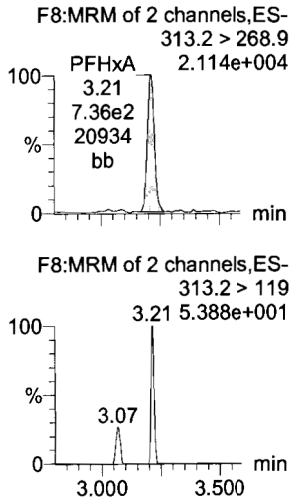

PFHpA

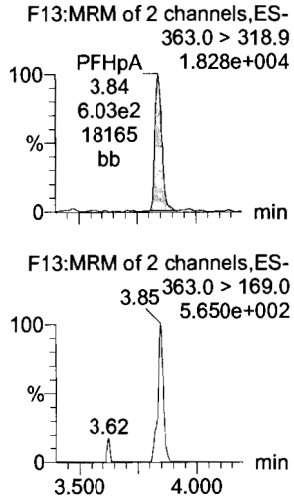

L-PFHxS

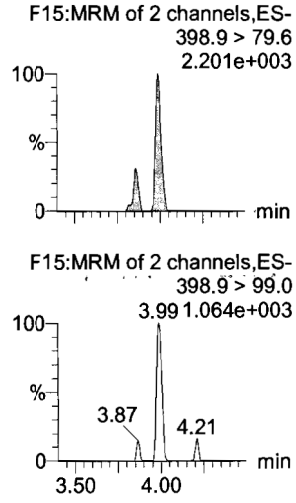

13C3-PFBA

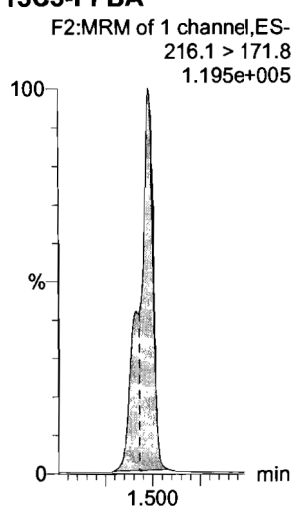

13C3-PFPeA

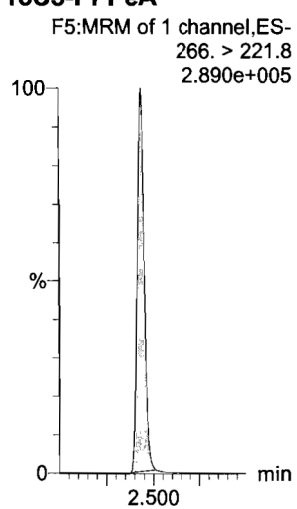

13C3-PFBS

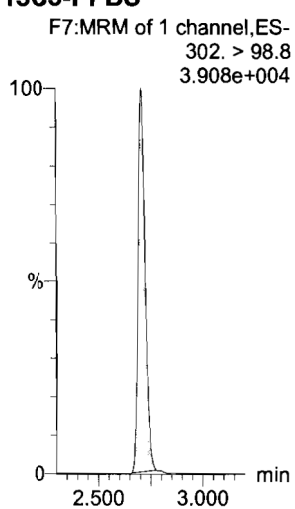

13C2-PFHxA

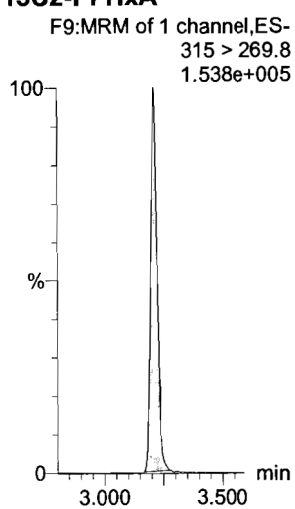

13C4-PFHpA

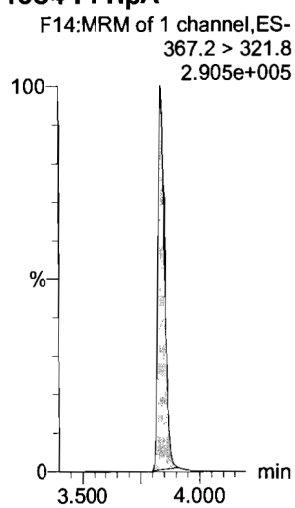

18O2-PFHxS

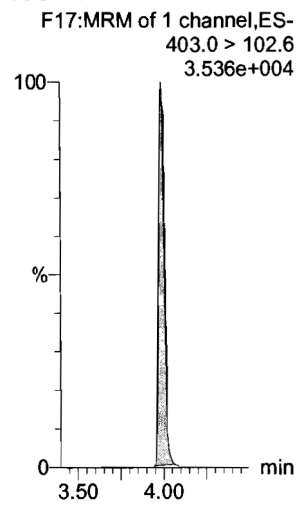

Dataset: U:\Q4.PRO\results\171130M2\171130M2-CRV.qld

Last Altered: Friday, December 01, 2017 11:25:53 Pacific Standard Time
Printed: Friday, December 01, 2017 11:35:16 Pacific Standard Time

Name: 171130M2_2, Date: 01-Dec-2017, Time: 00:48:31, ID: ST171130M2-2 PFC CS-1 17K2807, Description: PFC CS-1 17K2807

6:2 FTS

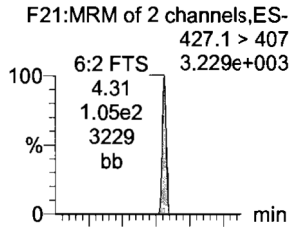

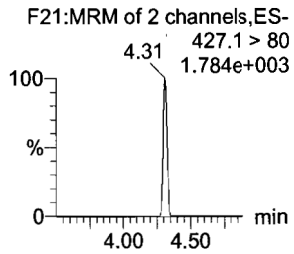

L-PFOA

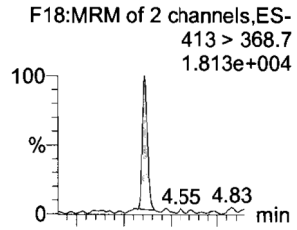

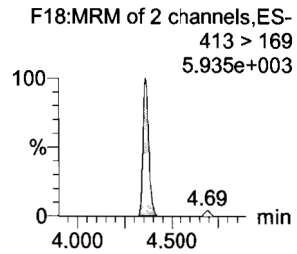

PFHpS

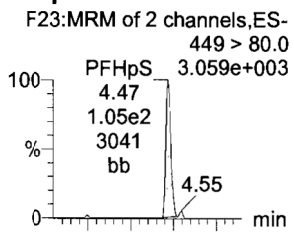

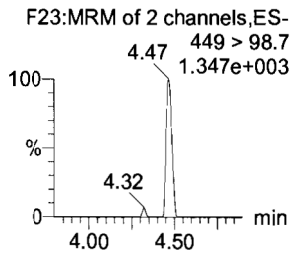

PFNA

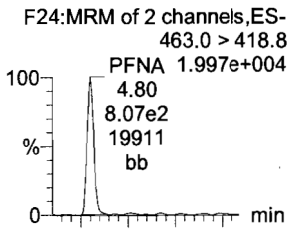

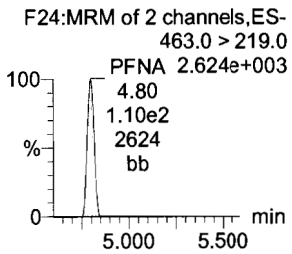

PFOSA

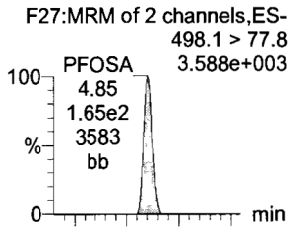

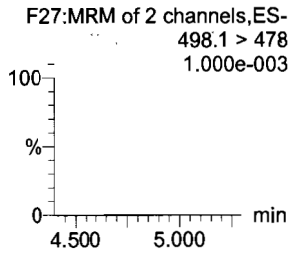

L-PFOS

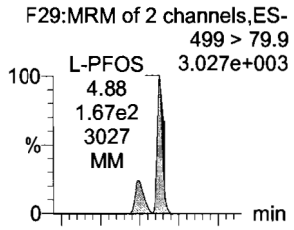

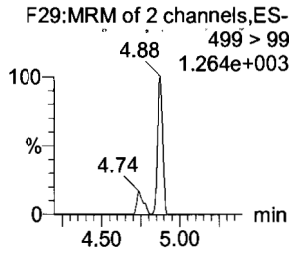

13C2-6:2 FTS

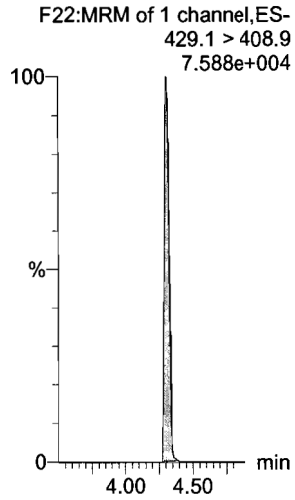

13C2-PFOA

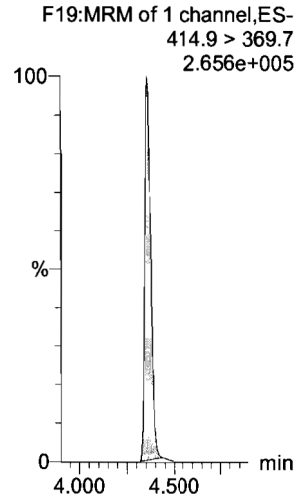

13C3-PFBS

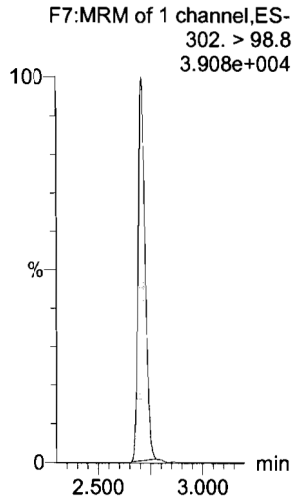

13C5-PFNA

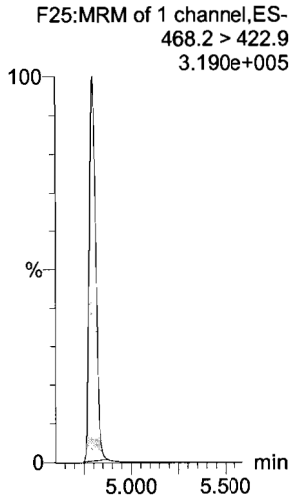

13C8-PFOSA

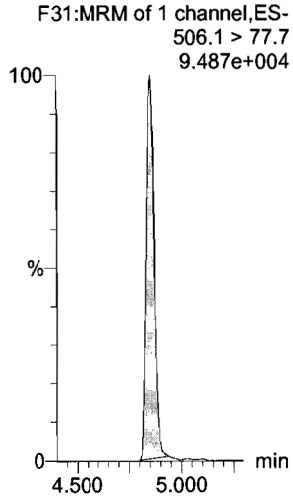

13C8-PFOS

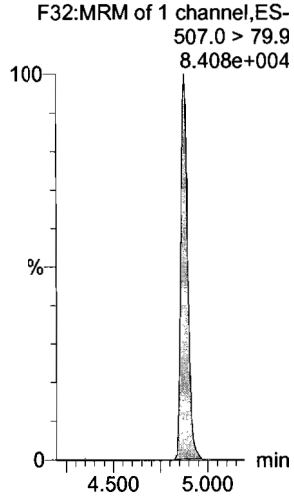

Dataset: U:\Q4.PRO\results\171130M2\171130M2-CRV.qld

Last Altered: Friday, December 01, 2017 11:25:53 Pacific Standard Time
Printed: Friday, December 01, 2017 11:35:16 Pacific Standard Time

Name: 171130M2_2, Date: 01-Dec-2017, Time: 00:48:31, ID: ST171130M2-2 PFC CS-1 17K2807, Description: PFC CS-1 17K2807

PFDA

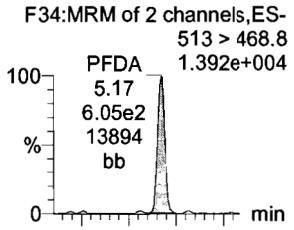

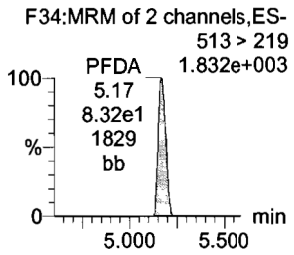

8:2 FTS

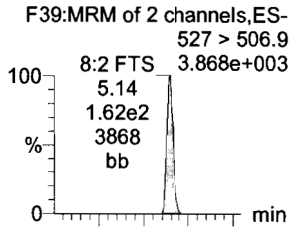

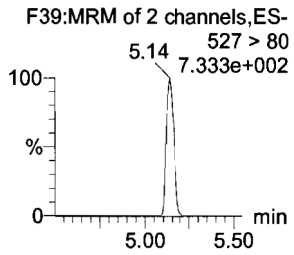

N-MeFOSAA

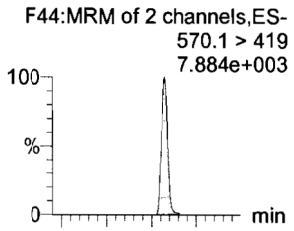

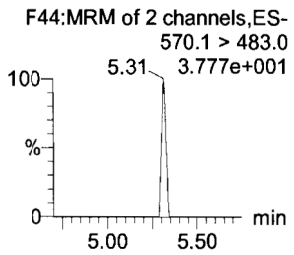

N-EtFOSAA

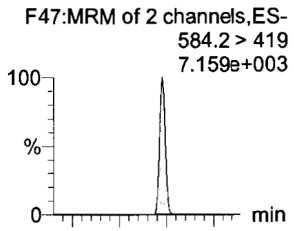

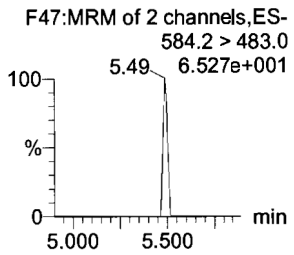

PFUdA

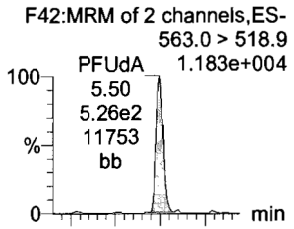

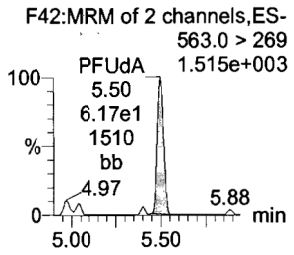

PFDS

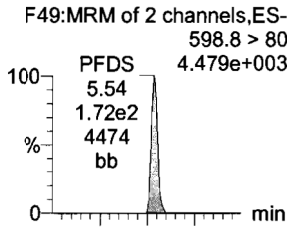

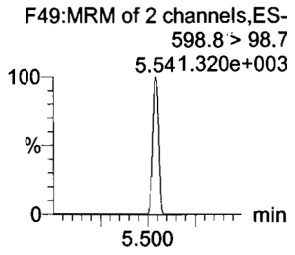

13C2-PFDA

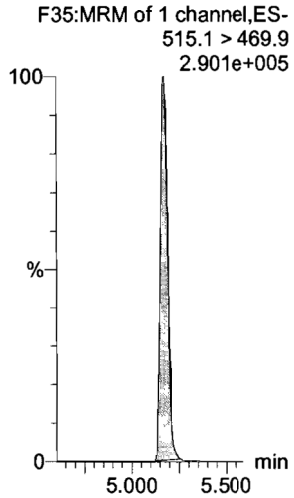

13C2-8:2 FTS

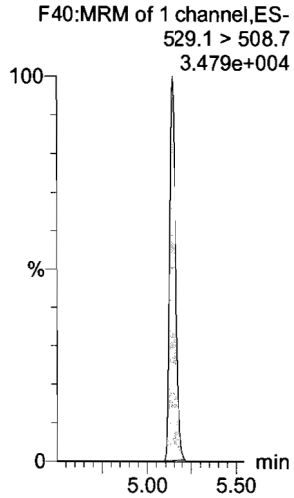

d3-N-MeFOSAA

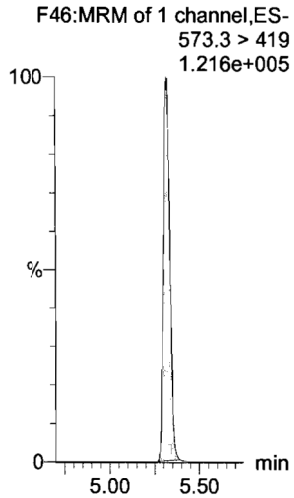

d5-N-EtFOSAA

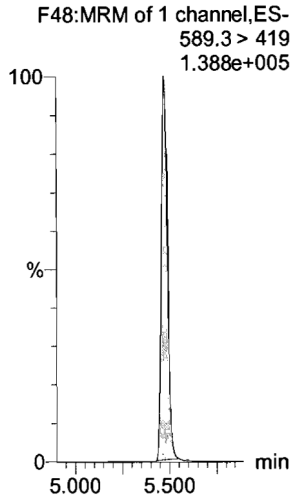

13C2-PFUdA

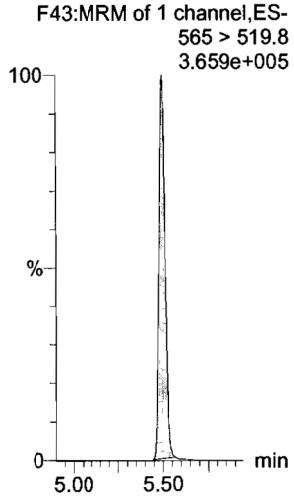

13C2-PFUdA

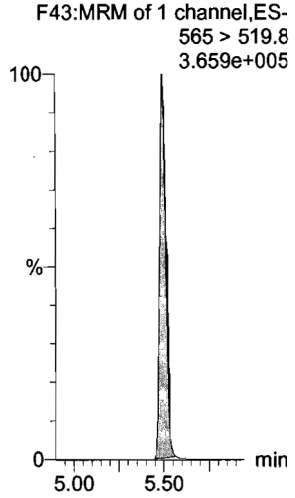

Dataset: U:\Q4.PRO\results\171130M2\171130M2-CRV.qld

Last Altered: Friday, December 01, 2017 11:25:53 Pacific Standard Time
Printed: Friday, December 01, 2017 11:35:16 Pacific Standard Time

Name: 171130M2_2, Date: 01-Dec-2017, Time: 00:48:31, ID: ST171130M2-2 PFC CS-1 17K2807, Description: PFC CS-1 17K2807

PFDoA

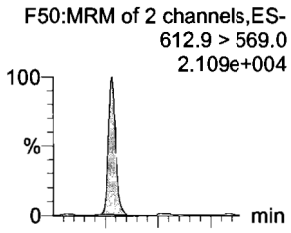

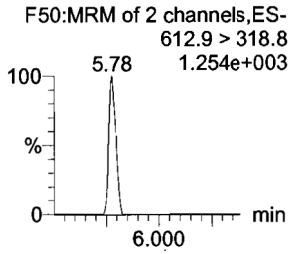

N-MeFOSA

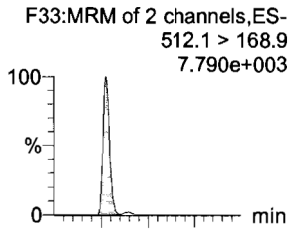

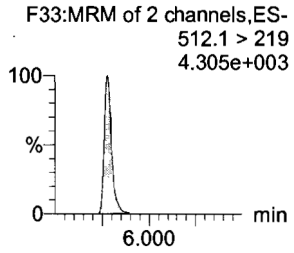

PFTrDA

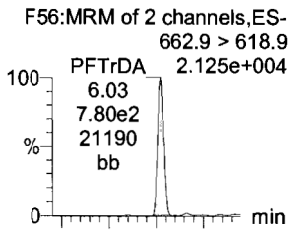

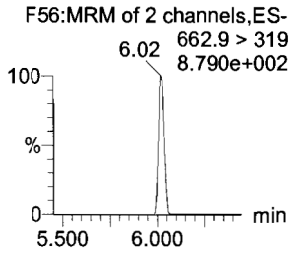

PFTeDA

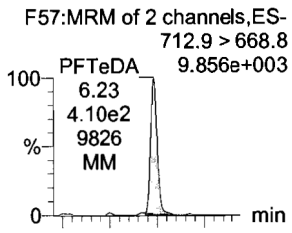

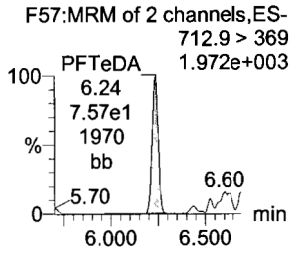

N-EtFOSA

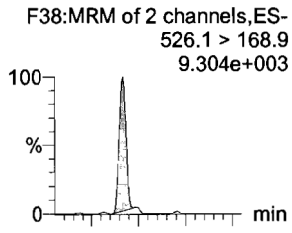

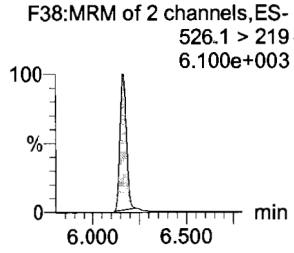

PFHxDA

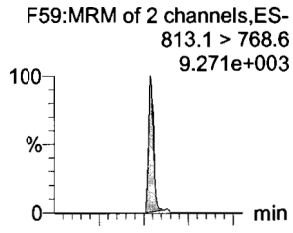

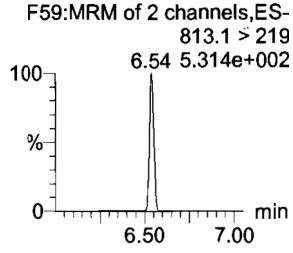

13C2-PFDoA



d3-N-MeFOSA

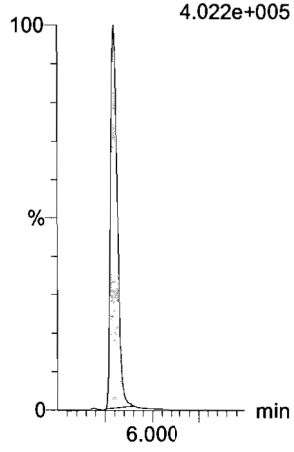

13C2-PFTeDA

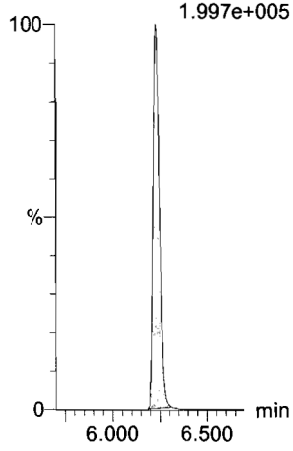

13C2-PFTeDA

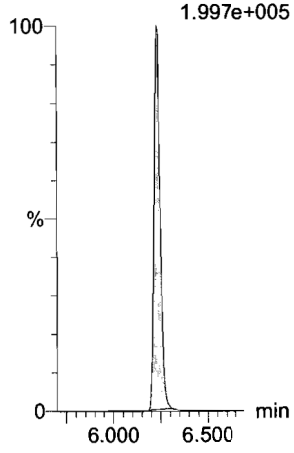

d5-N-ETFOSA

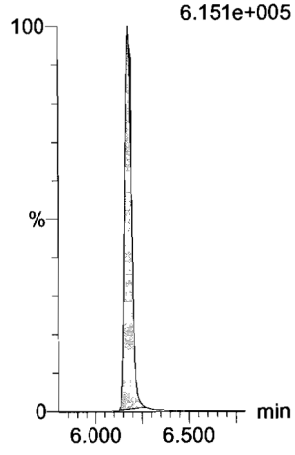

13C2-PFHxDA



Dataset: U:\Q4.PRO\results\171130M2\171130M2-CRV.qld

Last Altered: Friday, December 01, 2017 11:25:53 Pacific Standard Time
Printed: Friday, December 01, 2017 11:35:16 Pacific Standard Time

Name: 171130M2_2, Date: 01-Dec-2017, Time: 00:48:31, ID: ST171130M2-2 PFC CS-1 17K2807, Description: PFC CS-1 17K2807

PFODA

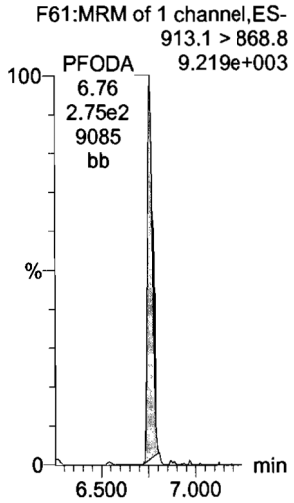

N-MeFOSE

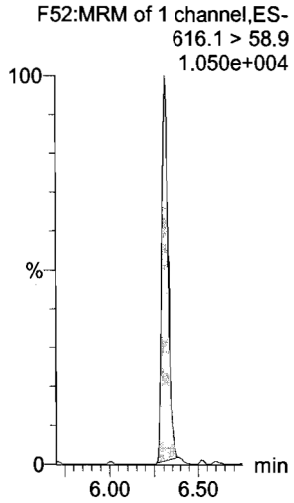

N-EtFOSE

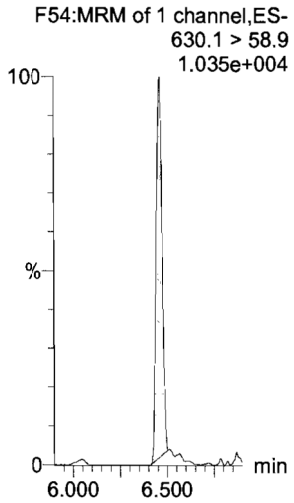

13C4-PFBA

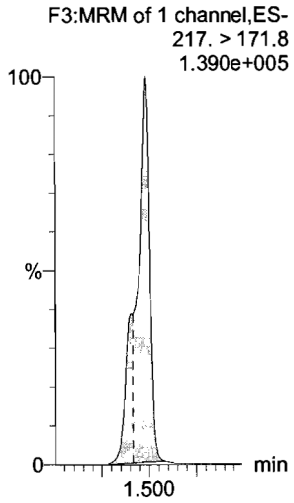

13C5-PFHxA

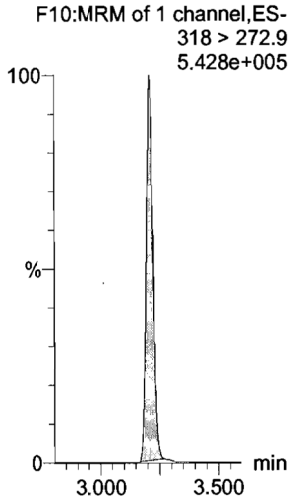

13C3-PFHxS



13C2-PFHxDA

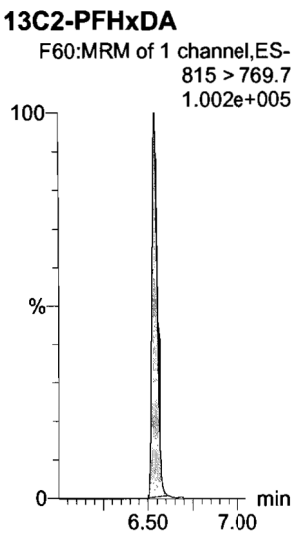

d7-N-MeFOSE

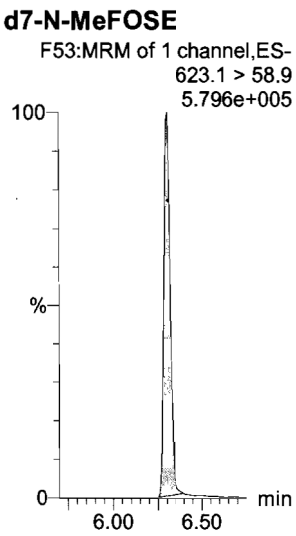

d9-N-EtFOSE

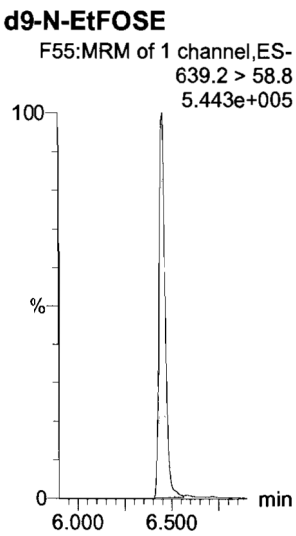

13C8-PFOA

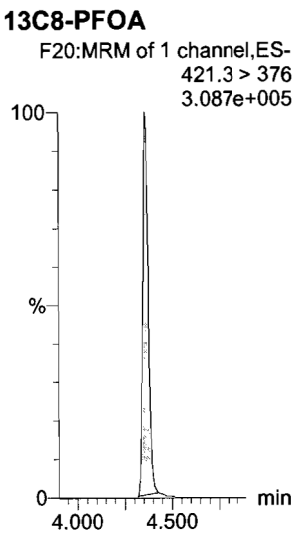

13C9-PFNA

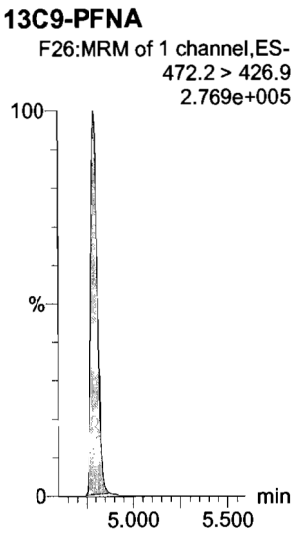

13C4-PFOS

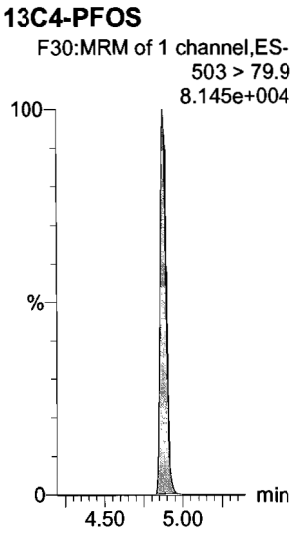

Dataset: U:\Q4.PRO\results\171130M2\171130M2-CRV.qld

Last Altered: Friday, December 01, 2017 11:25:53 Pacific Standard Time
Printed: Friday, December 01, 2017 11:35:16 Pacific Standard Time

Name: 171130M2_2, Date: 01-Dec-2017, Time: 00:48:31, ID: ST171130M2-2 PFC CS-1 17K2807, Description: PFC CS-1 17K2807

13C6-PFDA

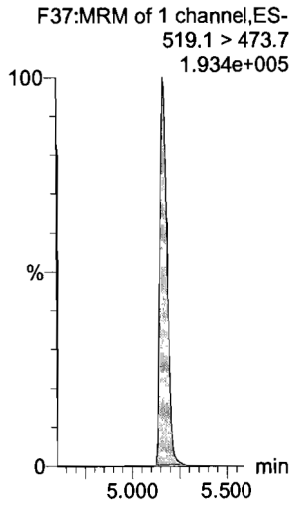

13C7-PFUdA

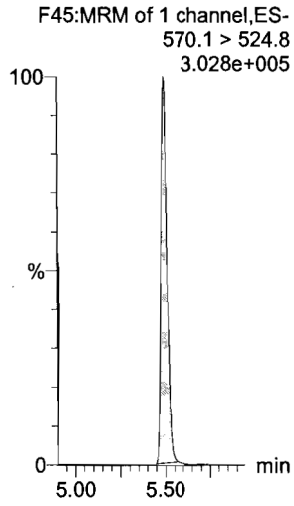

Dataset: U:\Q4.PRO\results\171130M2\171130M2-CRV.qld

Last Altered: Friday, December 01, 2017 11:25:53 Pacific Standard Time
Printed: Friday, December 01, 2017 11:35:16 Pacific Standard Time

Name: 171130M2_3, Date: 01-Dec-2017, Time: 00:59:42, ID: ST171130M2-3 PFC CS0 17K2808, Description: PFC CS0 17K2808

PFBA

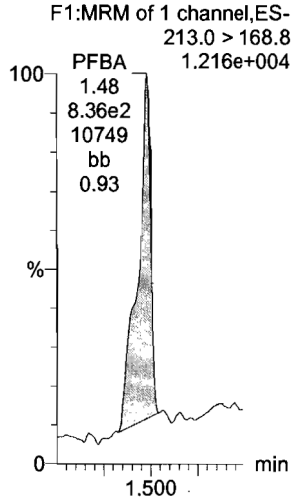

PFPeA

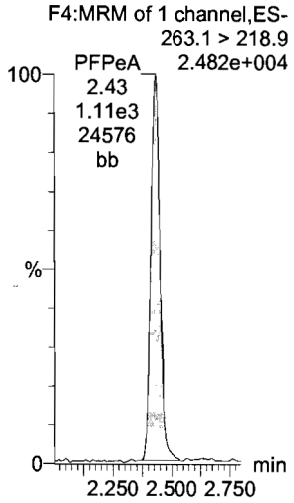

PFBS

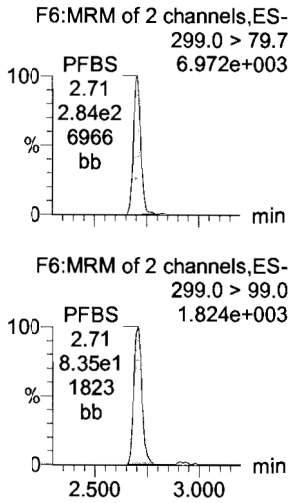

PFHxA

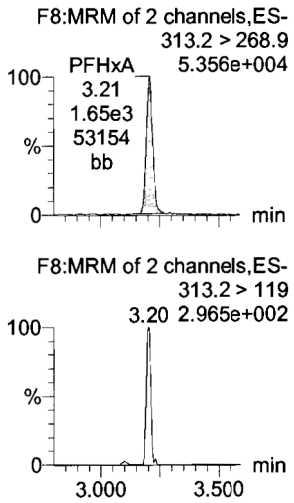

PFHpA

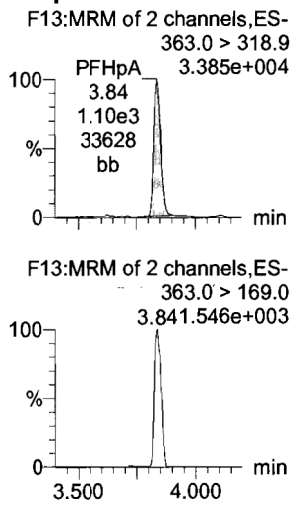

L-PFHxS

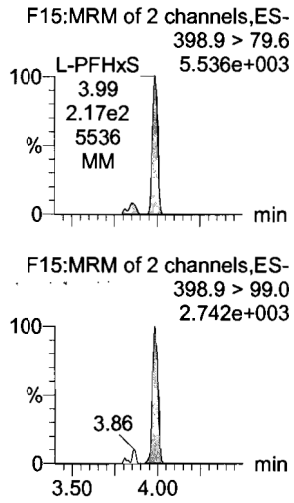

13C3-PFBA

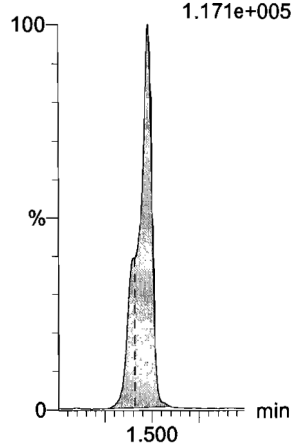

13C3-PFPeA



13C3-PFBS

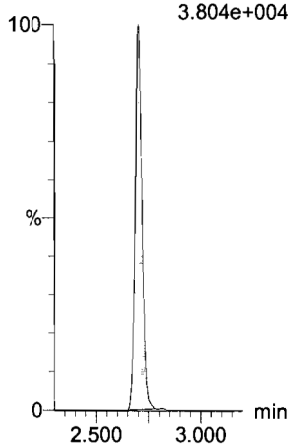

13C2-PFHxA

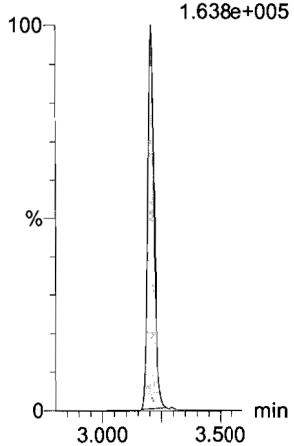

13C4-PFHpA

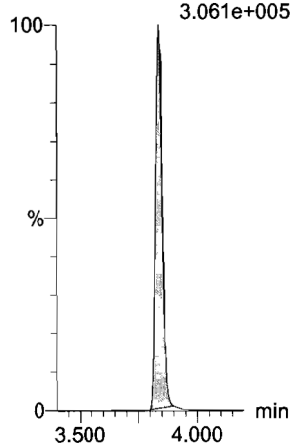

18O2-PFHxS



Dataset: U:\Q4.PRO\results\171130M2\171130M2-CRV.qld

Last Altered: Friday, December 01, 2017 11:25:53 Pacific Standard Time
Printed: Friday, December 01, 2017 11:35:16 Pacific Standard Time

Name: 171130M2_3, Date: 01-Dec-2017, Time: 00:59:42, ID: ST171130M2-3 PFC CS0 17K2808, Description: PFC CS0 17K2808

6:2 FTS

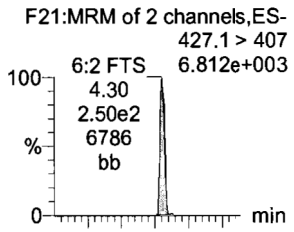

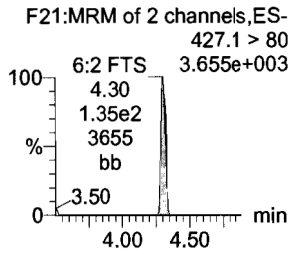

L-PFOA

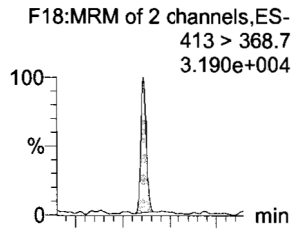

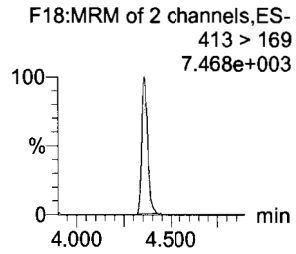

PFHpS

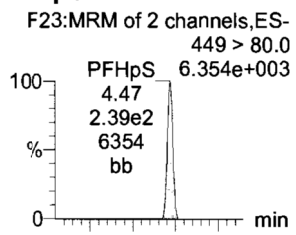

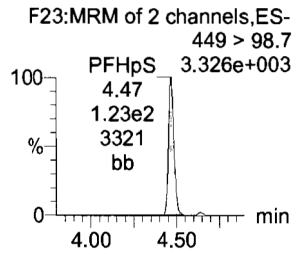

PFNA

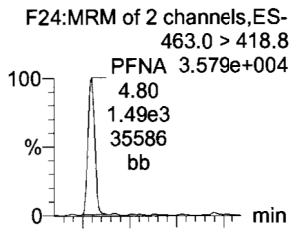

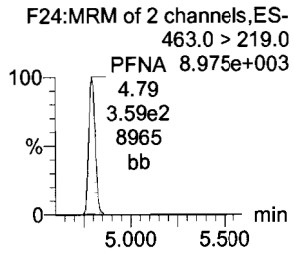

PFOSA

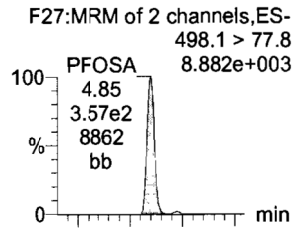

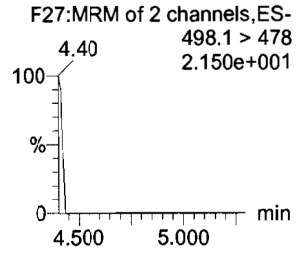

L-PFOS

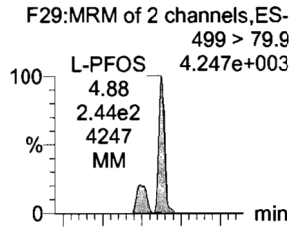

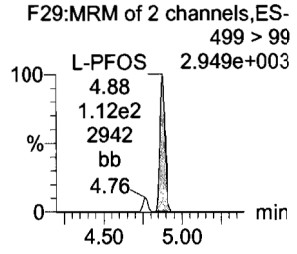

13C2-6:2 FTS

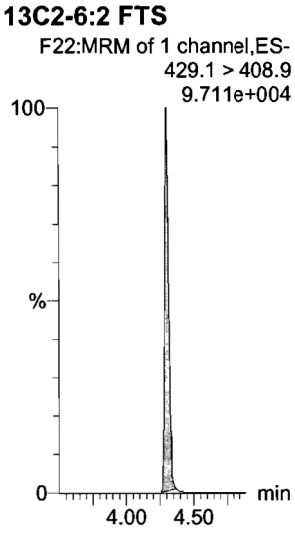

13C2-PFOA

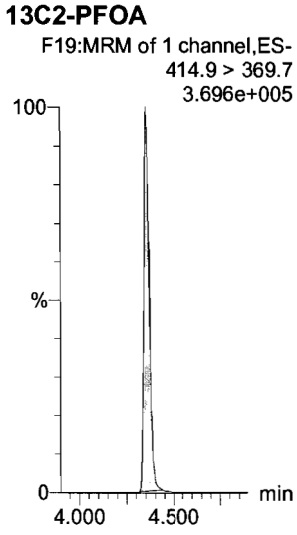

13C3-PFBS

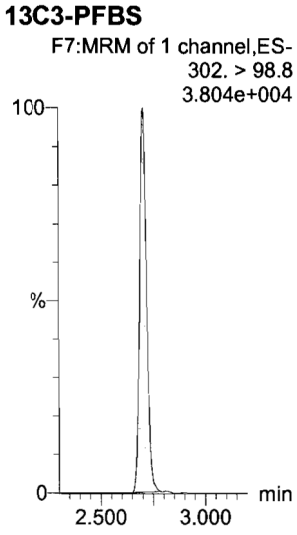

13C5-PFNA

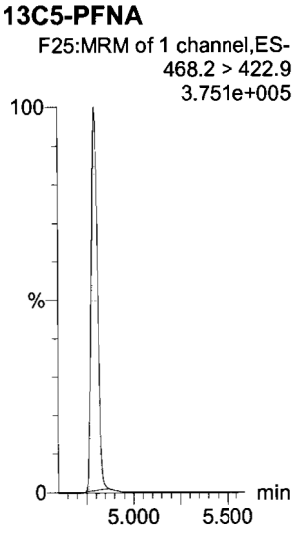

13C8-PFOSA

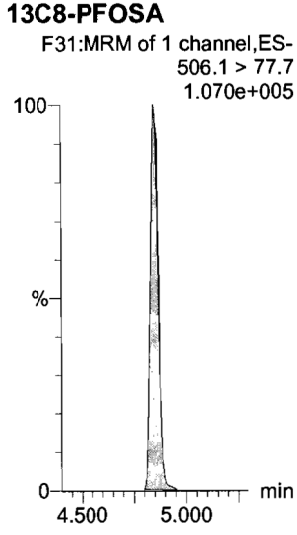

13C8-PFOS

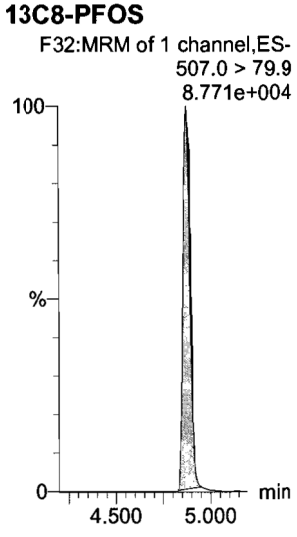

Dataset: U:\Q4.PRO\results\171130M2\171130M2-CRV.qld

Last Altered: Friday, December 01, 2017 11:25:53 Pacific Standard Time
Printed: Friday, December 01, 2017 11:35:16 Pacific Standard Time

Name: 171130M2_3, Date: 01-Dec-2017, Time: 00:59:42, ID: ST171130M2-3 PFC CS0 17K2808, Description: PFC CS0 17K2808

PFDA

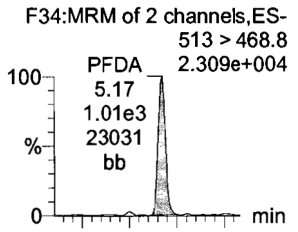

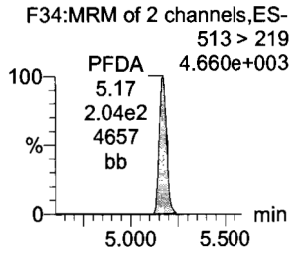

8:2 FTS

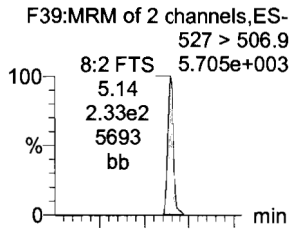

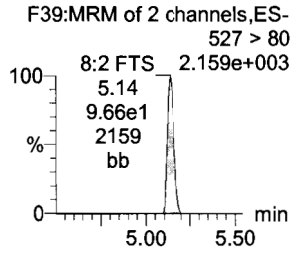

N-MeFOSAA

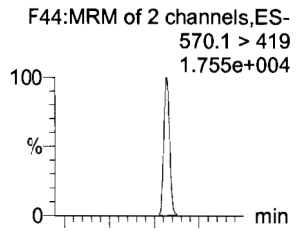

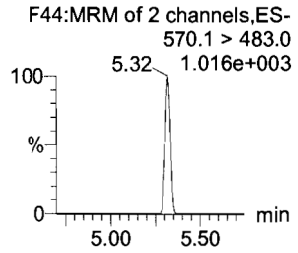

N-EtFOSAA

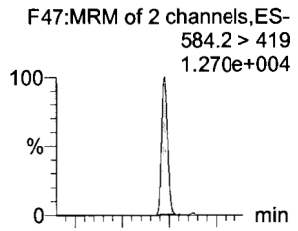

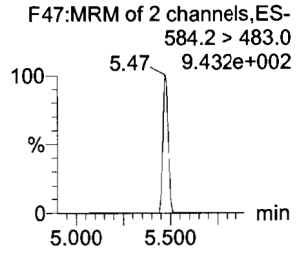

PFUdA

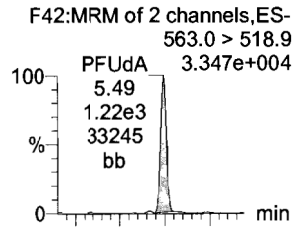

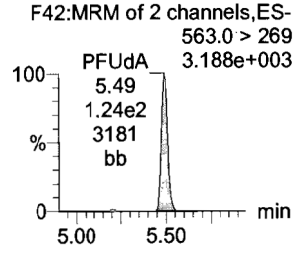

PFDS

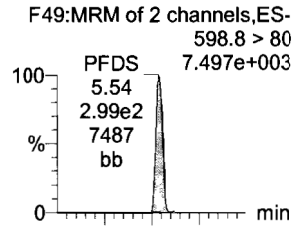

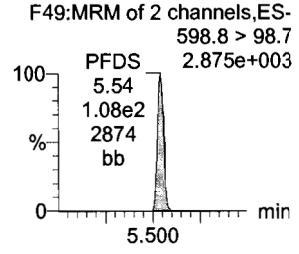

13C2-PFDA

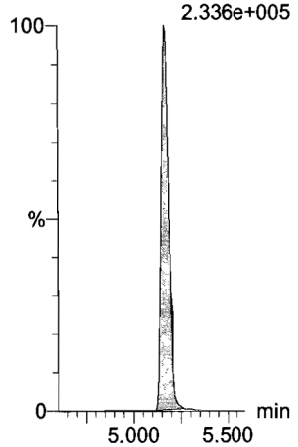

13C2-8:2 FTS

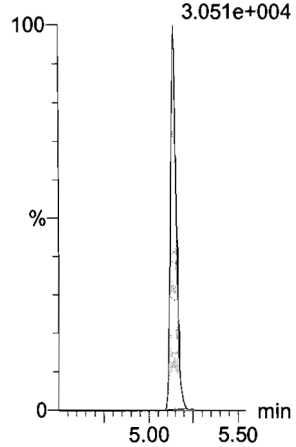

d3-N-MeFOSAA

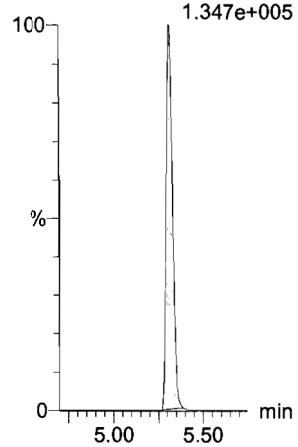

d5-N-EtFOSAA

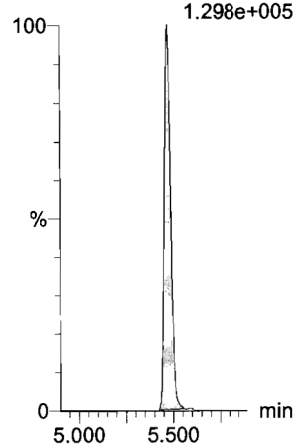

13C2-PFUdA

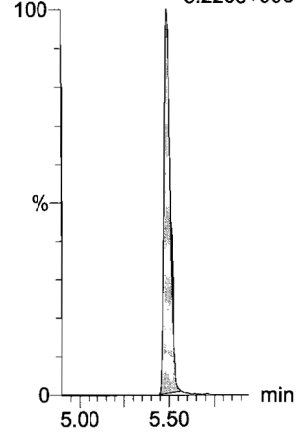

13C2-PFUdA

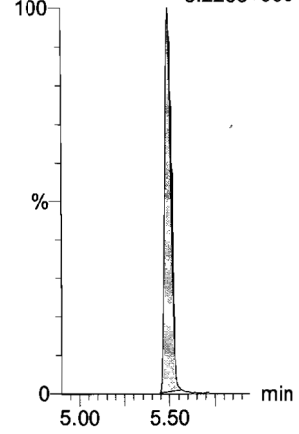

Dataset: U:\Q4.PRO\results\171130M2\171130M2-CRV.qld

Last Altered: Friday, December 01, 2017 11:25:53 Pacific Standard Time
Printed: Friday, December 01, 2017 11:35:16 Pacific Standard Time

Name: 171130M2_3, Date: 01-Dec-2017, Time: 00:59:42, ID: ST171130M2-3 PFC CS0 17K2808, Description: PFC CS0 17K2808

PFDoA

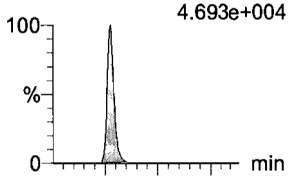

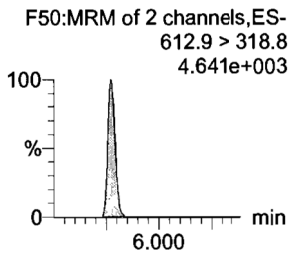

N-MeFOSA

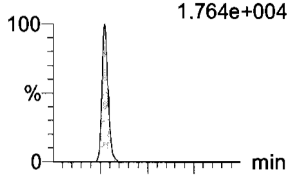

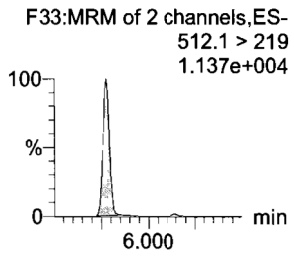

PFTrDA

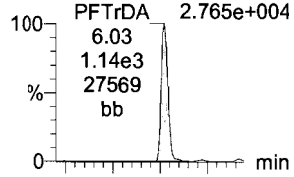

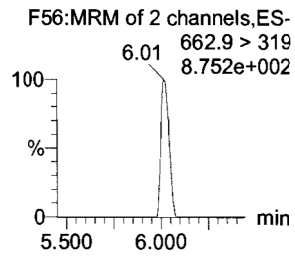

PFTeDA

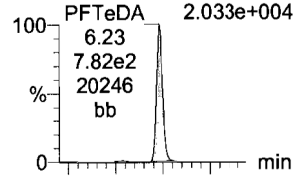

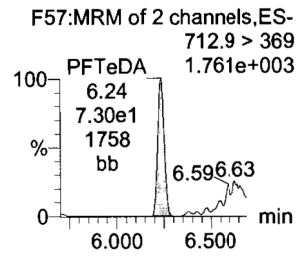

N-EtFOSA

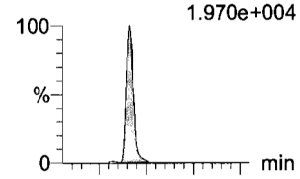

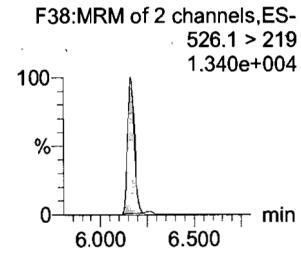

PFHxDA

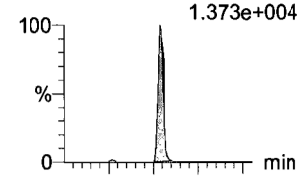

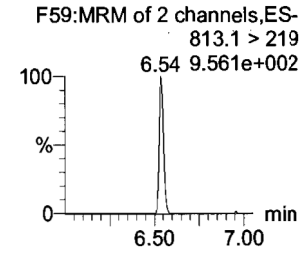

13C2-PFDoA



d3-N-MeFOSA

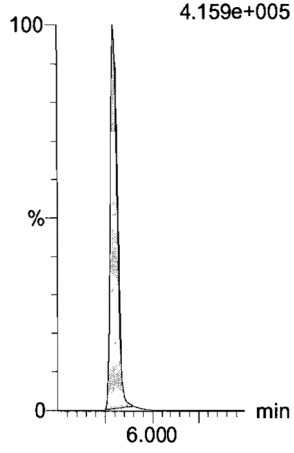

13C2-PFTeDA

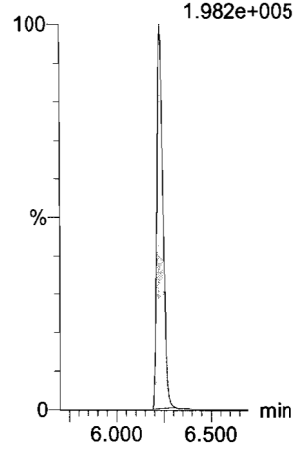

13C2-PFTeDA

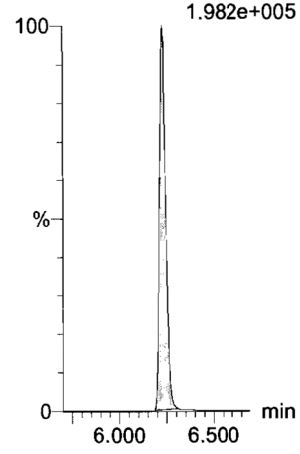

d5-N-ETFOSA

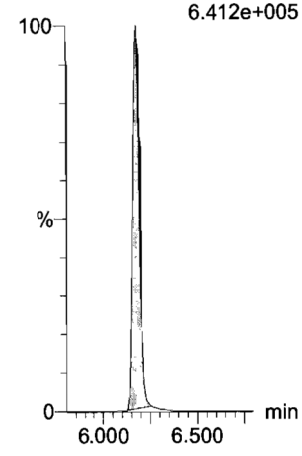

13C2-PFHxDA

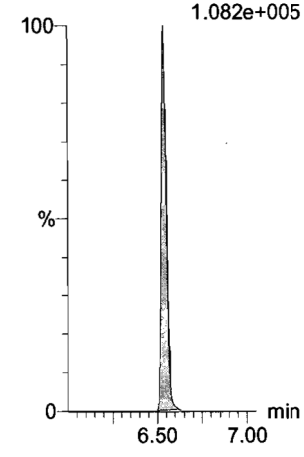

Dataset: U:\Q4.PRO\results\171130M2\171130M2-CRV.qld

Last Altered: Friday, December 01, 2017 11:25:53 Pacific Standard Time
Printed: Friday, December 01, 2017 11:35:16 Pacific Standard Time

Name: 171130M2_3, Date: 01-Dec-2017, Time: 00:59:42, ID: ST171130M2-3 PFC CS0 17K2808, Description: PFC CS0 17K2808

PFODA
F61:MRM of 1 channel,ES-
913.1 > 868.8
1.803e+004

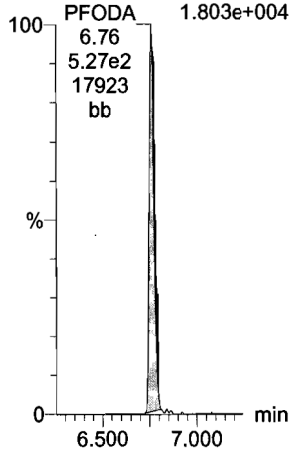

N-MeFOSE
F52:MRM of 1 channel,ES-
616.1 > 58.9
1.721e+004

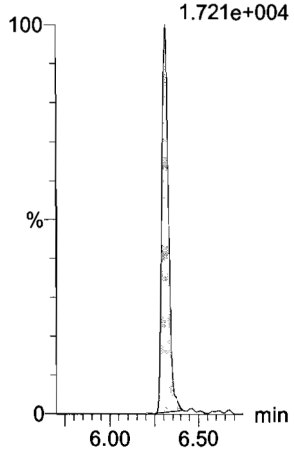

N-EtFOSE
F54:MRM of 1 channel,ES-
630.1 > 58.9
2.226e+004

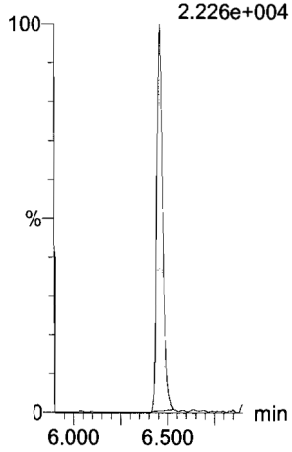

13C4-PFBA
F3:MRM of 1 channel,ES-
217. > 171.8
1.392e+005

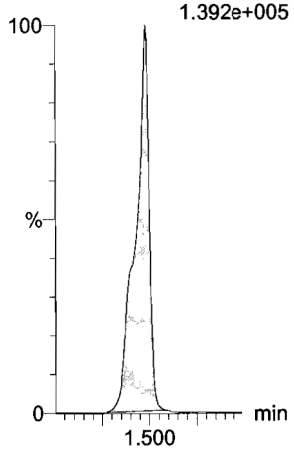

13C5-PFHxA
F10:MRM of 1 channel,ES-
318 > 272.9
5.258e+005

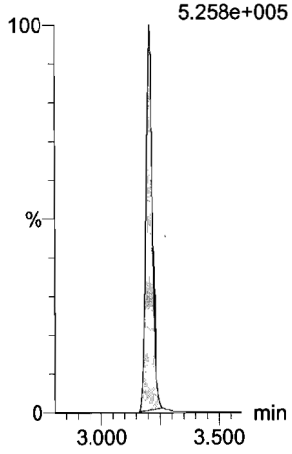

13C3-PFHxS
F16:MRM of 1 channel,ES-
401.9 > 79.9
9.897e+004

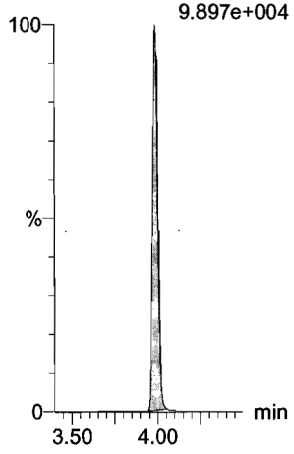

13C2-PFHxDA
F60:MRM of 1 channel,ES-
815 > 769.7
1.082e+005

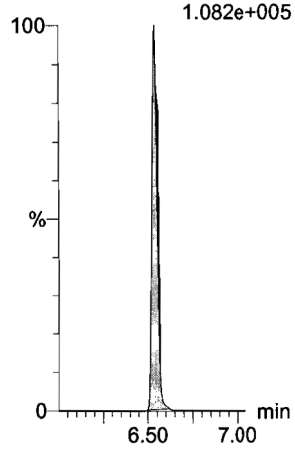

d7-N-MeFOSE
F53:MRM of 1 channel,ES-
623.1 > 58.9
5.450e+005

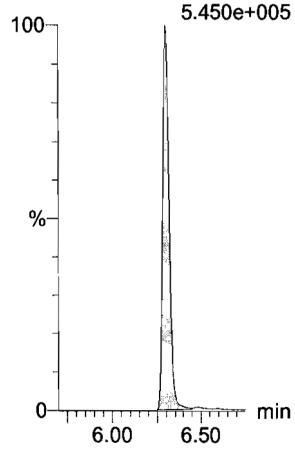

d9-N-EtFOSE
F55:MRM of 1 channel,ES-
639.2 > 58.8
6.421e+005

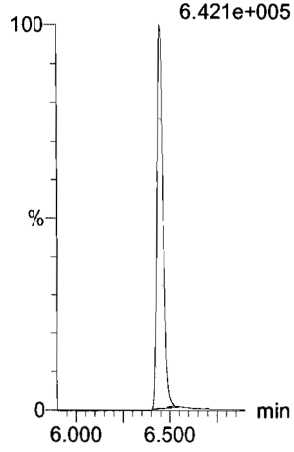

13C8-PFOA
F20:MRM of 1 channel,ES-
421.3 > 376
3.484e+005

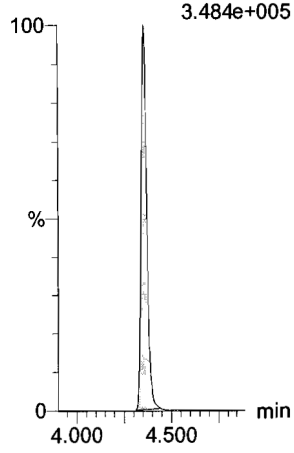

13C9-PFNA
F26:MRM of 1 channel,ES-
472.2 > 426.9
3.977e+005

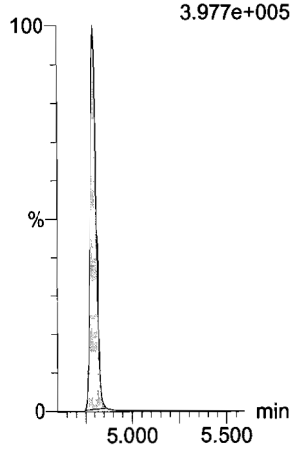

13C4-PFOS
F30:MRM of 1 channel,ES-
503 > 79.9
9.094e+004

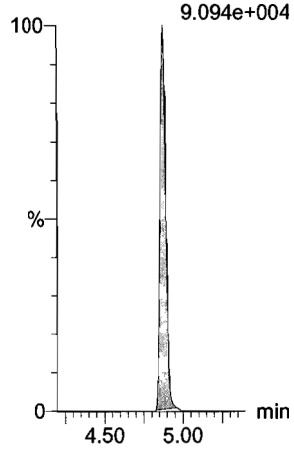

Dataset: U:\Q4.PRO\results\171130M2\171130M2-CRV.qld

Last Altered: Friday, December 01, 2017 11:25:53 Pacific Standard Time
Printed: Friday, December 01, 2017 11:35:16 Pacific Standard Time

Name: 171130M2_3, Date: 01-Dec-2017, Time: 00:59:42, ID: ST171130M2-3 PFC CS0 17K2808, Description: PFC CS0 17K2808

13C6-PFDA

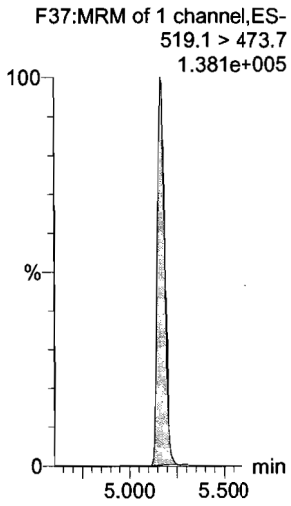

13C7-PFUdA

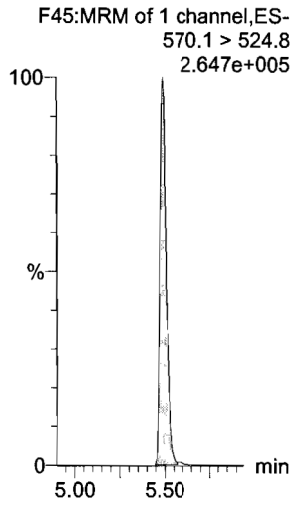

Dataset: U:\Q4.PRO\results\171130M2\171130M2-CRV.qld

Last Altered: Friday, December 01, 2017 11:25:53 Pacific Standard Time
Printed: Friday, December 01, 2017 11:35:16 Pacific Standard Time

Name: 171130M2_4, Date: 01-Dec-2017, Time: 01:10:52, ID: ST171130M2-4 PFC CS1 17K2814, Description: PFC CS1 17K2814

PFBA

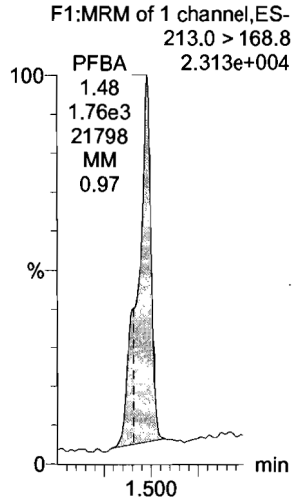

PFPeA

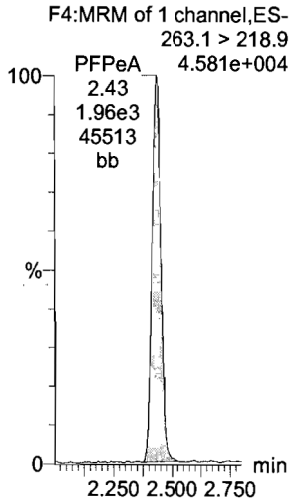

PFBS

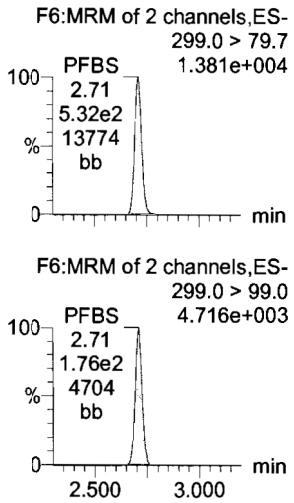

PFHxA

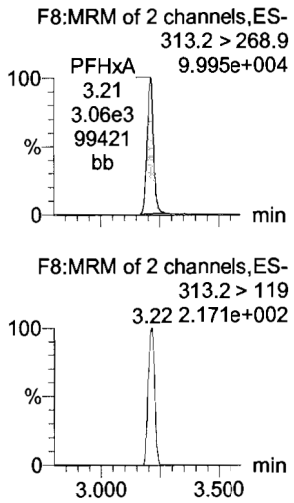

PFHpA

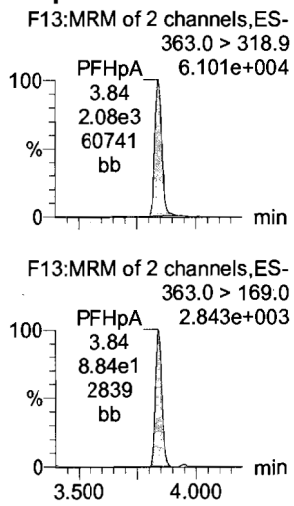

L-PFHxS

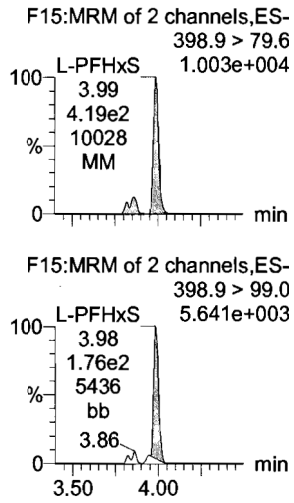

13C3-PFBA

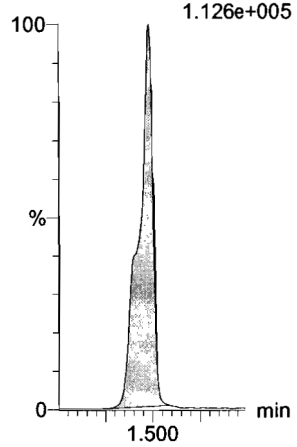

13C3-PFPeA

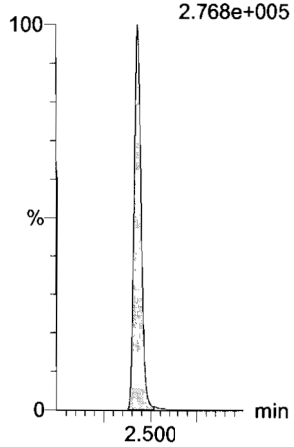

13C3-PFBS

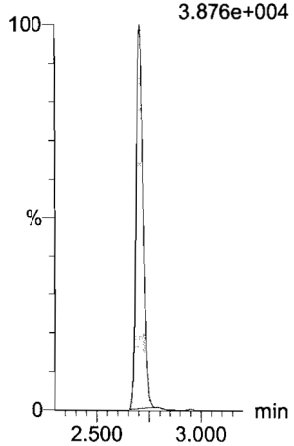

13C2-PFHxA

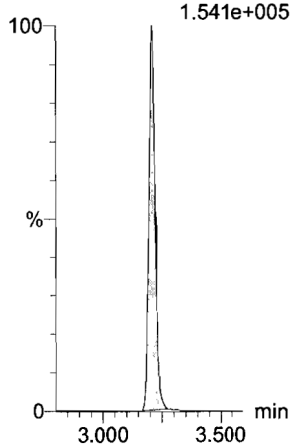

13C4-PFHpA

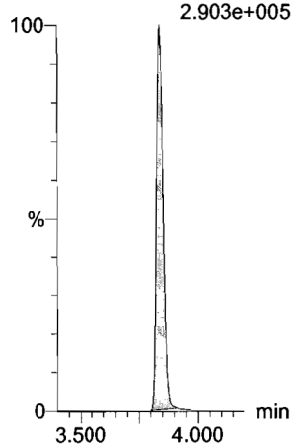

18O2-PFHxS

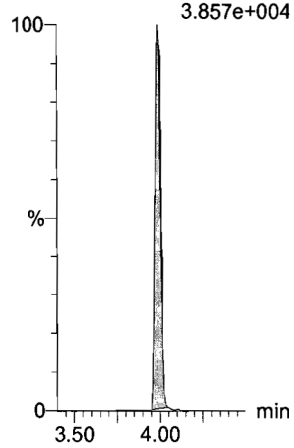

Dataset: U:\Q4.PRO\results\171130M2\171130M2-CRV.qld

Last Altered: Friday, December 01, 2017 11:25:53 Pacific Standard Time
Printed: Friday, December 01, 2017 11:35:16 Pacific Standard Time

Name: 171130M2_4, Date: 01-Dec-2017, Time: 01:10:52, ID: ST171130M2-4 PFC CS1 17K2814, Description: PFC CS1 17K2814

6:2 FTS

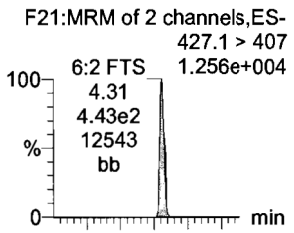

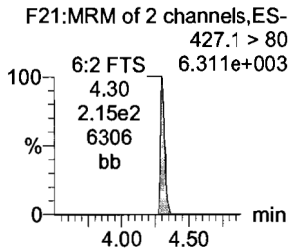

L-PFOA

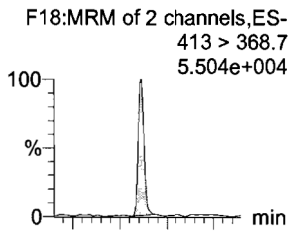

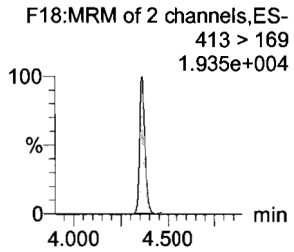

PFHpS

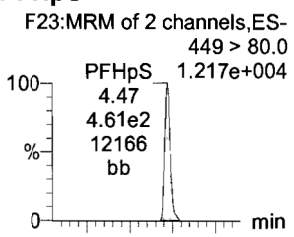

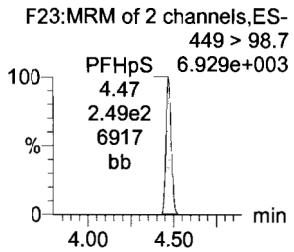

PFNA

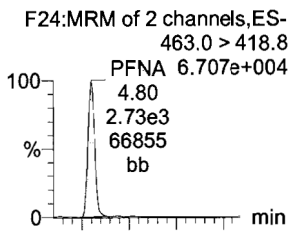

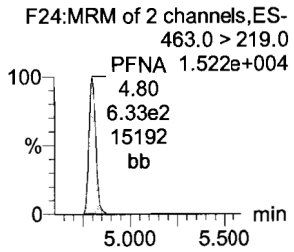

PFOSA

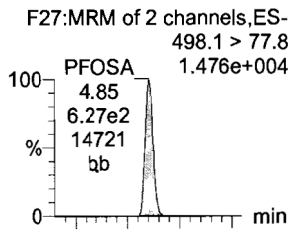

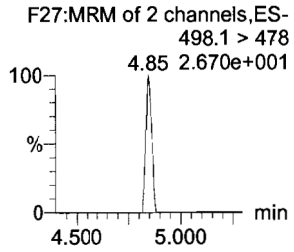

L-PFOS

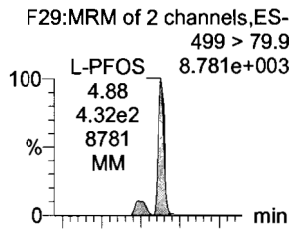

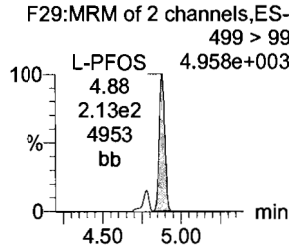

13C2-6:2 FTS

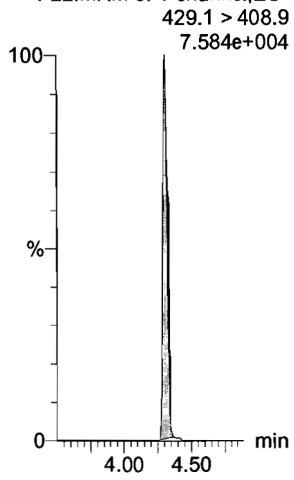

13C2-PFOA

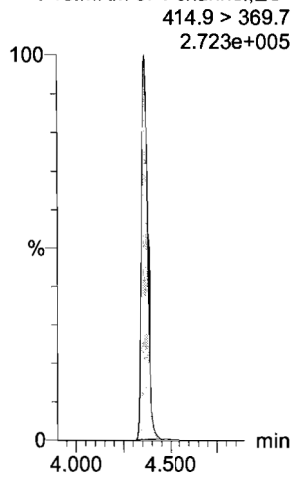

13C3-PFBS

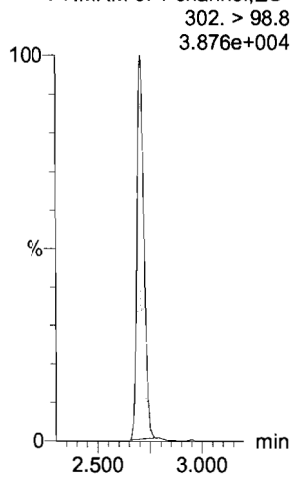

13C5-PFNA

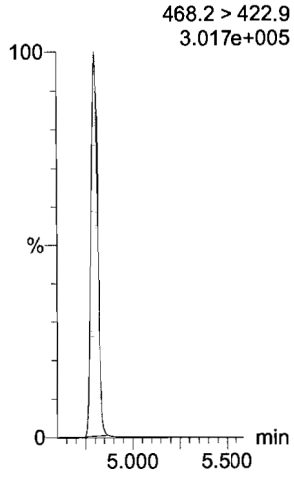

13C8-PFOSA

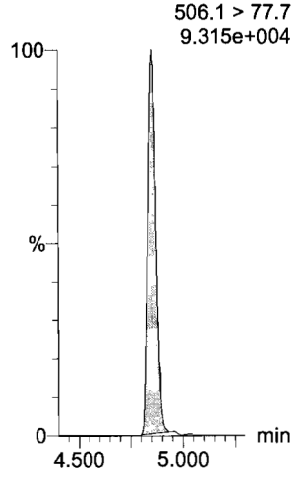

13C8-PFOS

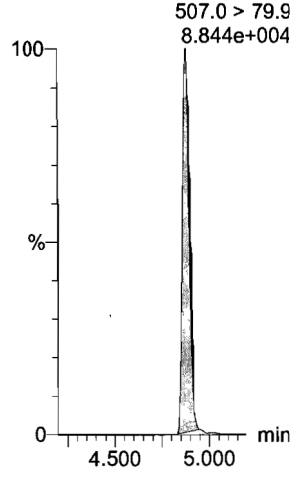

Dataset: U:\Q4.PRO\results\171130M2\171130M2-CRV.qld

Last Altered: Friday, December 01, 2017 11:25:53 Pacific Standard Time
Printed: Friday, December 01, 2017 11:35:16 Pacific Standard Time

Name: 171130M2_4, Date: 01-Dec-2017, Time: 01:10:52, ID: ST171130M2-4 PFC CS1 17K2814, Description: PFC CS1 17K2814

PFDA

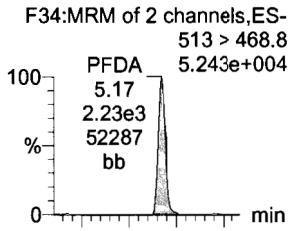

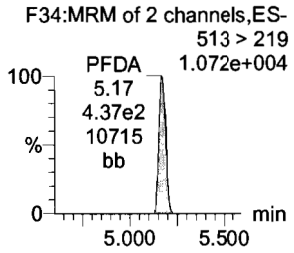

8:2 FTS

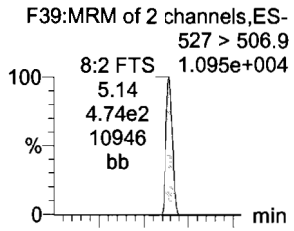

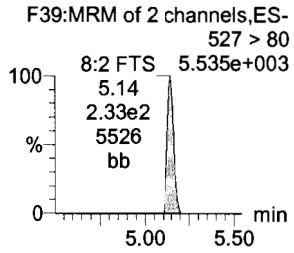

N-MeFOSAA

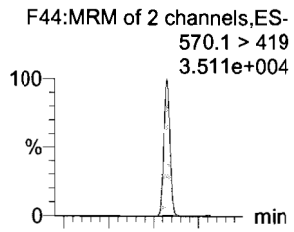

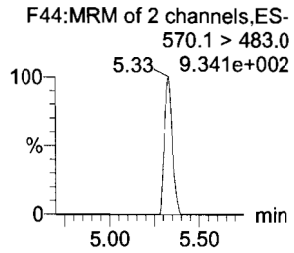

N-EtFOSAA

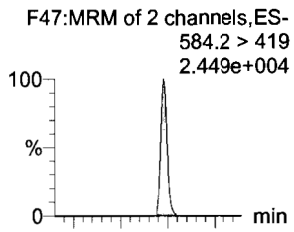

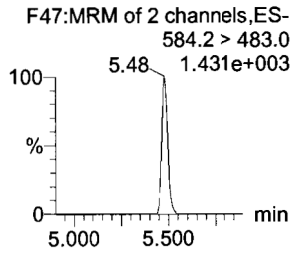

PFUdA

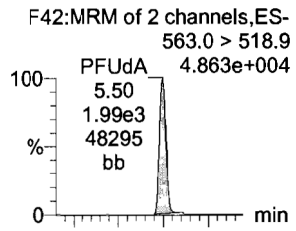

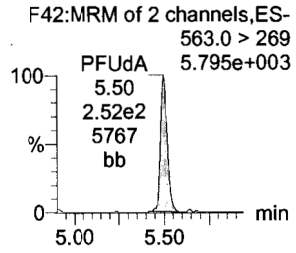

PFDS

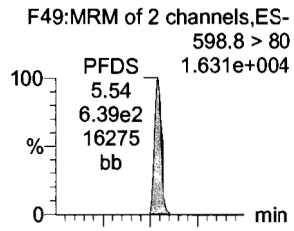

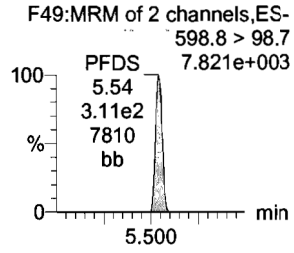

13C2-PFDA

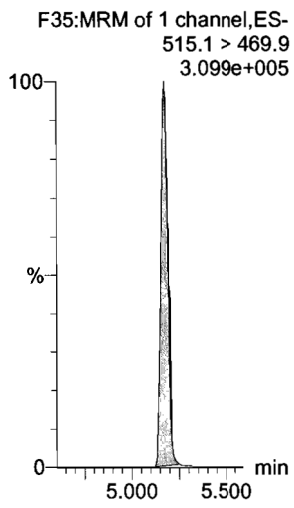

13C2-8:2 FTS

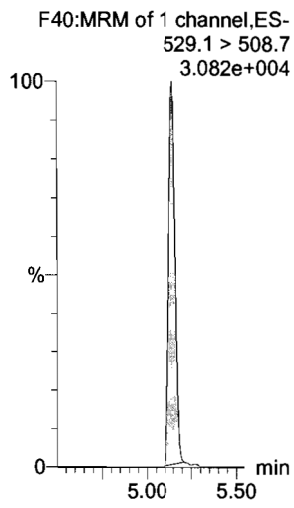

d3-N-MeFOSAA

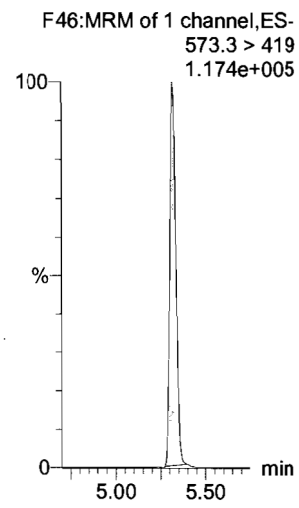

d5-N-EtFOSAA

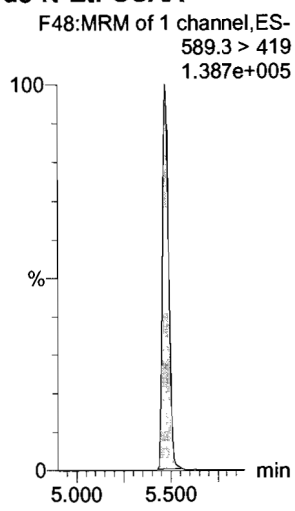

13C2-PFUdA

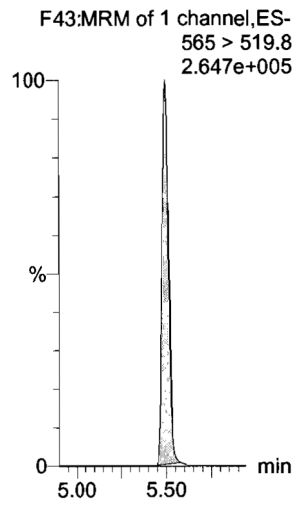

13C2-PFUdA

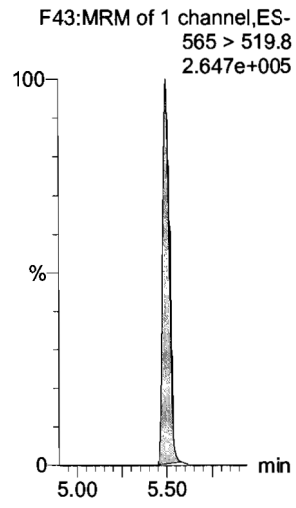

Dataset: U:\Q4.PRO\results\171130M2\171130M2-CRV.qld

Last Altered: Friday, December 01, 2017 11:25:53 Pacific Standard Time
Printed: Friday, December 01, 2017 11:35:16 Pacific Standard Time

Name: 171130M2_4, Date: 01-Dec-2017, Time: 01:10:52, ID: ST171130M2-4 PFC CS1 17K2814, Description: PFC CS1 17K2814

PFDoA

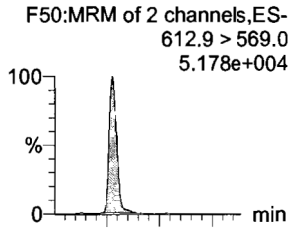

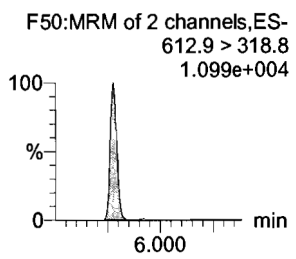

N-MeFOSA

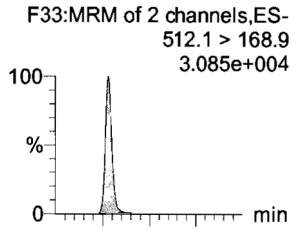

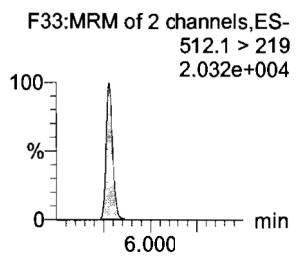

PFTrDA

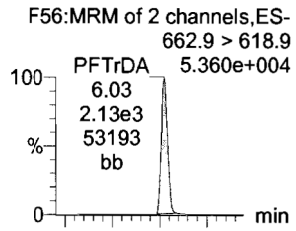

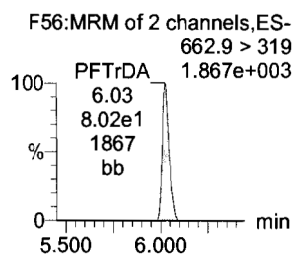

PFTeDA

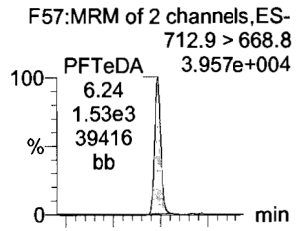

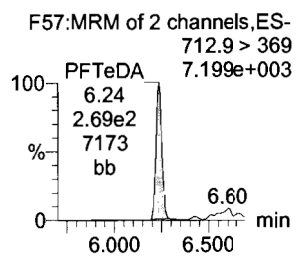

N-EtFOSA

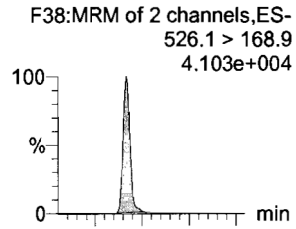

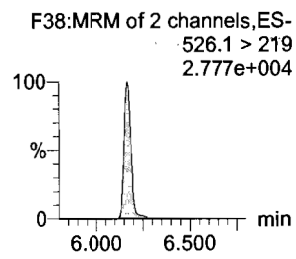

PFHxDA

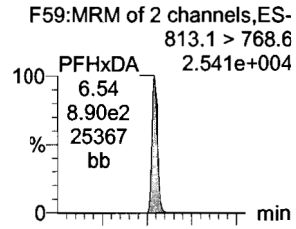

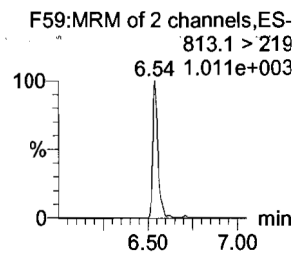

13C2-PFDoA

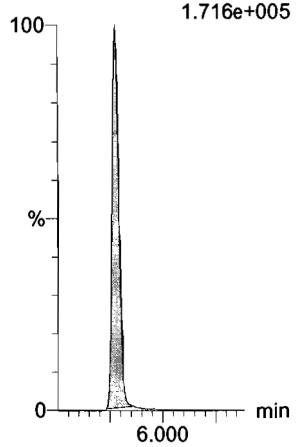

d3-N-MeFOSA

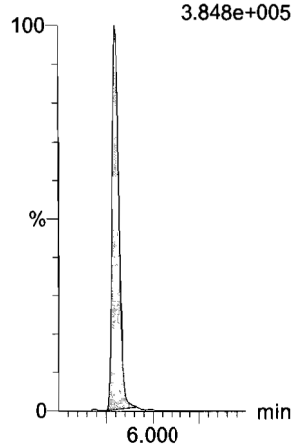

13C2-PFTeDA

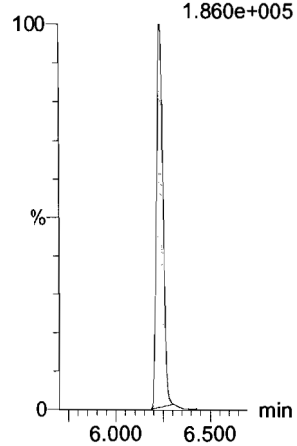

13C2-PFTeDA

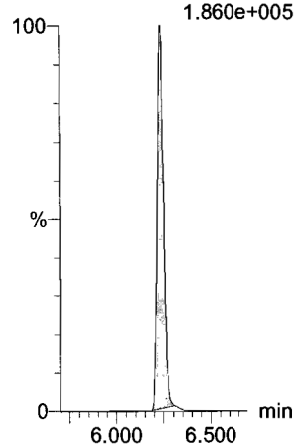

d5-N-ETFOSA

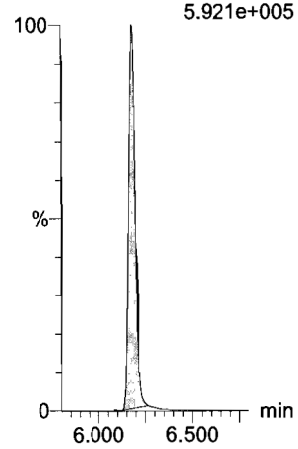

13C2-PFHxDA

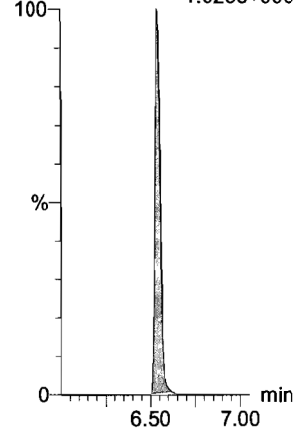

Dataset: U:\Q4.PRO\results\171130M2\171130M2-CRV.qld

Last Altered: Friday, December 01, 2017 11:25:53 Pacific Standard Time
Printed: Friday, December 01, 2017 11:35:16 Pacific Standard Time

Name: 171130M2_4, Date: 01-Dec-2017, Time: 01:10:52, ID: ST171130M2-4 PFC CS1 17K2814, Description: PFC CS1 17K2814

PFODA

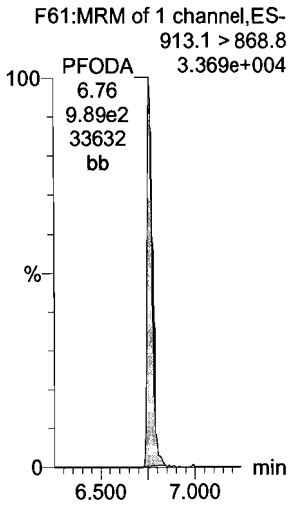

N-MeFOSE

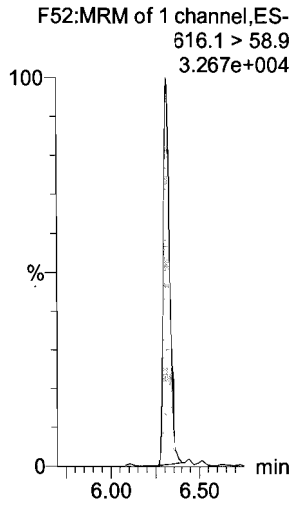

N-EtFOSE

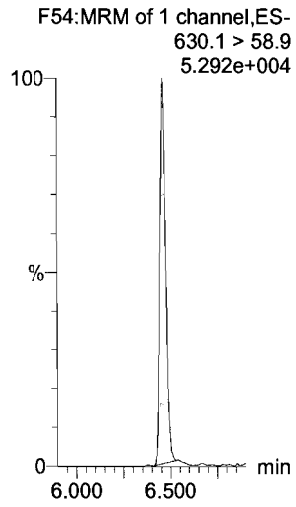

13C4-PFBA

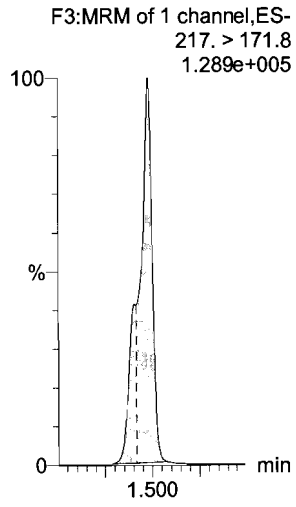

13C5-PFHxA

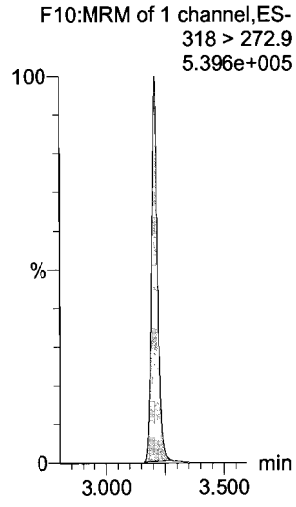

13C3-PFHxS



13C2-PFHxDA



d7-N-MeFOSE

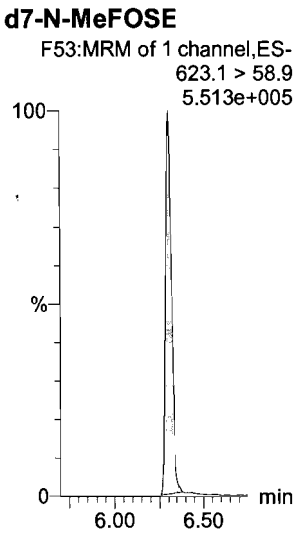

d9-N-EtFOSE

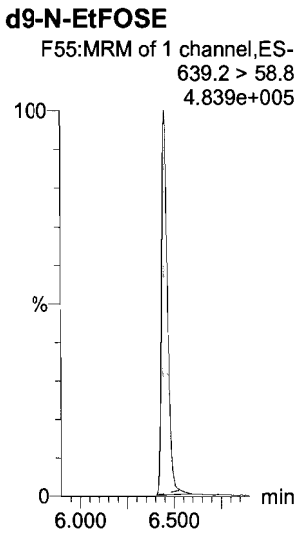

13C8-PFOA

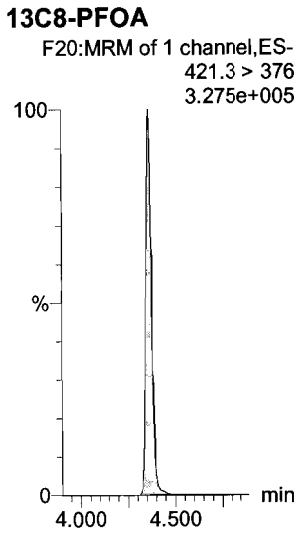

13C9-PFNA

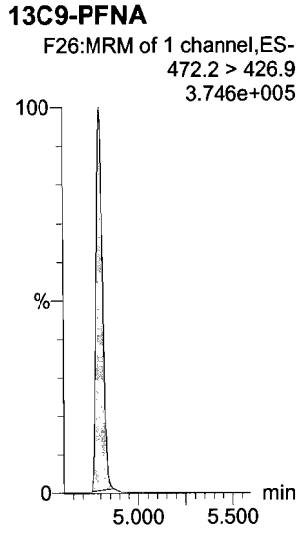

13C4-PFOS

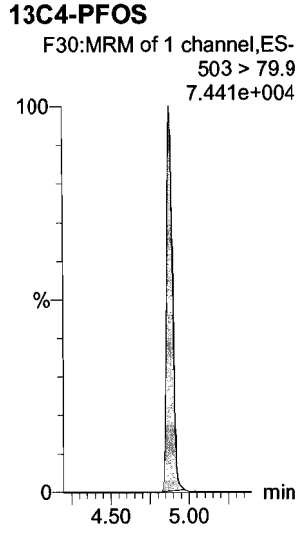

Dataset: U:\Q4.PRO\results\171130M2\171130M2-CRV.qld

Last Altered: Friday, December 01, 2017 11:25:53 Pacific Standard Time
Printed: Friday, December 01, 2017 11:35:16 Pacific Standard Time

Name: 171130M2_4, Date: 01-Dec-2017, Time: 01:10:52, ID: ST171130M2-4 PFC CS1 17K2814, Description: PFC CS1 17K2814

13C6-PFDA

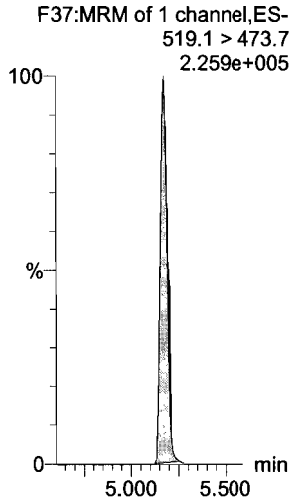

13C7-PFUdA

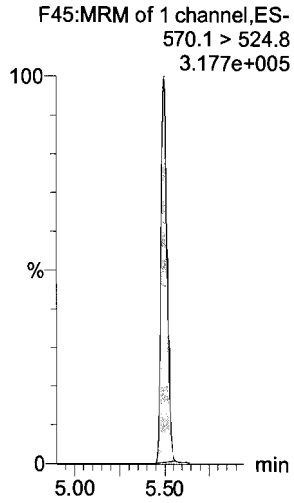

Dataset: U:\Q4.PRO\results\171130M2\171130M2-CRV.qld

Last Altered: Friday, December 01, 2017 11:25:53 Pacific Standard Time
Printed: Friday, December 01, 2017 11:35:16 Pacific Standard Time

Name: 171130M2_5, Date: 01-Dec-2017, Time: 01:22:02, ID: ST171130M2-5 PFC CS2 17K2809, Description: PFC CS2 17K2809

PFBA

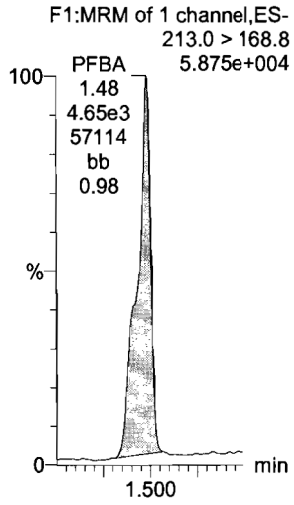

PFPeA

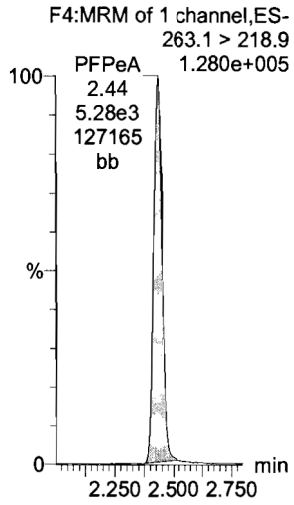

PFBS

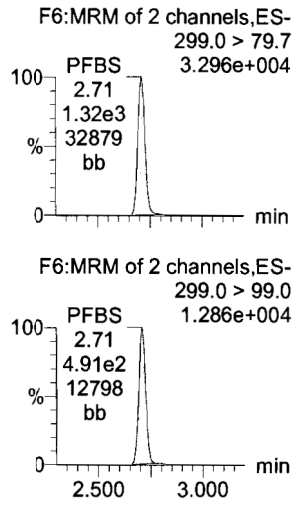

PFHxA

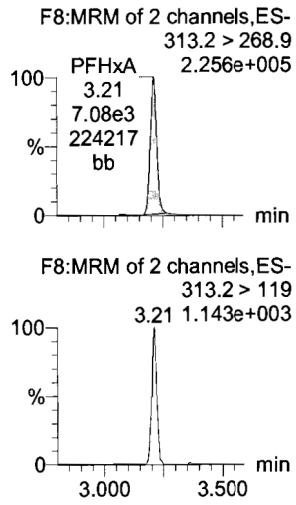

PFHpA

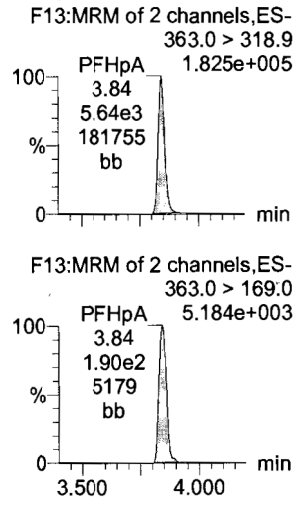

L-PFHxS

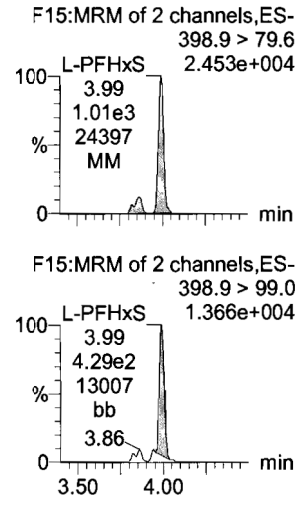

13C3-PFBA

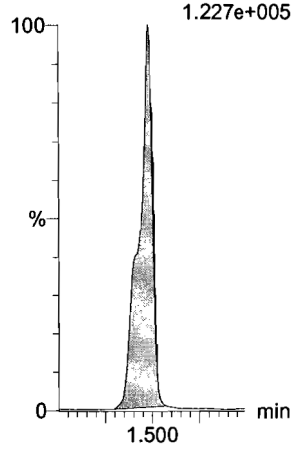

13C3-PFPeA

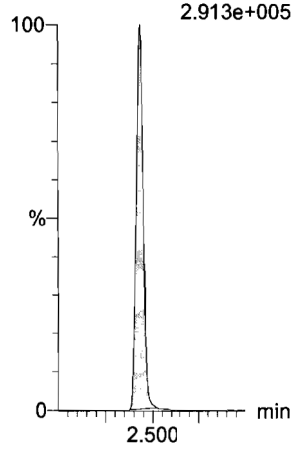

13C3-PFBS

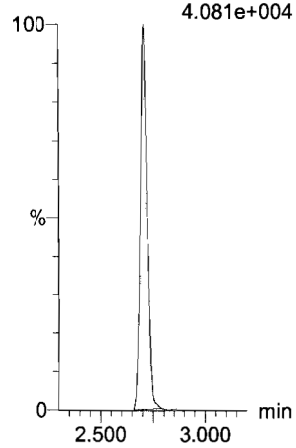

13C2-PFHxA

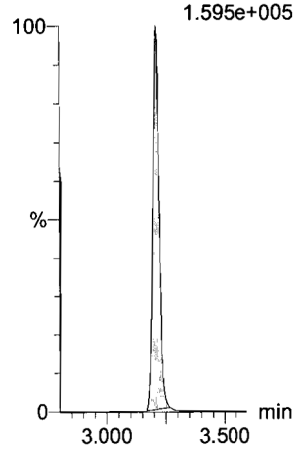

13C4-PFHpA

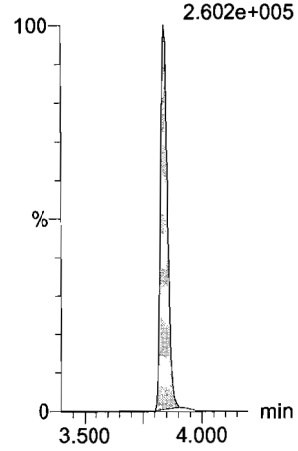

18O2-PFHxS



Dataset: U:\Q4.PRO\results\171130M2\171130M2-CRV.qld

Last Altered: Friday, December 01, 2017 11:25:53 Pacific Standard Time
Printed: Friday, December 01, 2017 11:35:16 Pacific Standard Time

Name: 171130M2_5, Date: 01-Dec-2017, Time: 01:22:02, ID: ST171130M2-5 PFC CS2 17K2809, Description: PFC CS2 17K2809

6:2 FTS

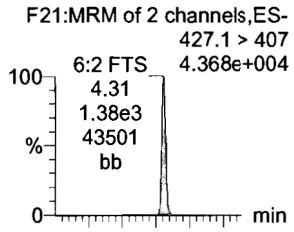

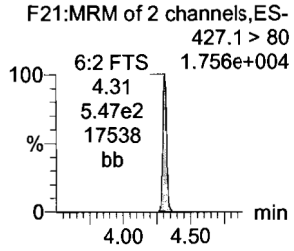

L-PFOA

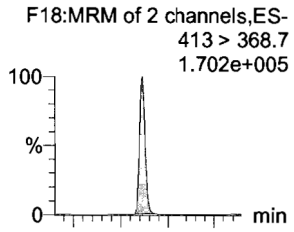

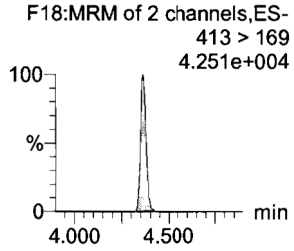

PFHpS

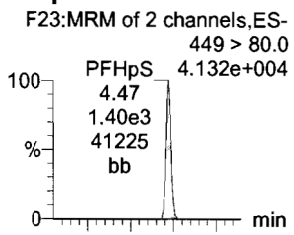

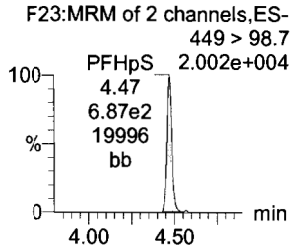

PFNA

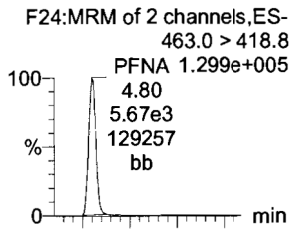

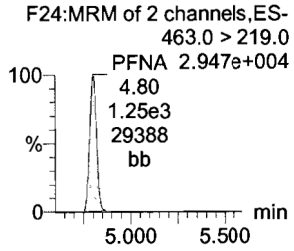

PFOSA

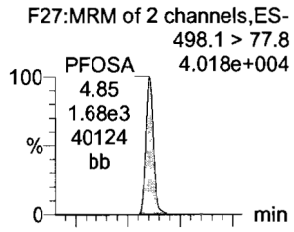

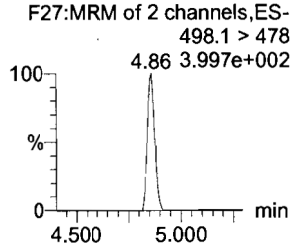

L-PFOS

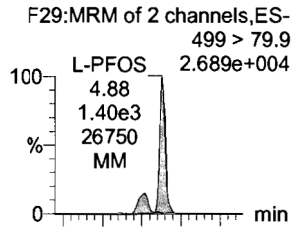

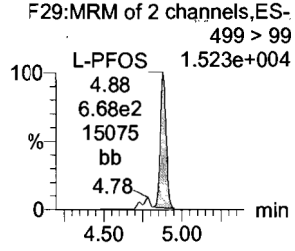

13C2-6:2 FTS

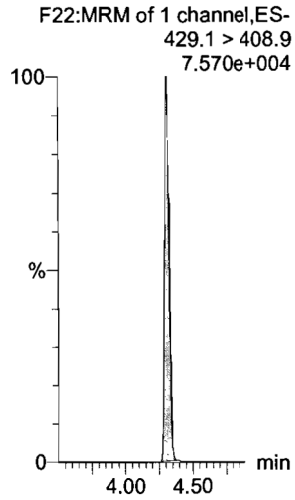

13C2-PFOA

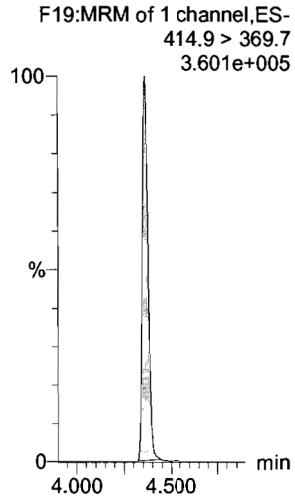

13C3-PFBS

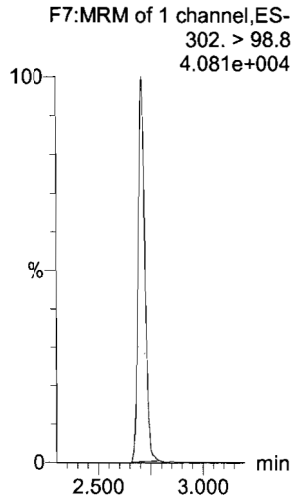

13C5-PFNA

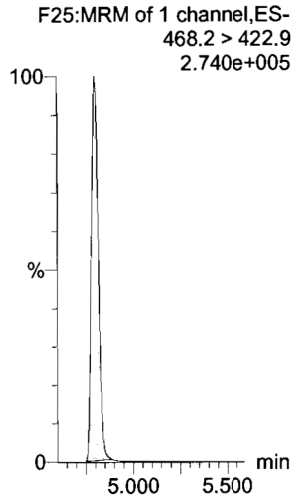

13C8-PFOSA

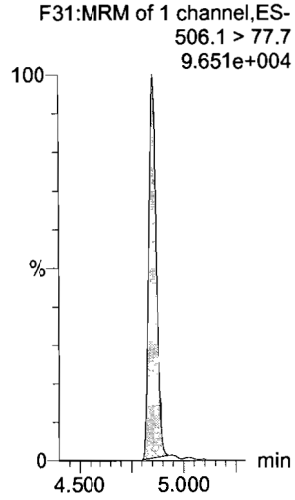

13C8-PFOS

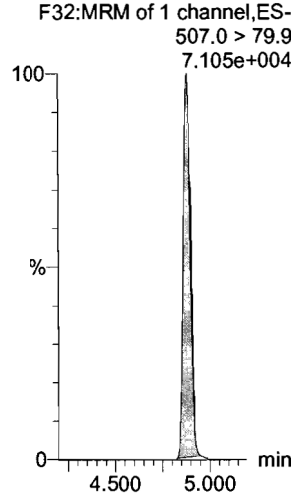

Dataset: U:\Q4.PRO\results\171130M2\171130M2-CRV.qld

Last Altered: Friday, December 01, 2017 11:25:53 Pacific Standard Time
Printed: Friday, December 01, 2017 11:35:16 Pacific Standard Time

Name: 171130M2_5, Date: 01-Dec-2017, Time: 01:22:02, ID: ST171130M2-5 PFC CS2 17K2809, Description: PFC CS2 17K2809

PFDA

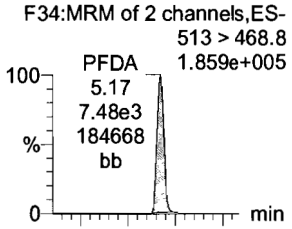

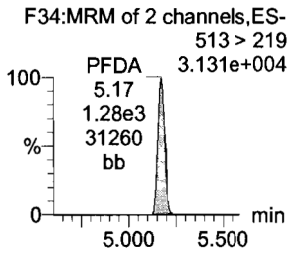

8:2 FTS

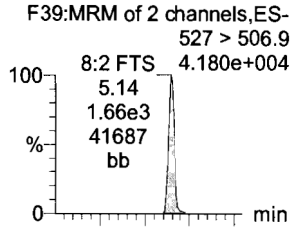

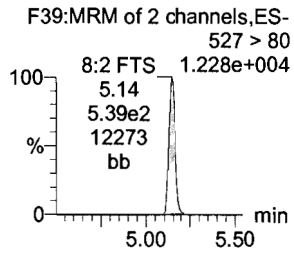

N-MeFOSAA

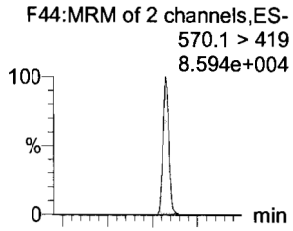

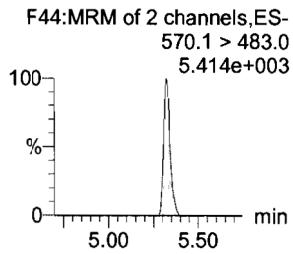

N-EtFOSAA

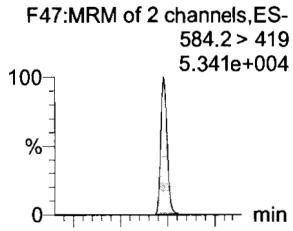

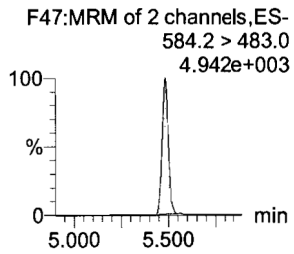

PFUdA

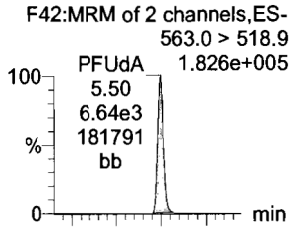

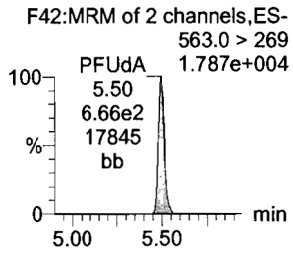

PFDS

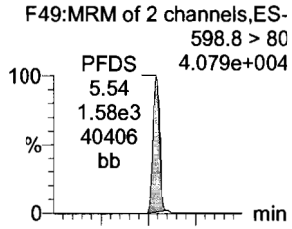

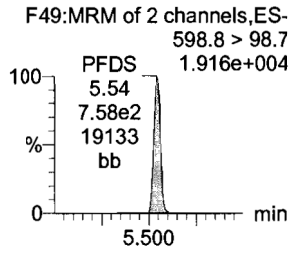

13C2-PFDA

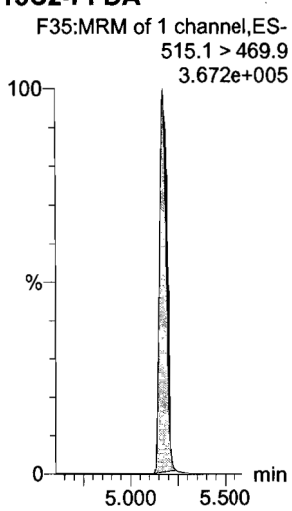

13C2-8:2 FTS

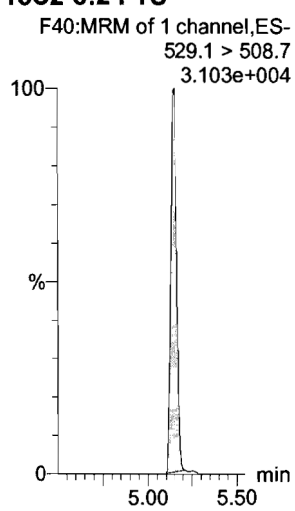

d3-N-MeFOSAA

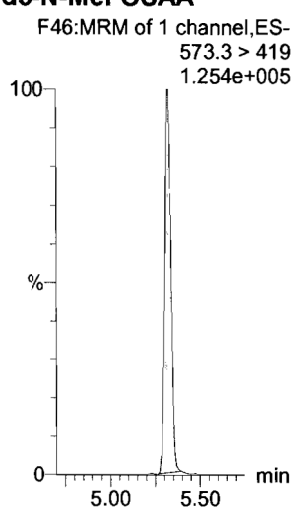

d5-N-EtFOSAA

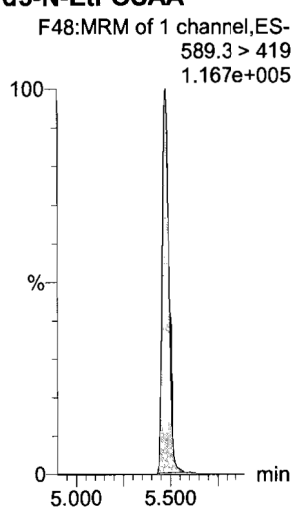

13C2-PFUdA

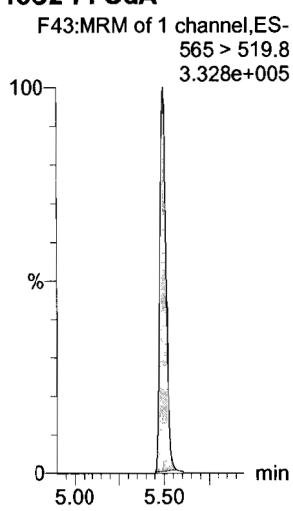

13C2-PFUdA

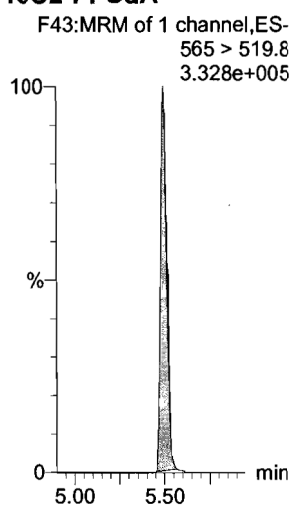

Dataset: U:\Q4.PRO\results\171130M2\171130M2-CRV.qld

Last Altered: Friday, December 01, 2017 11:25:53 Pacific Standard Time
Printed: Friday, December 01, 2017 11:35:16 Pacific Standard Time

Name: 171130M2_5, Date: 01-Dec-2017, Time: 01:22:02, ID: ST171130M2-5 PFC CS2 17K2809, Description: PFC CS2 17K2809

PFDoA

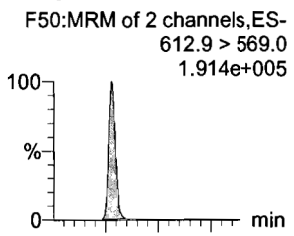

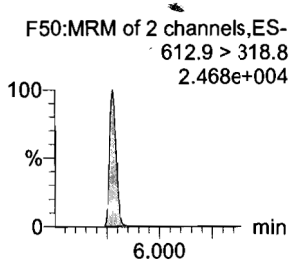

N-MeFOSA

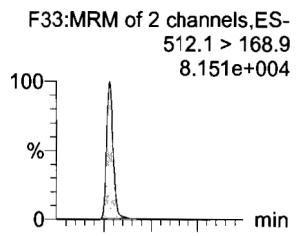

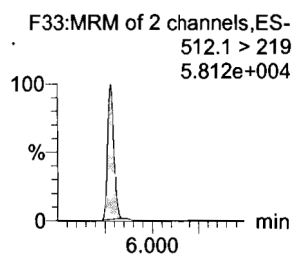

PFTrDA

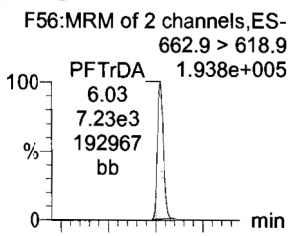

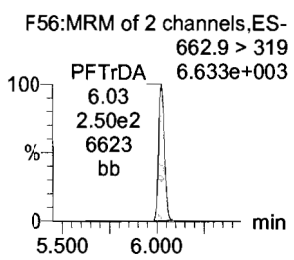

PFTeDA

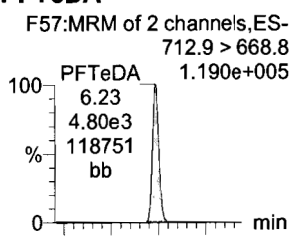

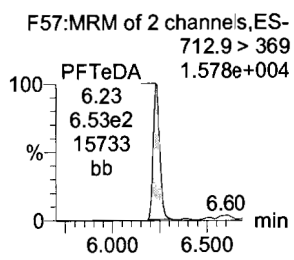

N-EtFOSA

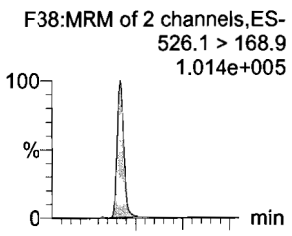

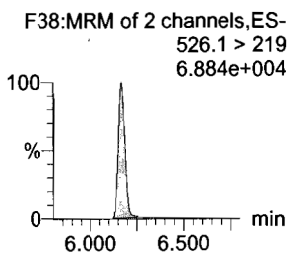

PFHxDA

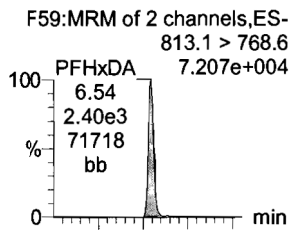

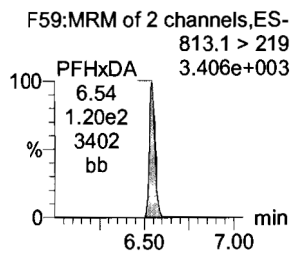

13C2-PFDoA



d3-N-MeFOSA

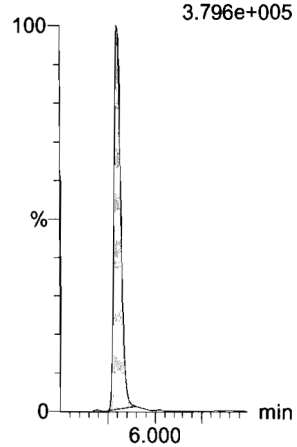

13C2-PFTeDA

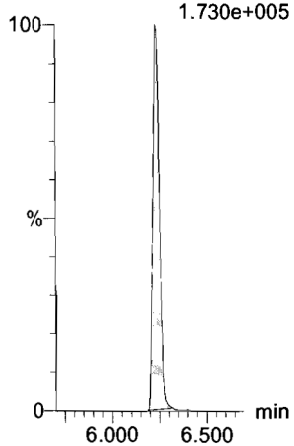

13C2-PFTeDA

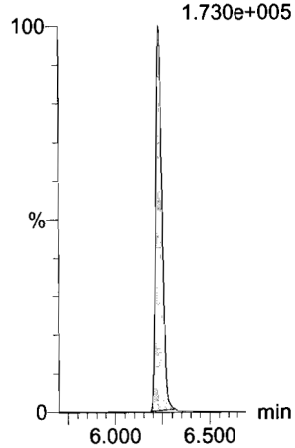

d5-N-ETFOSA

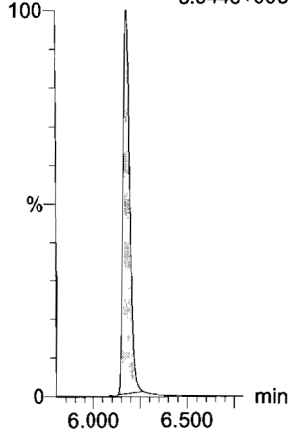

13C2-PFHxDA

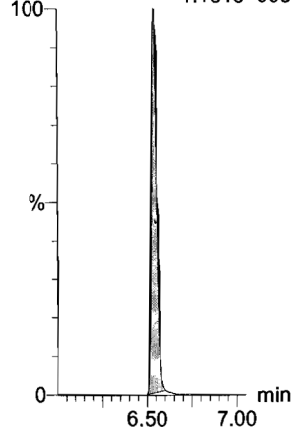

Dataset: U:\Q4.PRO\results\171130M2\171130M2-CRV.qld

Last Altered: Friday, December 01, 2017 11:25:53 Pacific Standard Time
Printed: Friday, December 01, 2017 11:35:16 Pacific Standard Time

Name: 171130M2_5, Date: 01-Dec-2017, Time: 01:22:02, ID: ST171130M2-5 PFC CS2 17K2809, Description: PFC CS2 17K2809

PFODA
F61:MRM of 1 channel,ES-
913.1 > 868.8
1.023e+005
PFODA
6.76
2.79e3
101098
bb

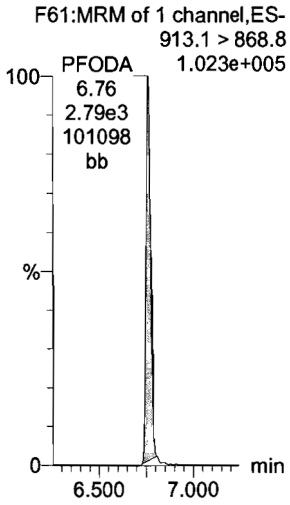

N-MeFOSE
F52:MRM of 1 channel,ES-
616.1 > 58.9
7.779e+004

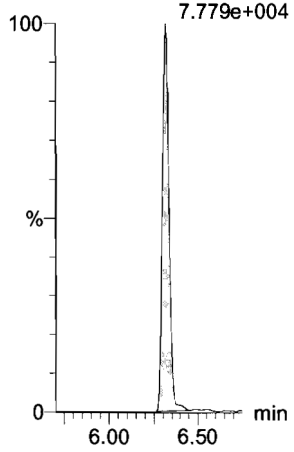

N-EtFOSE
F54:MRM of 1 channel,ES-
630.1 > 58.9
1.173e+005

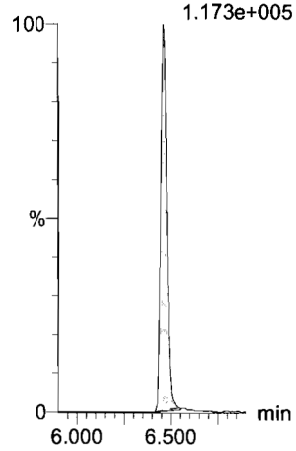

13C4-PFBA
F3:MRM of 1 channel,ES-
217. > 171.8
1.450e+005

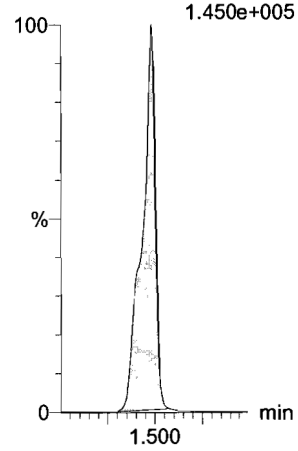

13C5-PFHxA
F10:MRM of 1 channel,ES-
318 > 272.9
5.291e+005

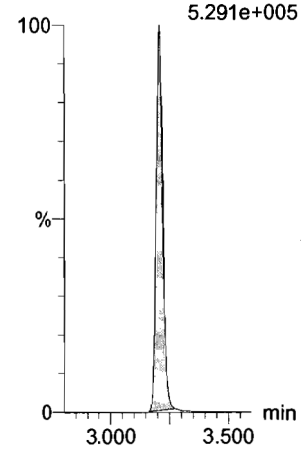

13C3-PFHxS
F16:MRM of 1 channel,ES-
401.9 > 79.9
8.696e+004

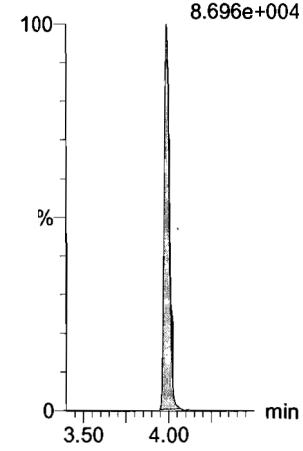

13C2-PFHxDA
F60:MRM of 1 channel,ES-
815 > 769.7
1.131e+005

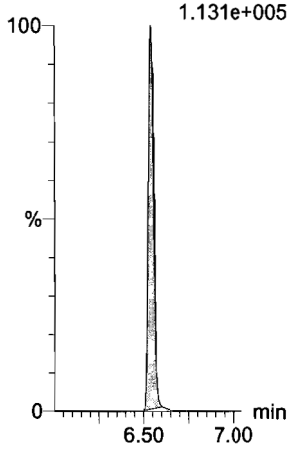

d7-N-MeFOSE
F53:MRM of 1 channel,ES-
623.1 > 58.9
5.678e+005

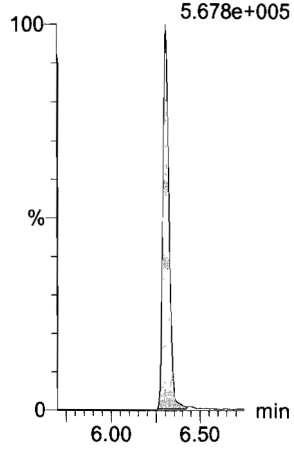

d9-N-EtFOSE
F55:MRM of 1 channel,ES-
639.2 > 58.8
5.710e+005

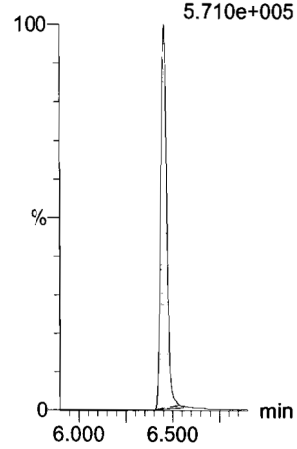

13C8-PFOA
F20:MRM of 1 channel,ES-
421.3 > 376
3.456e+005

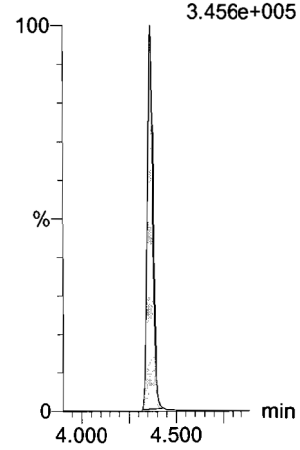

13C9-PFNA
F26:MRM of 1 channel,ES-
472.2 > 426.9
2.830e+005

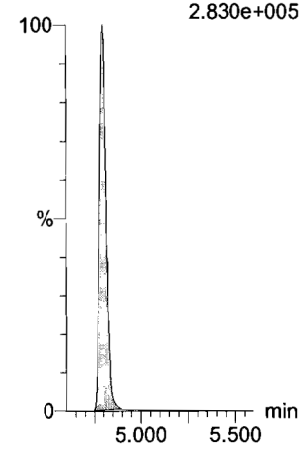

13C4-PFOS
F30:MRM of 1 channel,ES-
503 > 79.9
8.906e+004

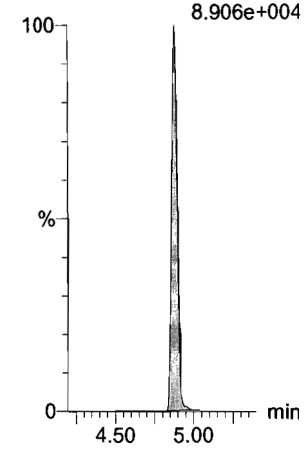

Dataset: U:\Q4.PRO\results\171130M2\171130M2-CRV.qld

Last Altered: Friday, December 01, 2017 11:25:53 Pacific Standard Time
Printed: Friday, December 01, 2017 11:35:16 Pacific Standard Time

Name: 171130M2_5, Date: 01-Dec-2017, Time: 01:22:02, ID: ST171130M2-5 PFC CS2 17K2809, Description: PFC CS2 17K2809

13C6-PFDA

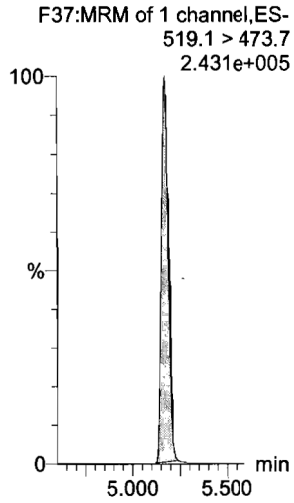

13C7-PFUdA

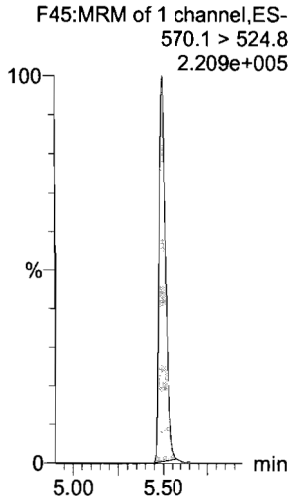

Dataset: U:\Q4.PRO\results\171130M2\171130M2-CRV.qld

Last Altered: Friday, December 01, 2017 11:25:53 Pacific Standard Time
Printed: Friday, December 01, 2017 11:35:16 Pacific Standard Time

Name: 171130M2_6, Date: 01-Dec-2017, Time: 01:33:13, ID: ST171130M2-6 PFC CS3 17K2810, Description: PFC CS3 17K2810

PFBA

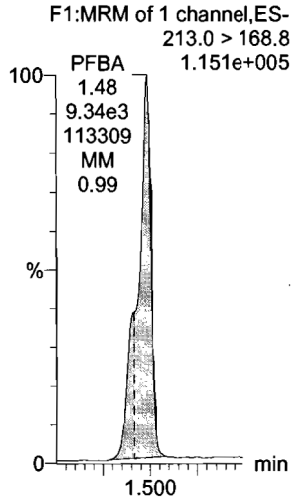

PFPeA

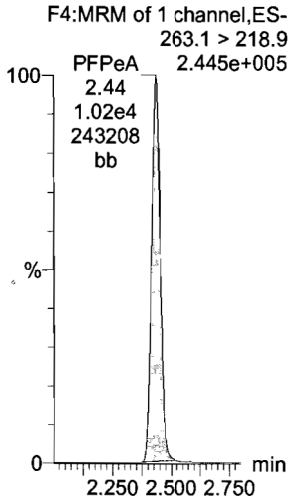

PFBS

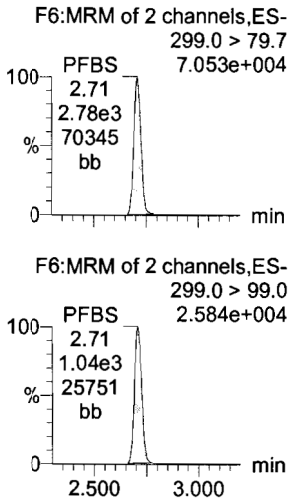

PFHxA

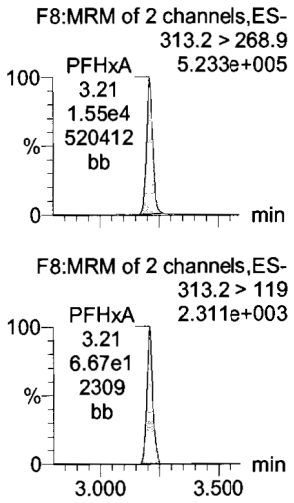

PFHpA

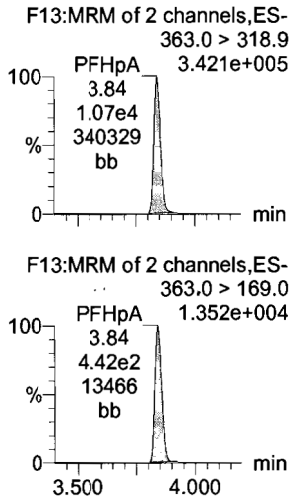

L-PFHxS

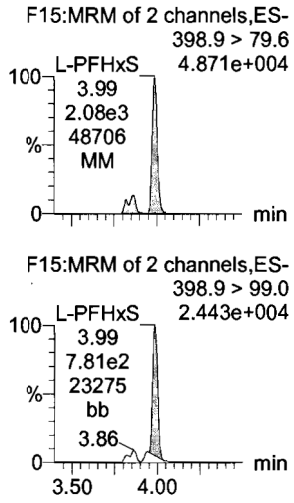

13C3-PFBA

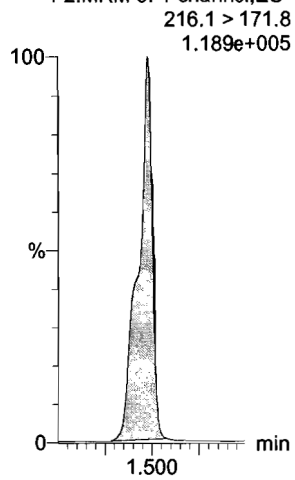

13C3-PFPeA

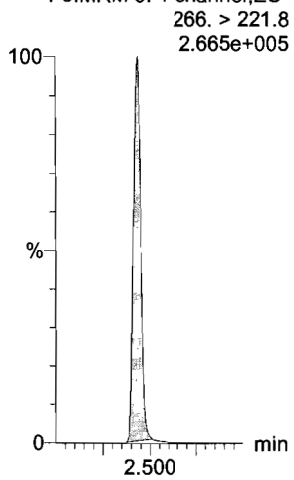

13C3-PFBS

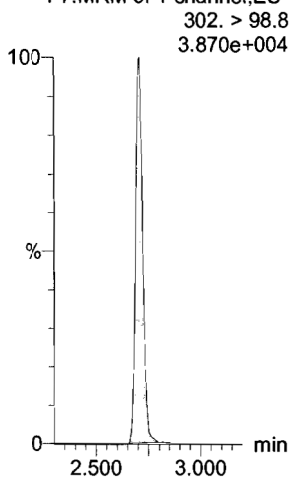

13C2-PFHxA

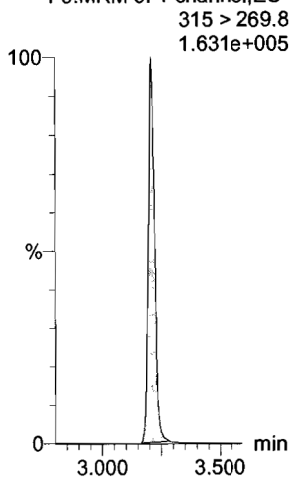

13C4-PFHpA

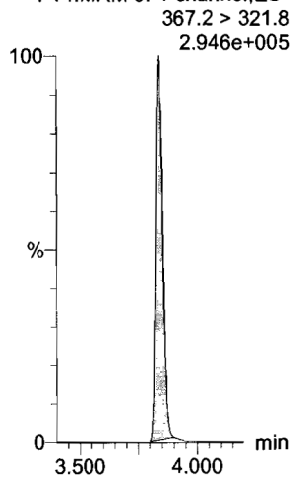

18O2-PFHxS

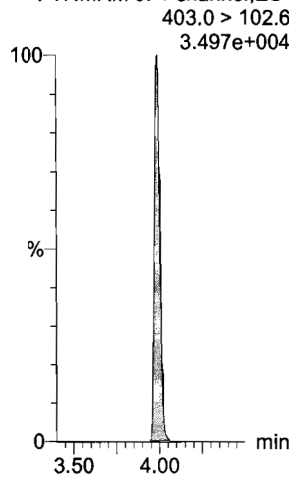

Dataset: U:\Q4.PRO\results\171130M2\171130M2-CRV.qld

Last Altered: Friday, December 01, 2017 11:25:53 Pacific Standard Time
Printed: Friday, December 01, 2017 11:35:16 Pacific Standard Time

Name: 171130M2_6, Date: 01-Dec-2017, Time: 01:33:13, ID: ST171130M2-6 PFC CS3 17K2810, Description: PFC CS3 17K2810

6:2 FTS

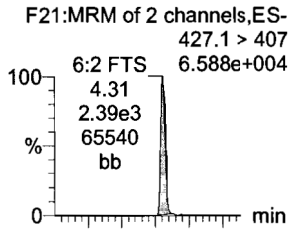

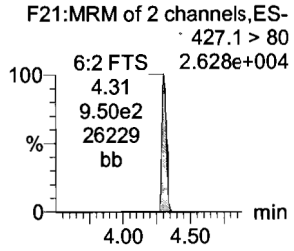

L-PFOA

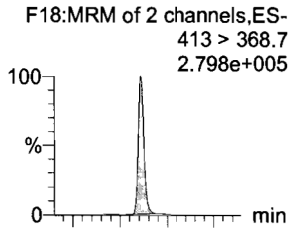

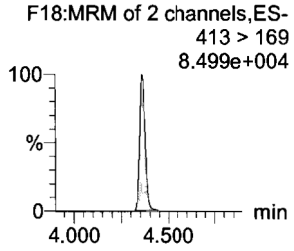

PFHpS

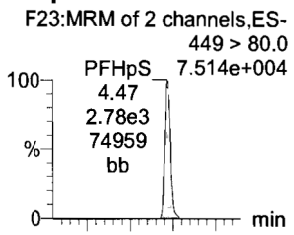

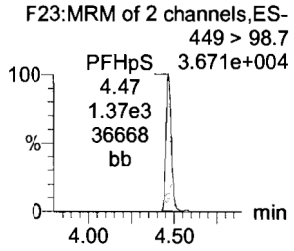

PFNA

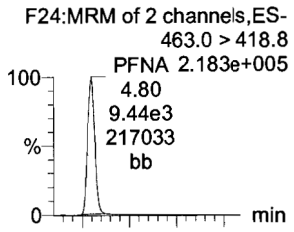

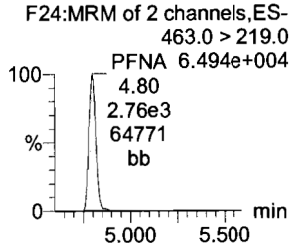

PFOSA

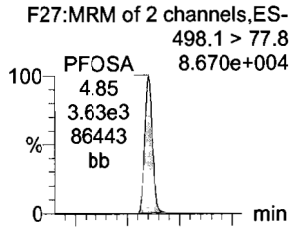

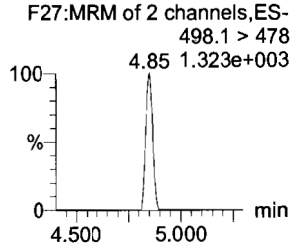

L-PFOS

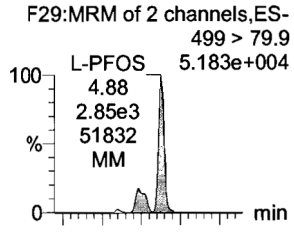

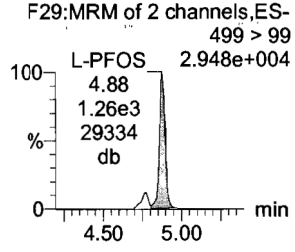

13C2-6:2 FTS

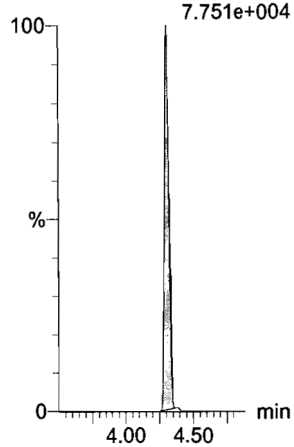

13C2-PFOA

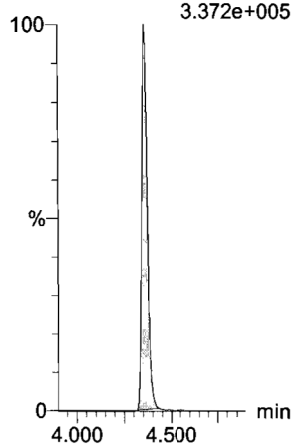

13C3-PFBS

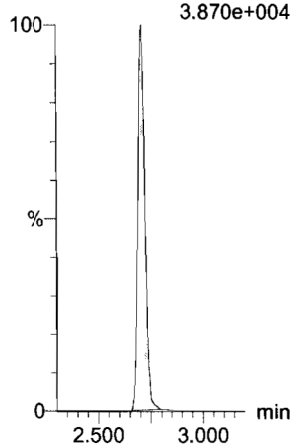

13C5-PFNA

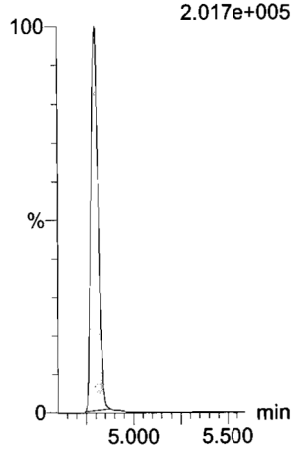

13C8-PFOSA

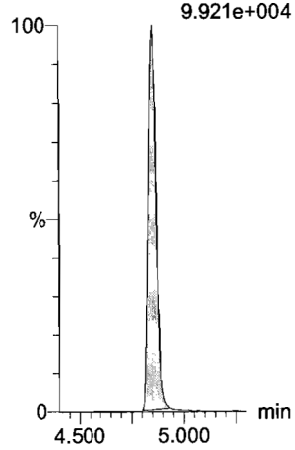

13C8-PFOS

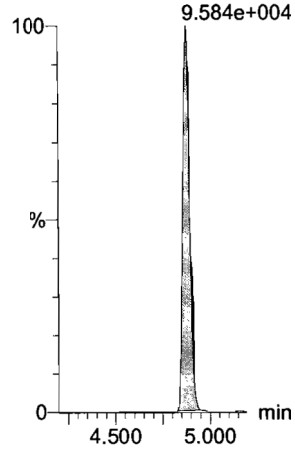

Dataset: U:\Q4.PRO\results\171130M2\171130M2-CRV.qld

Last Altered: Friday, December 01, 2017 11:25:53 Pacific Standard Time
Printed: Friday, December 01, 2017 11:35:16 Pacific Standard Time

Name: 171130M2_6, Date: 01-Dec-2017, Time: 01:33:13, ID: ST171130M2-6 PFC CS3 17K2810, Description: PFC CS3 17K2810

PFDA

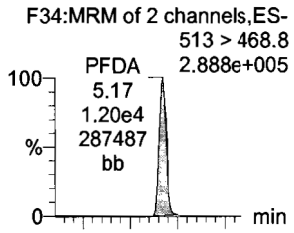

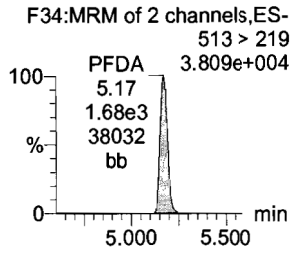

8:2 FTS

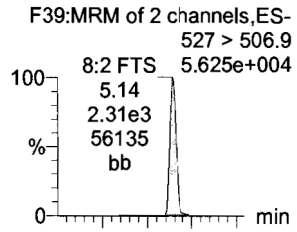

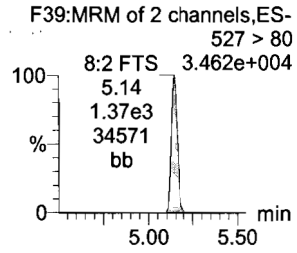

N-MeFOSAA

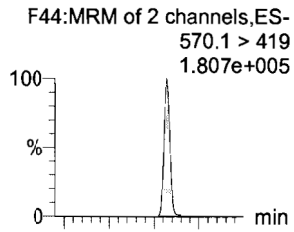

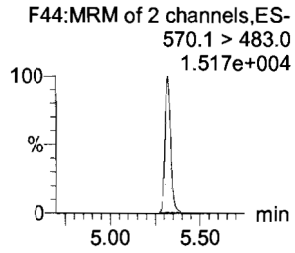

N-EtFOSAA

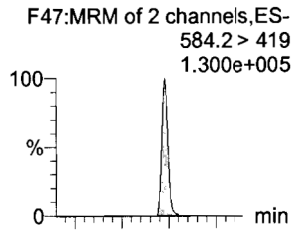

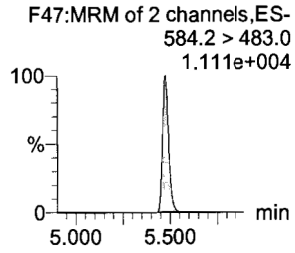

PFUdA

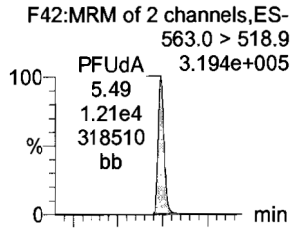

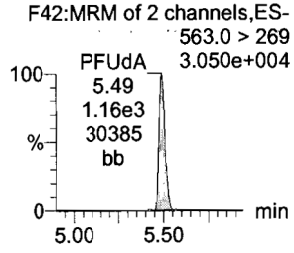

PFDS

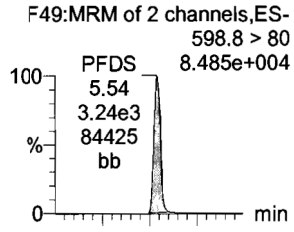

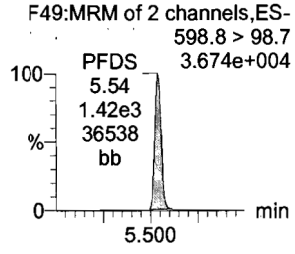

13C2-PFDA

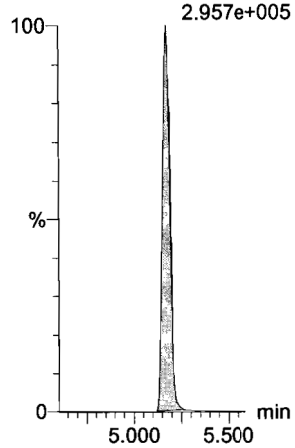

13C2-8:2 FTS

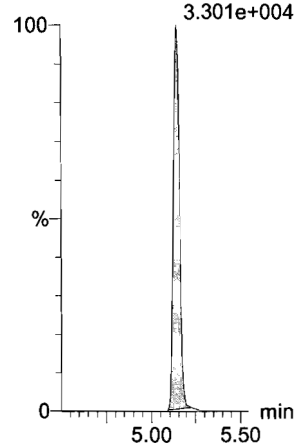

d3-N-MeFOSAA

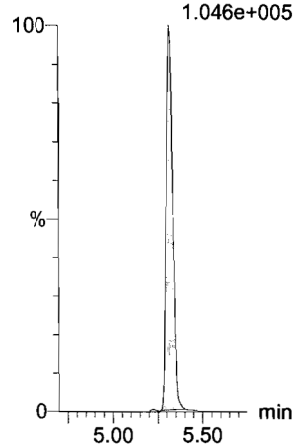

d5-N-EtFOSAA

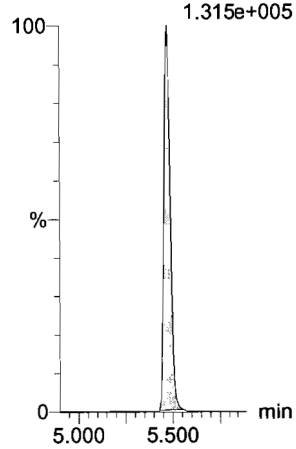

13C2-PFUdA

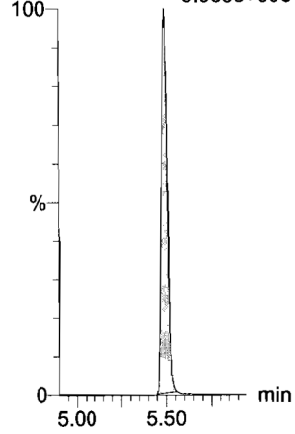

13C2-PFUdA

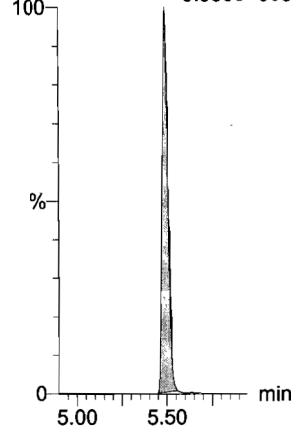

Dataset: U:\Q4.PRO\results\171130M2\171130M2-CRV.qld

Last Altered: Friday, December 01, 2017 11:25:53 Pacific Standard Time
Printed: Friday, December 01, 2017 11:35:16 Pacific Standard Time

Name: 171130M2_6, Date: 01-Dec-2017, Time: 01:33:13, ID: ST171130M2-6 PFC CS3 17K2810, Description: PFC CS3 17K2810

PFDoA

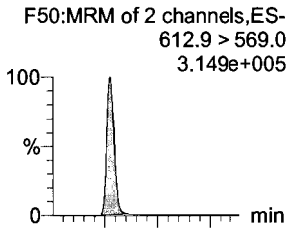

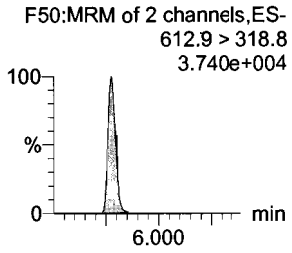

N-MeFOSA

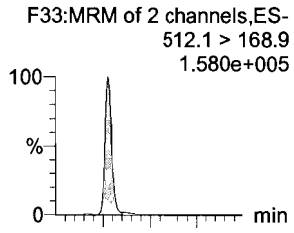

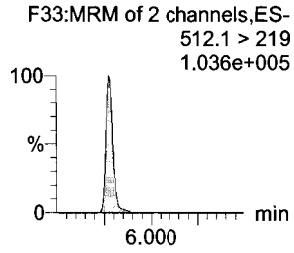

PFTrDA

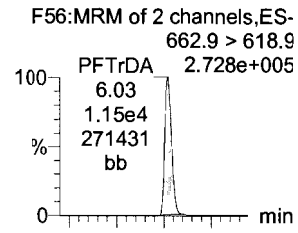

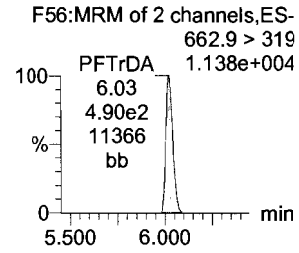

PFTeDA

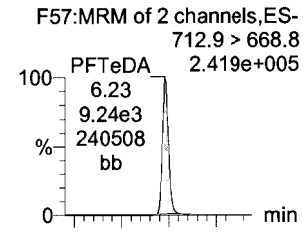

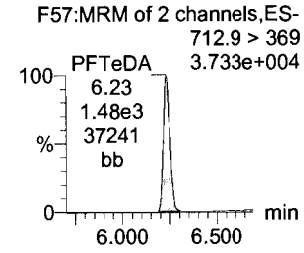

N-EtFOSA

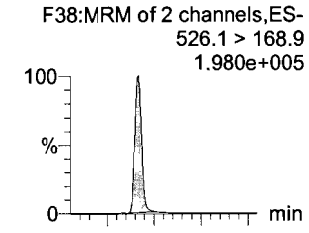

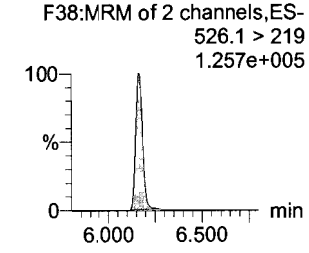

PFHxDA

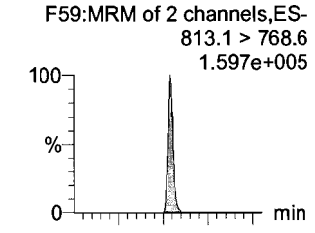

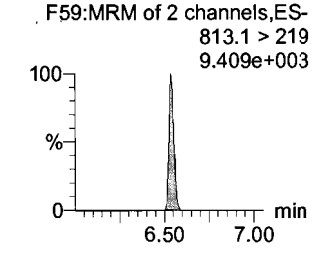

13C2-PFDoA



d3-N-MeFOSA

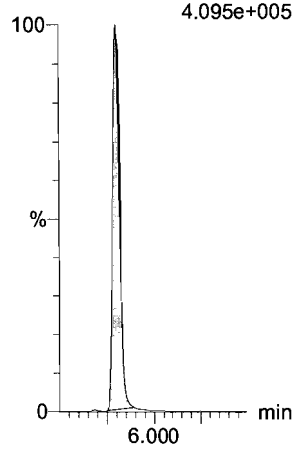

13C2-PFTeDA

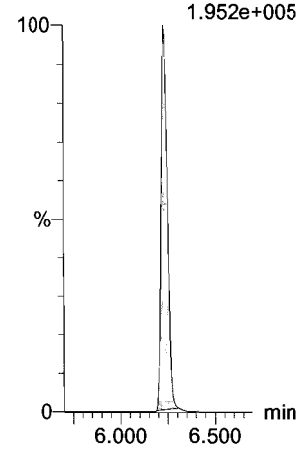

13C2-PFTeDA

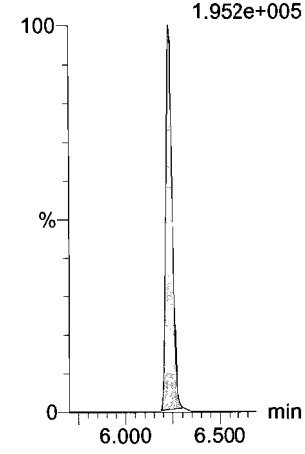

d5-N-ETFOSA

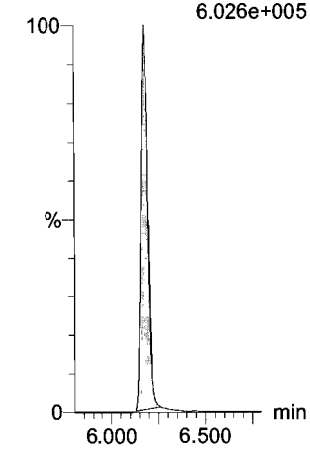

13C2-PFHxDA

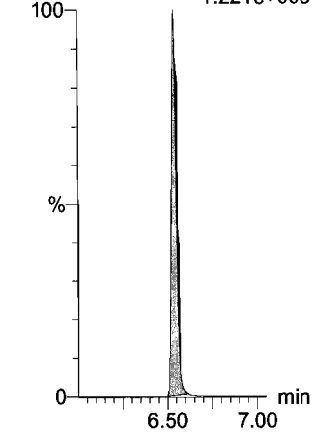

Dataset: U:\Q4.PRO\results\171130M2\171130M2-CRV.qld

Last Altered: Friday, December 01, 2017 11:25:53 Pacific Standard Time
Printed: Friday, December 01, 2017 11:35:16 Pacific Standard Time

Name: 171130M2_6, Date: 01-Dec-2017, Time: 01:33:13, ID: ST171130M2-6 PFC CS3 17K2810, Description: PFC CS3 17K2810

PFODA

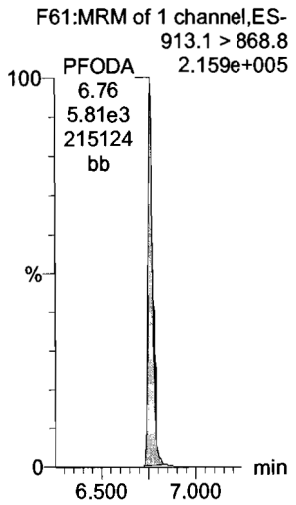

N-MeFOSE

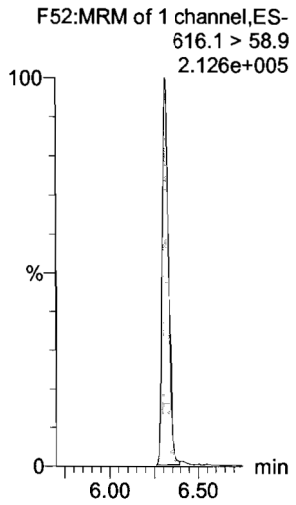

N-EtFOSE

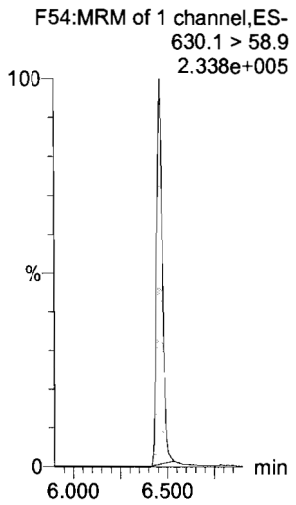

13C4-PFBA

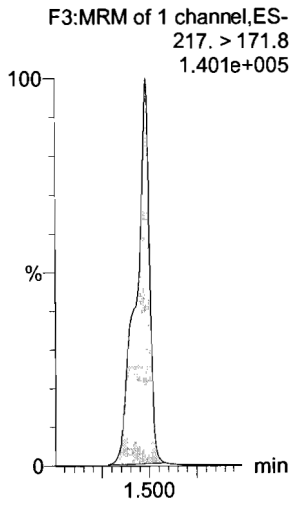

13C5-PFHxA

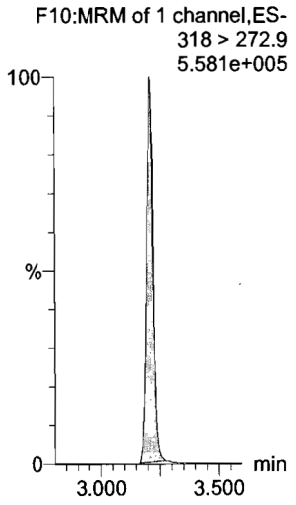

13C3-PFHxS

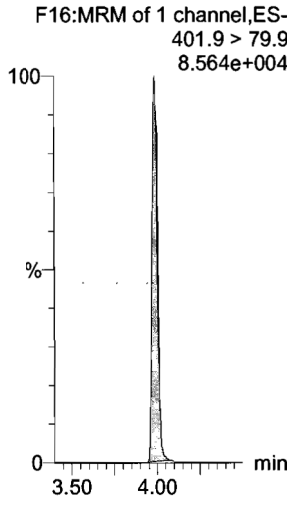

13C2-PFHxDA

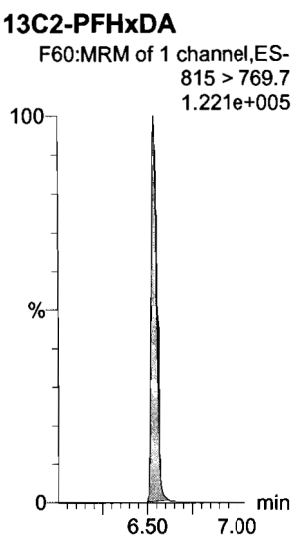

d7-N-MeFOSE

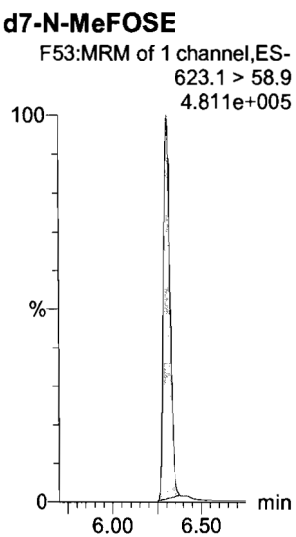

d9-N-EtFOSE

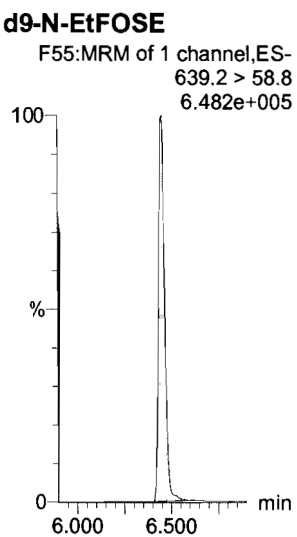

13C8-PFOA

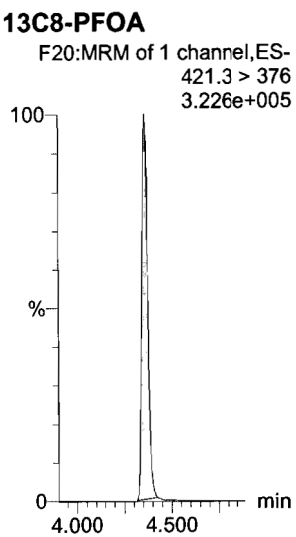

13C9-PFNA

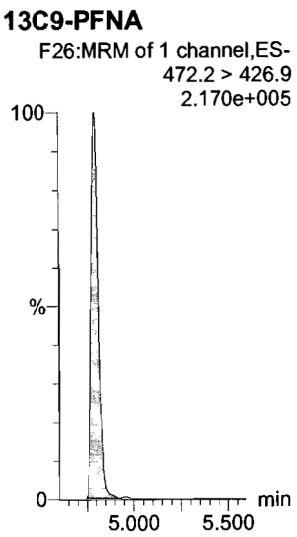

13C4-PFOS

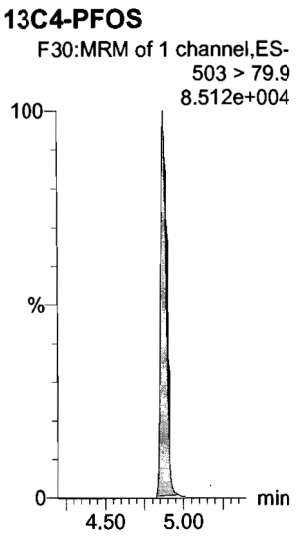

Dataset: U:\Q4.PRO\results\171130M2\171130M2-CRV.qld

Last Altered: Friday, December 01, 2017 11:25:53 Pacific Standard Time
Printed: Friday, December 01, 2017 11:35:16 Pacific Standard Time

Name: 171130M2_6, Date: 01-Dec-2017, Time: 01:33:13, ID: ST171130M2-6 PFC CS3 17K2810, Description: PFC CS3 17K2810

13C6-PFDA

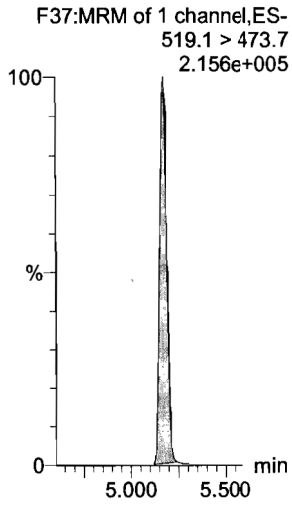

13C7-PFUdA

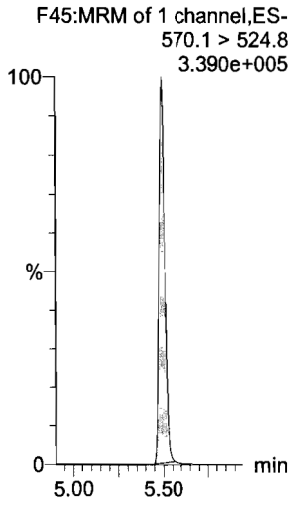

Dataset: U:\Q4.PRO\results\171130M2\171130M2-CRV.qld

Last Altered: Friday, December 01, 2017 11:25:53 Pacific Standard Time
Printed: Friday, December 01, 2017 11:35:16 Pacific Standard Time

Name: 171130M2_7, Date: 01-Dec-2017, Time: 01:44:24, ID: ST171130M2-7 PFC CS4 17K2811, Description: PFC CS4 17K2811

PFBA

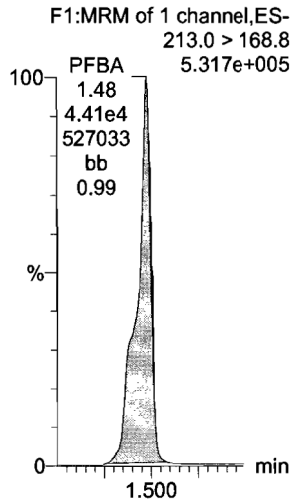

PFPeA

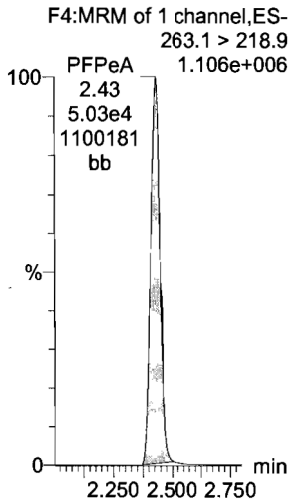

PFBS

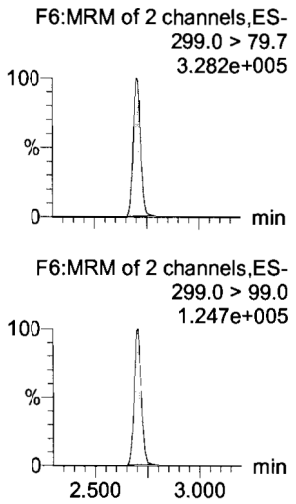

PFHxA

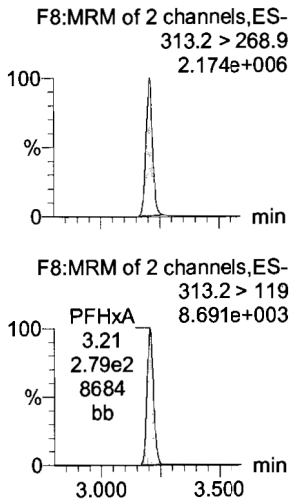

PFHpA

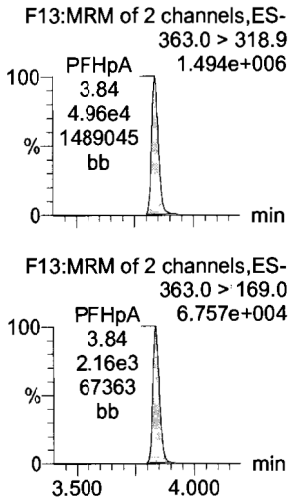

L-PFHxS

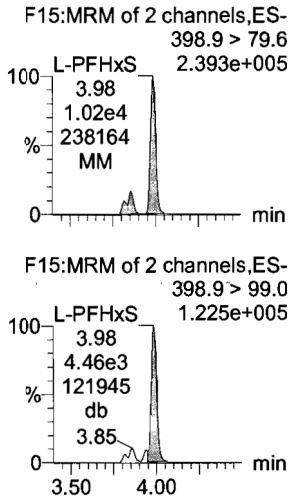

13C3-PFBA

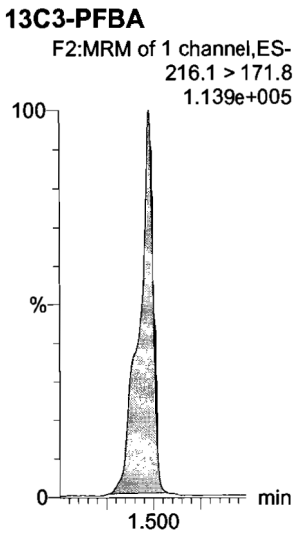

13C3-PFPeA

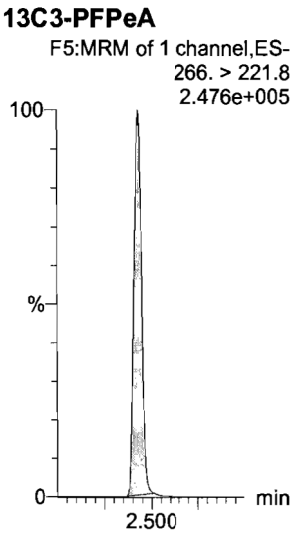

13C3-PFBS

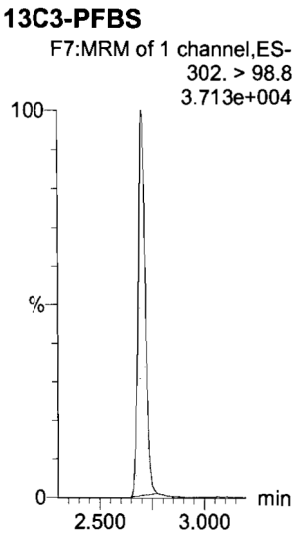

13C2-PFHxA

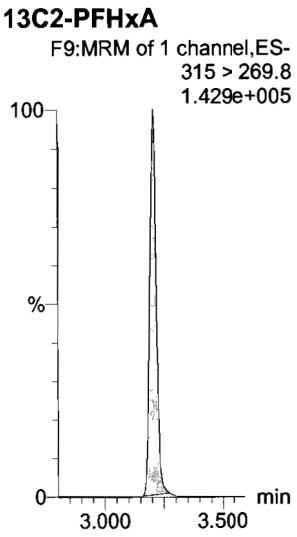

13C4-PFHpA

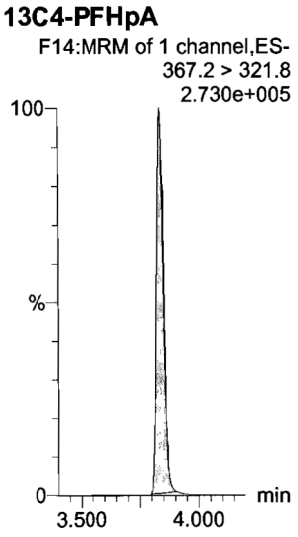

18O2-PFHxS

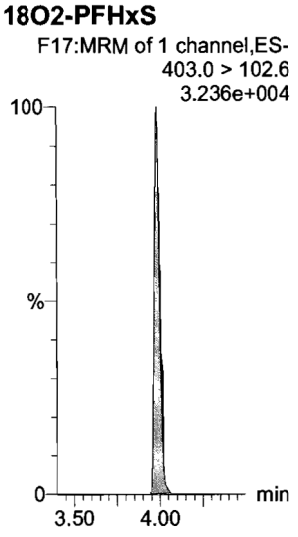

Dataset: U:\Q4.PRO\results\171130M2\171130M2-CRV.qld

Last Altered: Friday, December 01, 2017 11:25:53 Pacific Standard Time
Printed: Friday, December 01, 2017 11:35:16 Pacific Standard Time

Name: 171130M2_7, Date: 01-Dec-2017, Time: 01:44:24, ID: ST171130M2-7 PFC CS4 17K2811, Description: PFC CS4 17K2811

6:2 FTS

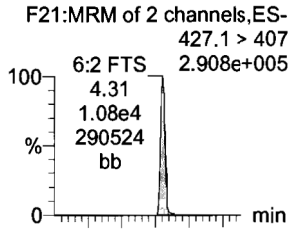

L-PFOA

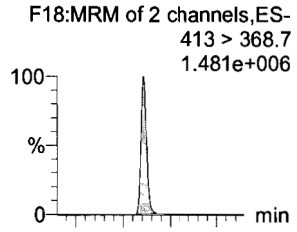

PFHpS

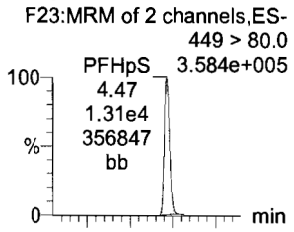

PFNA

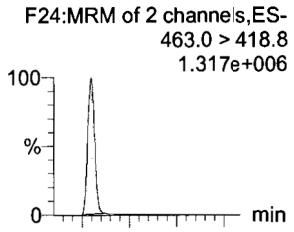

PFOSA

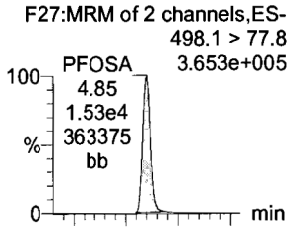

L-PFOS

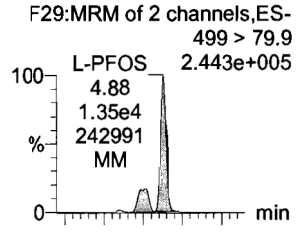

13C2-6:2 FTS

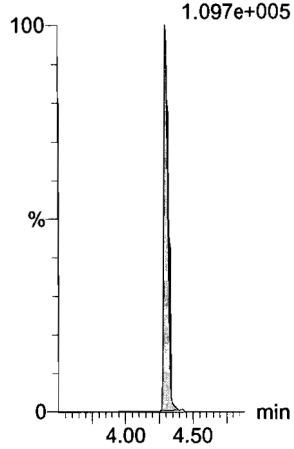

13C2-PFOA

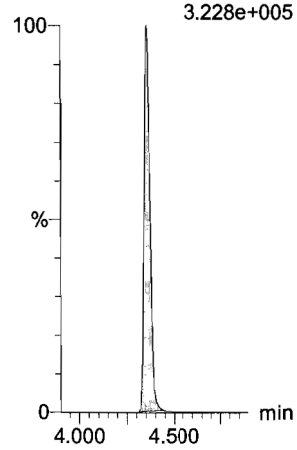

13C3-PFBS

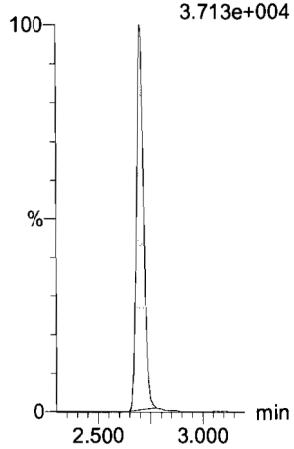

13C5-PFNA

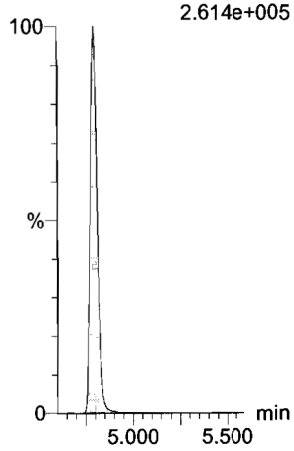

13C8-PFOSA

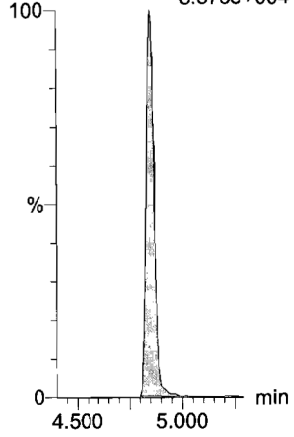

13C8-PFOS

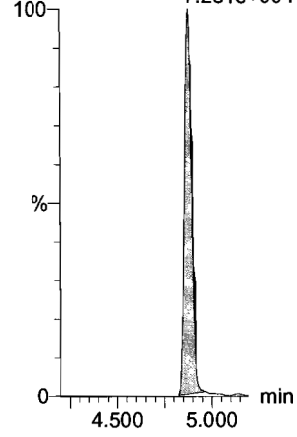

Dataset: U:\Q4.PRO\results\171130M2\171130M2-CRV.qld

Last Altered: Friday, December 01, 2017 11:25:53 Pacific Standard Time
Printed: Friday, December 01, 2017 11:35:16 Pacific Standard Time

Name: 171130M2_7, Date: 01-Dec-2017, Time: 01:44:24, ID: ST171130M2-7 PFC CS4 17K2811, Description: PFC CS4 17K2811

PFDA

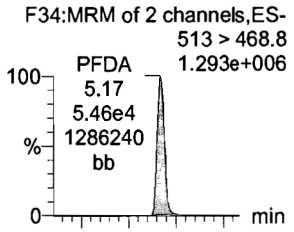

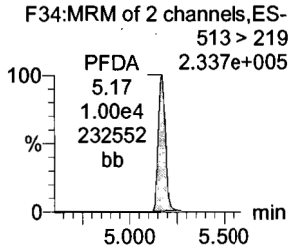

8:2 FTS

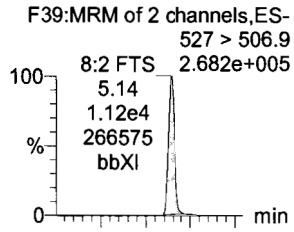

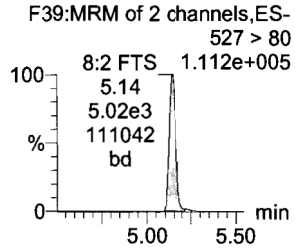

N-MeFOSAA

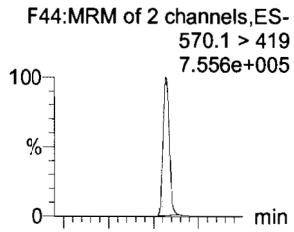

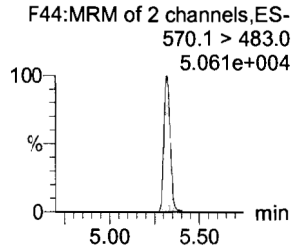

N-EtFOSAA

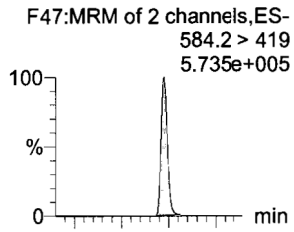

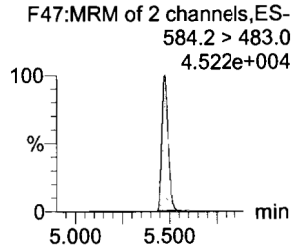

PFUdA

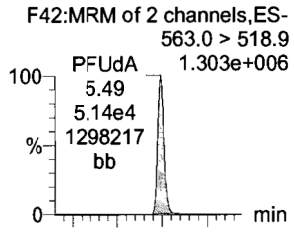

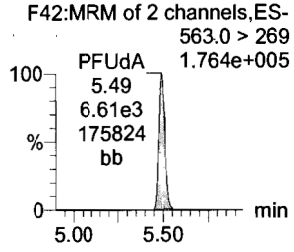

PFDS

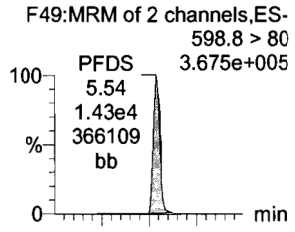

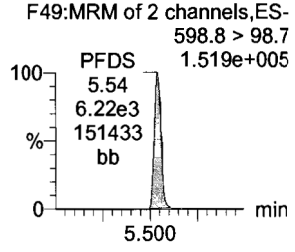

13C2-PFDA



13C2-8:2 FTS

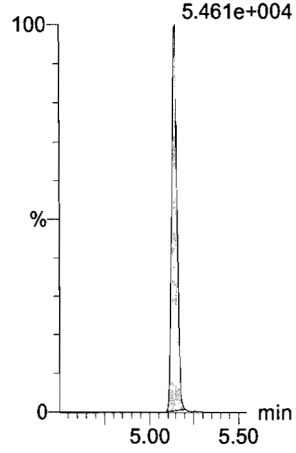

d3-N-MeFOSAA

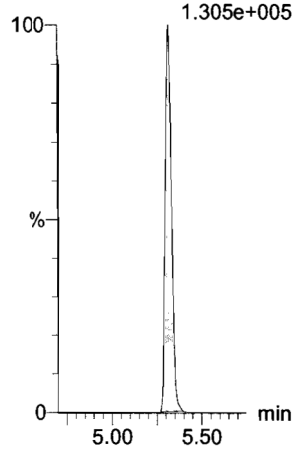

d5-N-EtFOSAA

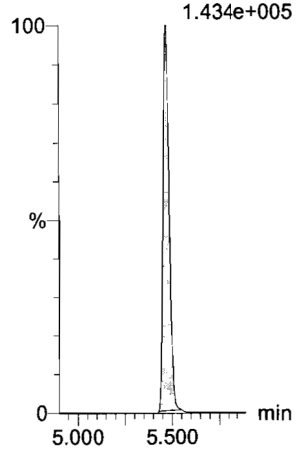

13C2-PFUdA

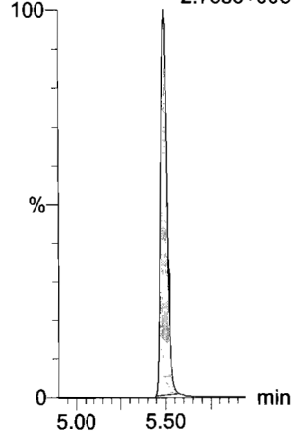

13C2-PFUdA

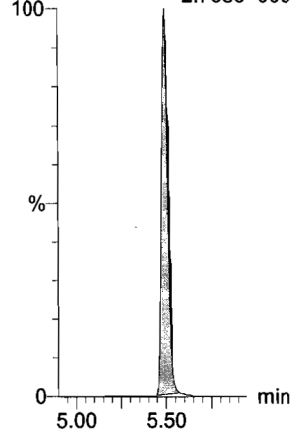

Dataset: U:\Q4.PRO\results\171130M2\171130M2-CRV.qld

Last Altered: Friday, December 01, 2017 11:25:53 Pacific Standard Time
Printed: Friday, December 01, 2017 11:35:16 Pacific Standard Time

Name: 171130M2_7, Date: 01-Dec-2017, Time: 01:44:24, ID: ST171130M2-7 PFC CS4 17K2811, Description: PFC CS4 17K2811

PFDoA

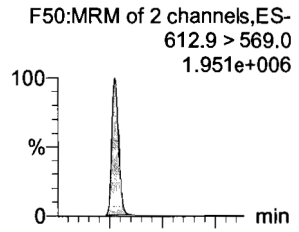

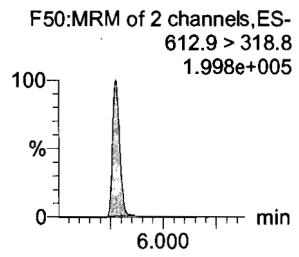

N-MeFOSA

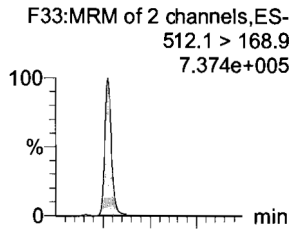

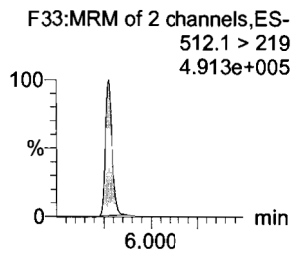

PFTrDA

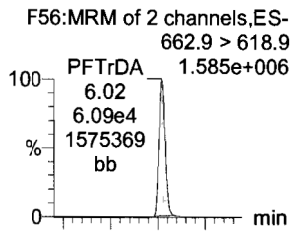

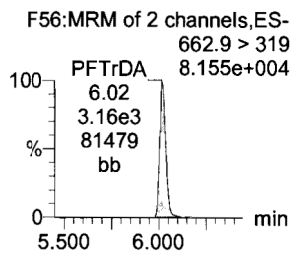

PFTeDA

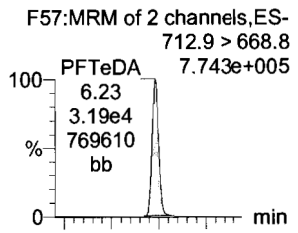

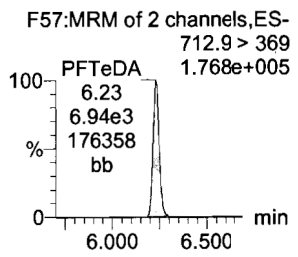

N-EtFOSA

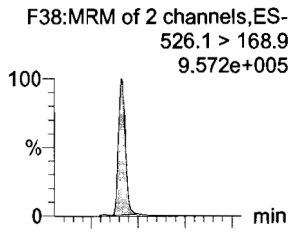

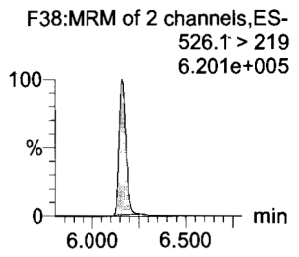

PFHxDA

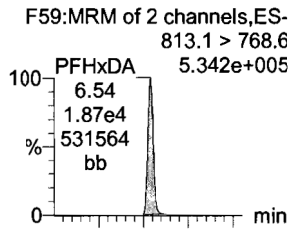

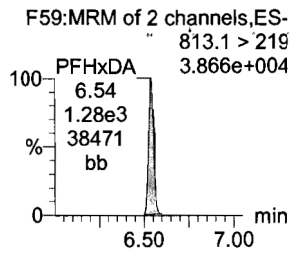

13C2-PFDoA

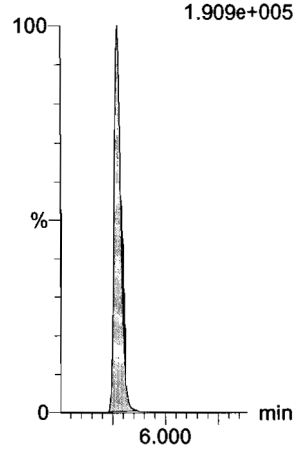

d3-N-MeFOSA

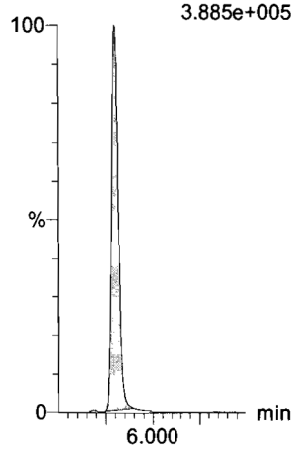

13C2-PFTeDA

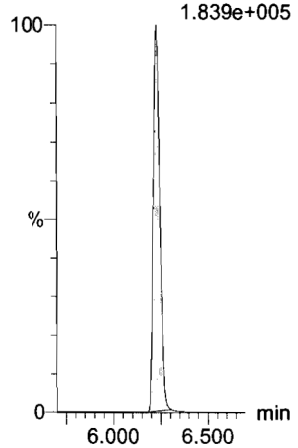

13C2-PFTeDA

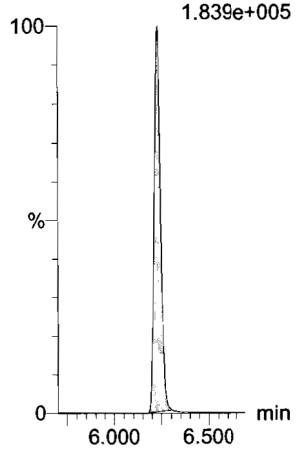

d5-N-ETFOSA

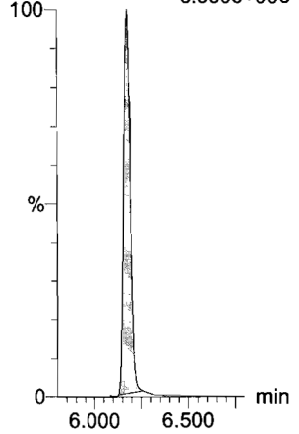

13C2-PFHxDA

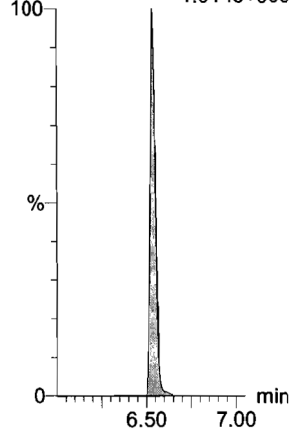

Dataset: U:\Q4.PRO\results\171130M2\171130M2-CRV.qld

Last Altered: Friday, December 01, 2017 11:25:53 Pacific Standard Time
Printed: Friday, December 01, 2017 11:35:16 Pacific Standard Time

Name: 171130M2_7, Date: 01-Dec-2017, Time: 01:44:24, ID: ST171130M2-7 PFC CS4 17K2811, Description: PFC CS4 17K2811

PFODA
F61:MRM of 1 channel,ES-
913.1 > 868.8
9.758e+005
PFODA
6.76
2.78e4
973152
bb



N-MeFOSE
F52:MRM of 1 channel,ES-
616.1 > 58.9
7.454e+005

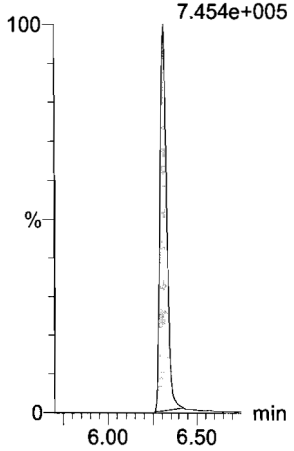

N-EtFOSE
F54:MRM of 1 channel,ES-
630.1 > 58.9
1.050e+006

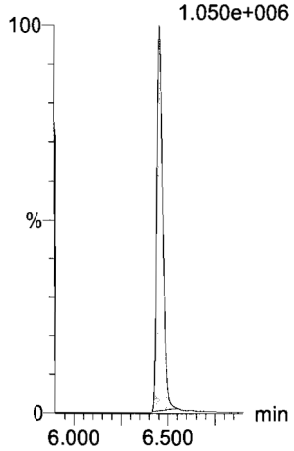

13C4-PFBA
F3:MRM of 1 channel,ES-
217. > 171.8
1.300e+005

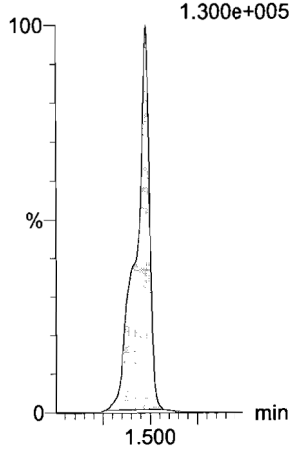

13C5-PFHxA
F10:MRM of 1 channel,ES-
318 > 272.9
4.693e+005

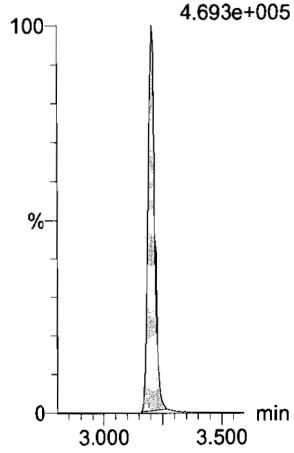

13C3-PFHxS
F16:MRM of 1 channel,ES-
401.9 > 79.9
8.370e+004

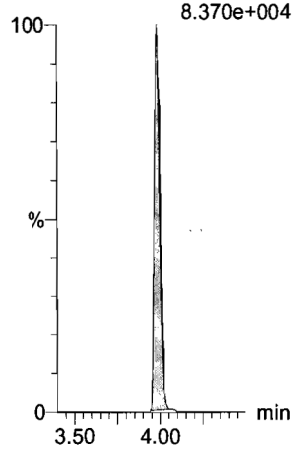

13C2-PFHxDA
F60:MRM of 1 channel,ES-
815 > 769.7
1.014e+005

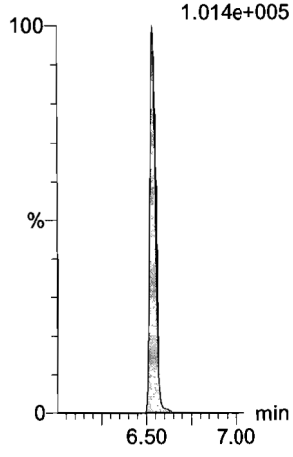

d7-N-MeFOSE
F53:MRM of 1 channel,ES-
623.1 > 58.9
5.243e+005

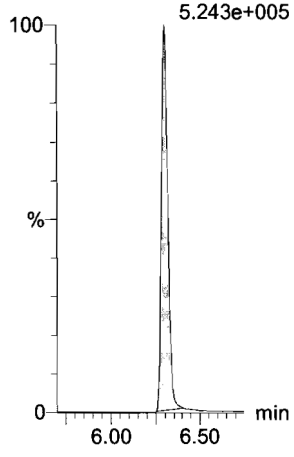

d9-N-EtFOSE
F55:MRM of 1 channel,ES-
639.2 > 58.8
5.302e+005

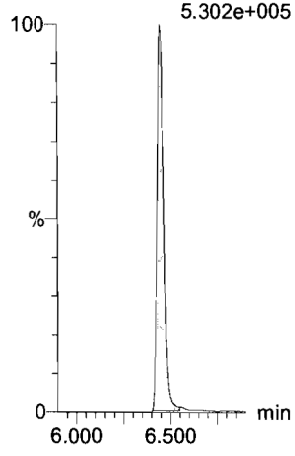

13C8-PFOA
F20:MRM of 1 channel,ES-
421.3 > 376
2.746e+005

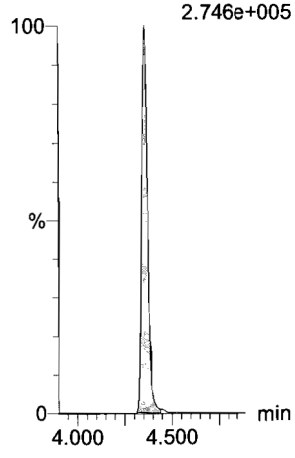

13C9-PFNA
F26:MRM of 1 channel,ES-
472.2 > 426.9
2.991e+005

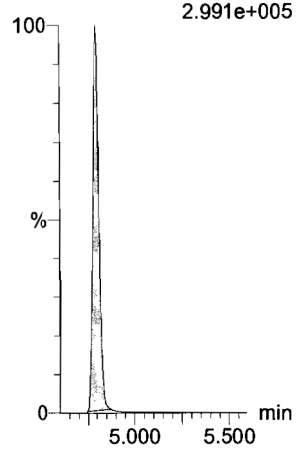

13C4-PFOS
F30:MRM of 1 channel,ES-
503 > 79.9
7.473e+004

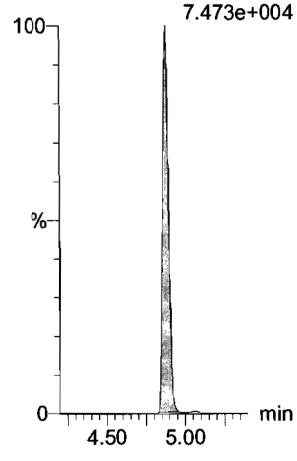

Dataset: U:\Q4.PRO\results\171130M2\171130M2-CRV.qld

Last Altered: Friday, December 01, 2017 11:25:53 Pacific Standard Time
Printed: Friday, December 01, 2017 11:35:16 Pacific Standard Time

Name: 171130M2_7, Date: 01-Dec-2017, Time: 01:44:24, ID: ST171130M2-7 PFC CS4 17K2811, Description: PFC CS4 17K2811

13C6-PFDA

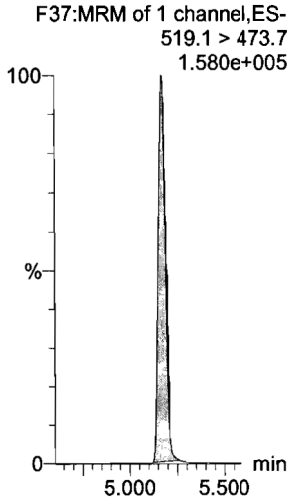

13C7-PFUdA

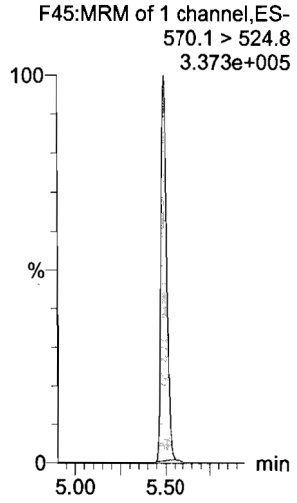

Dataset: U:\Q4.PRO\results\171130M2\171130M2-CRV.qld

Last Altered: Friday, December 01, 2017 11:25:53 Pacific Standard Time
Printed: Friday, December 01, 2017 11:35:16 Pacific Standard Time

Name: 171130M2_8, Date: 01-Dec-2017, Time: 01:55:35, ID: ST171130M2-8 PFC CS5 17K2812, Description: PFC CS5 17K2812

PFBA

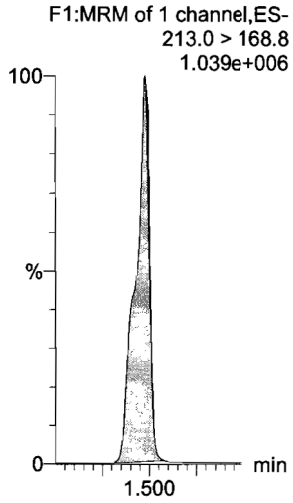

PFPeA

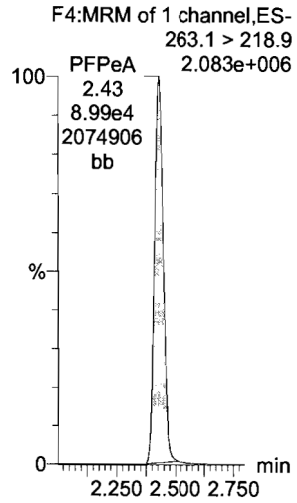

PFBS

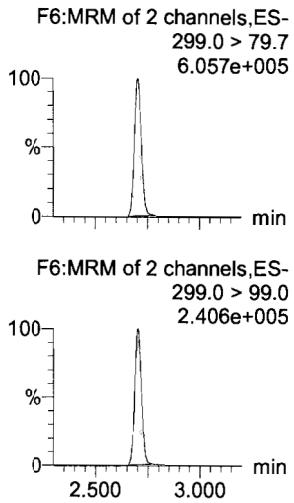

PFHxA

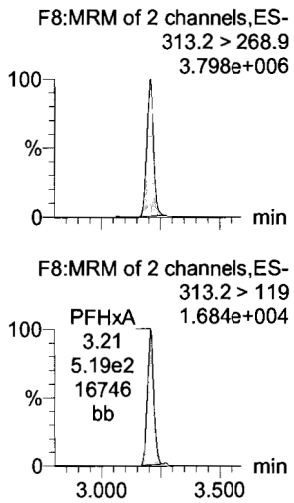

PFHpA

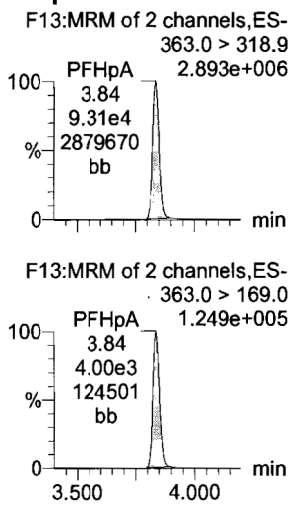

L-PFHxS

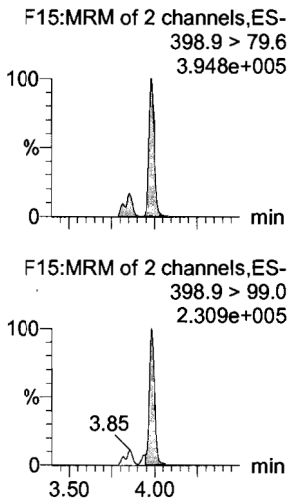

13C3-PFBA

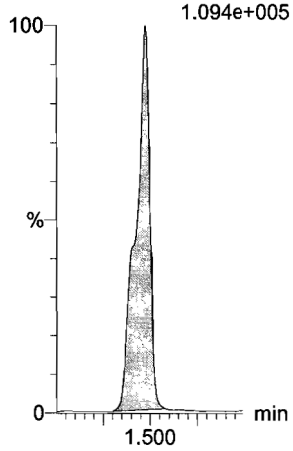

13C3-PFPeA

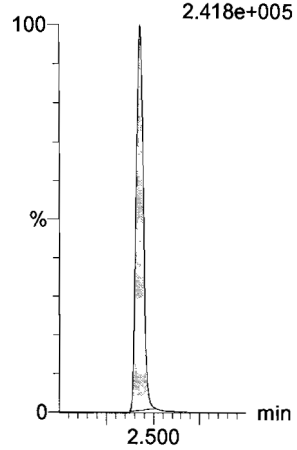

13C3-PFBS

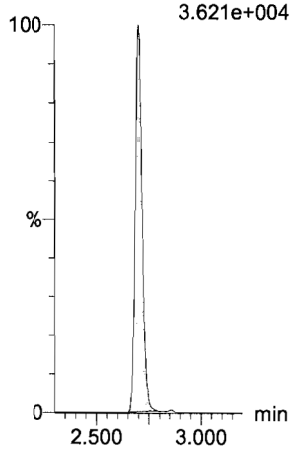

13C2-PFHxA

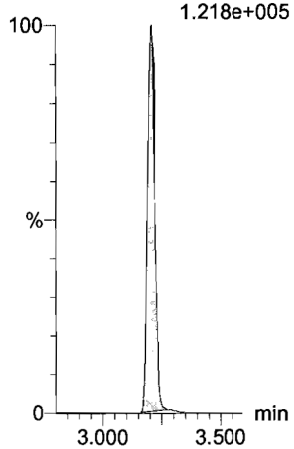

13C4-PFHpA

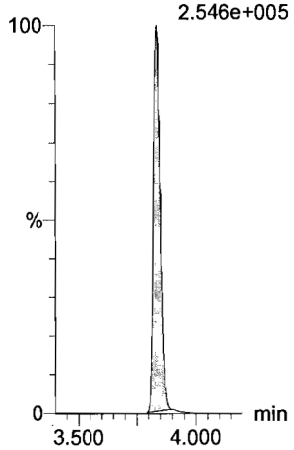

18O2-PFHxS

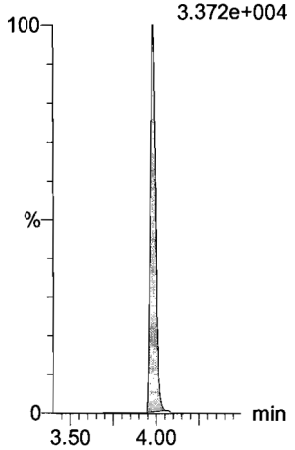

Dataset: U:\Q4.PRO\results\171130M2\171130M2-CRV.qld

Last Altered: Friday, December 01, 2017 11:25:53 Pacific Standard Time
Printed: Friday, December 01, 2017 11:35:16 Pacific Standard Time

Name: 171130M2_8, Date: 01-Dec-2017, Time: 01:55:35, ID: ST171130M2-8 PFC CS5 17K2812, Description: PFC CS5 17K2812

6:2 FTS

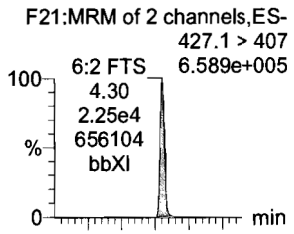

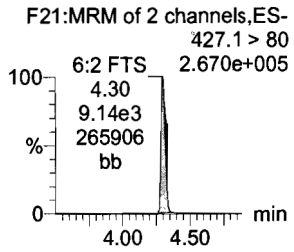

L-PFOA

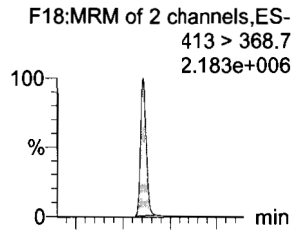

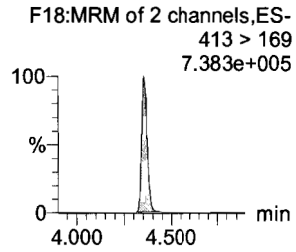

PFHpS

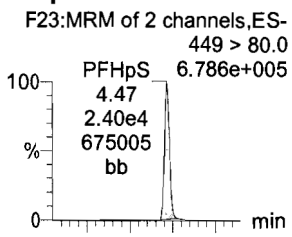

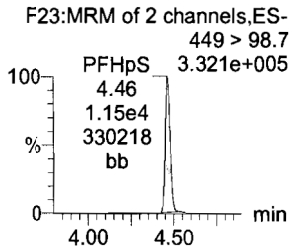

PFNA

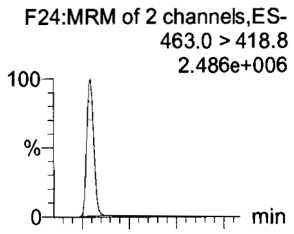

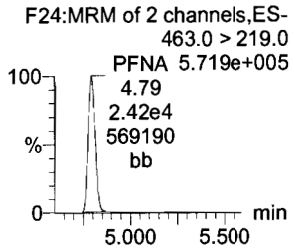

PFOSA

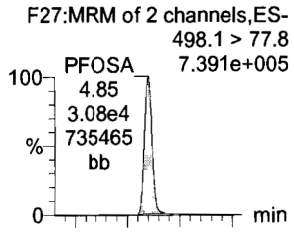

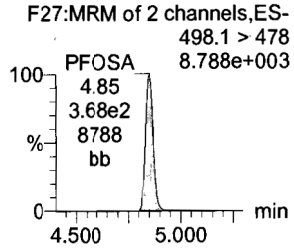

L-PFOS

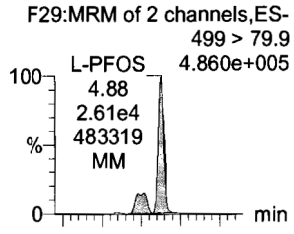

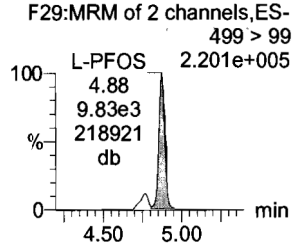

13C2-6:2 FTS

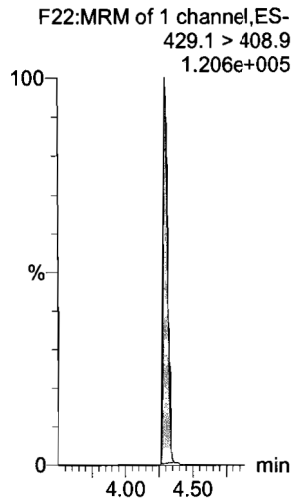

13C2-PFOA

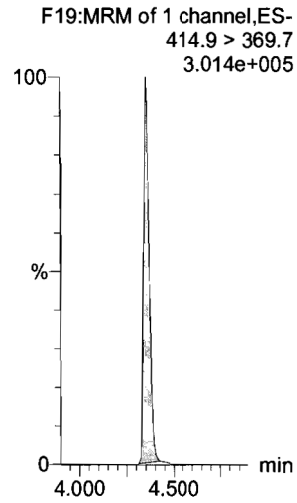

13C3-PFBS

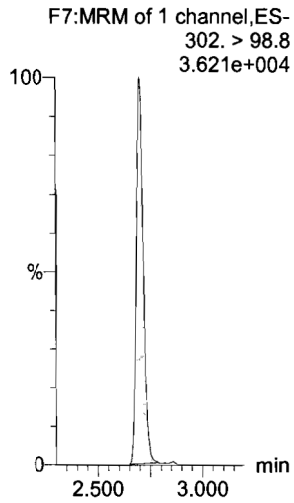

13C5-PFNA

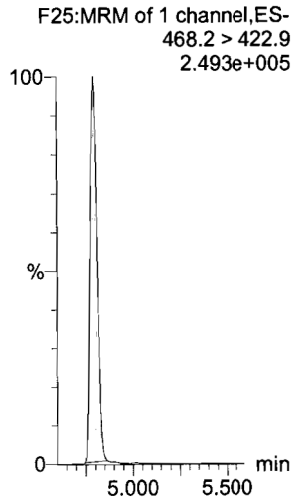

13C8-PFOSA

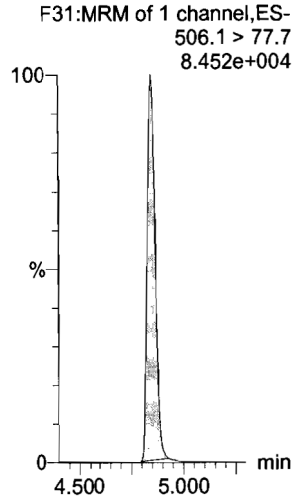

13C8-PFOS

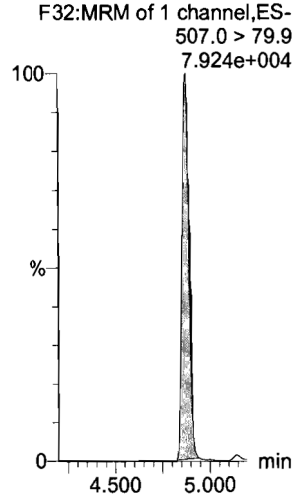

Dataset: U:\Q4.PRO\results\171130M2\171130M2-CRV.qld

Last Altered: Friday, December 01, 2017 11:25:53 Pacific Standard Time
Printed: Friday, December 01, 2017 11:35:16 Pacific Standard Time

Name: 171130M2_8, Date: 01-Dec-2017, Time: 01:55:35, ID: ST171130M2-8 PFC CS5 17K2812, Description: PFC CS5 17K2812

PFDA

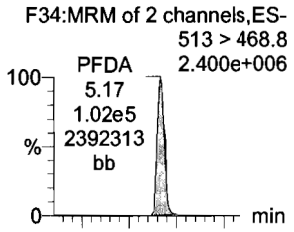

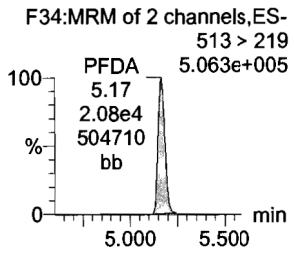

8:2 FTS

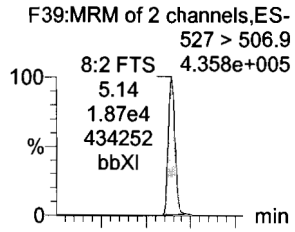

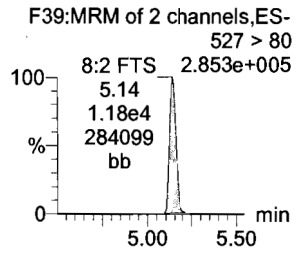

N-MeFOSAA

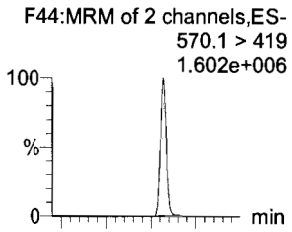

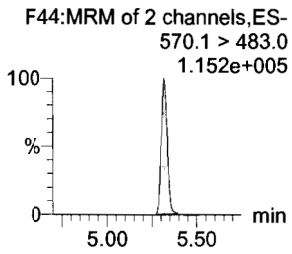

N-EtFOSAA

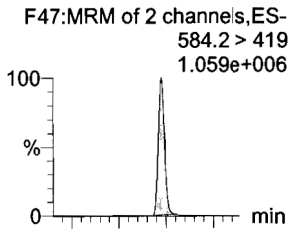

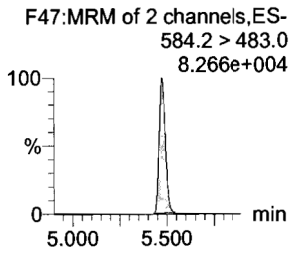

PFUdA

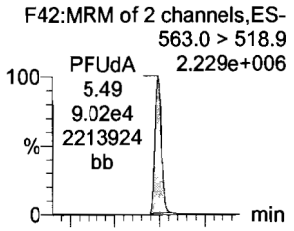

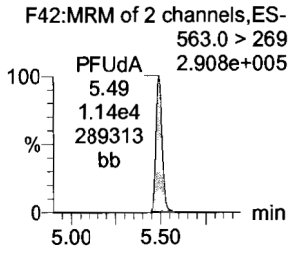

PFDS

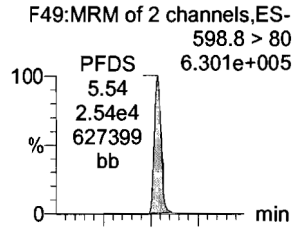

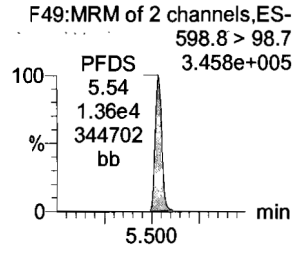

13C2-PFDA

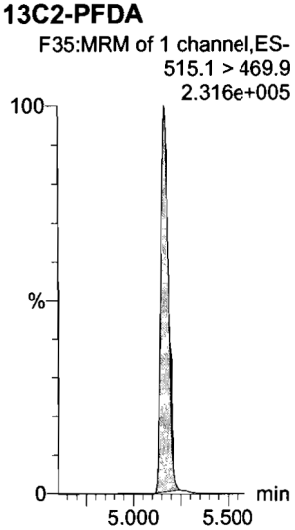

13C2-8:2 FTS

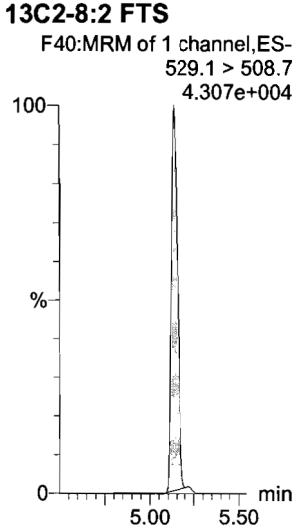

d3-N-MeFOSAA

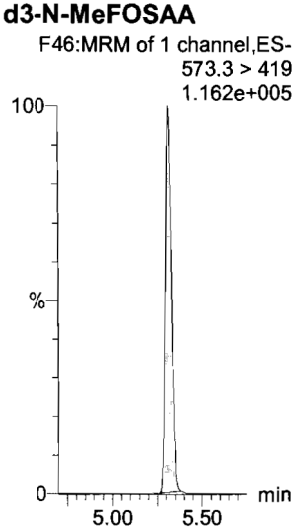

d5-N-EtFOSAA

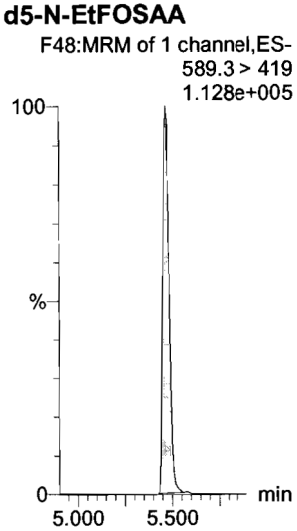

13C2-PFUdA

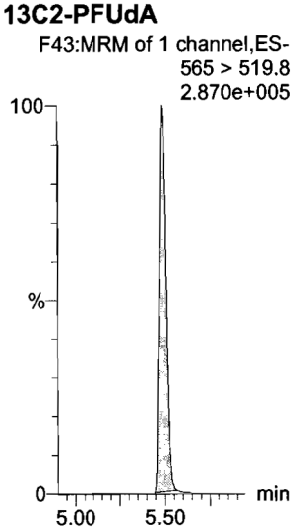

13C2-PFUdA



Dataset: U:\Q4.PRO\results\171130M2\171130M2-CRV.qld

Last Altered: Friday, December 01, 2017 11:25:53 Pacific Standard Time
Printed: Friday, December 01, 2017 11:35:16 Pacific Standard Time

Name: 171130M2_8, Date: 01-Dec-2017, Time: 01:55:35, ID: ST171130M2-8 PFC CS5 17K2812, Description: PFC CS5 17K2812

PFDoA

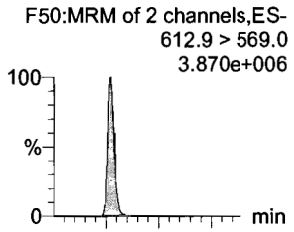

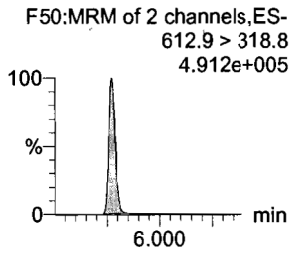

N-MeFOSA

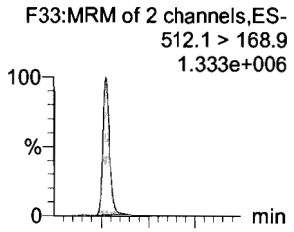

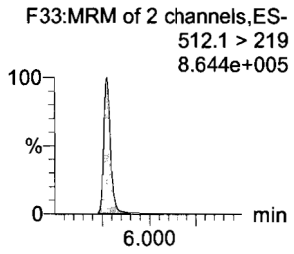

PFTrDA

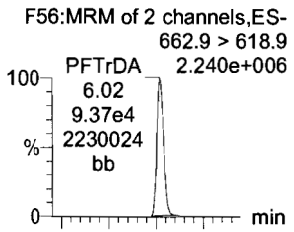

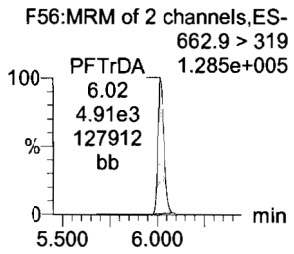

PFTeDA

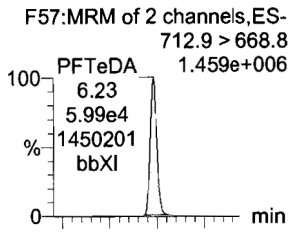

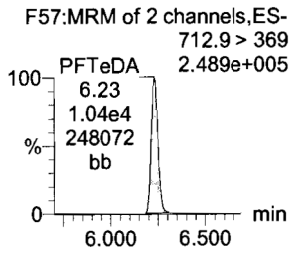

N-EtFOSA

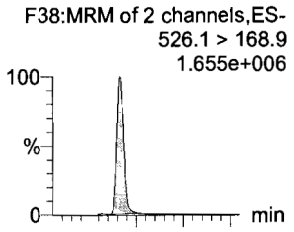

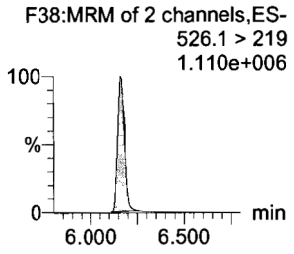

PFHxDA

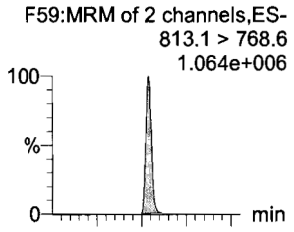

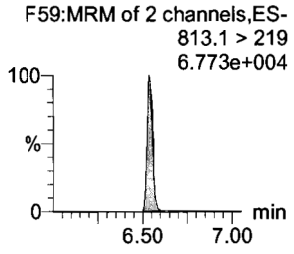

13C2-PFDoA



d3-N-MeFOSA

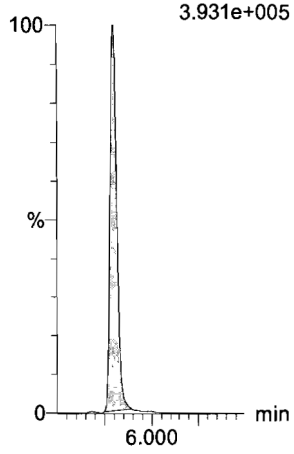

13C2-PFTeDA

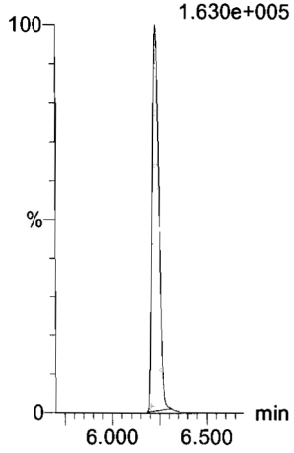

13C2-PFTeDA



d5-N-ETFOSA

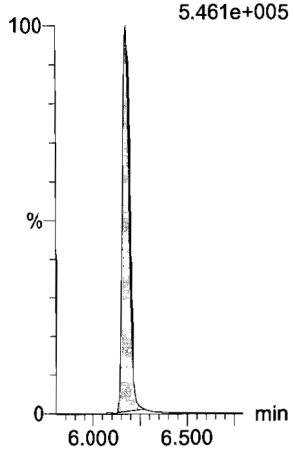

13C2-PFHxDA

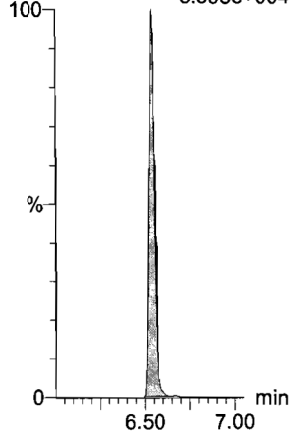

Dataset: U:\Q4.PRO\results\171130M2\171130M2-CRV.qld

Last Altered: Friday, December 01, 2017 11:25:53 Pacific Standard Time
Printed: Friday, December 01, 2017 11:35:16 Pacific Standard Time

Name: 171130M2_8, Date: 01-Dec-2017, Time: 01:55:35, ID: ST171130M2-8 PFC CS5 17K2812, Description: PFC CS5 17K2812

PFODA
F61:MRM of 1 channel,ES-
913.1 > 868.8
1.714e+006

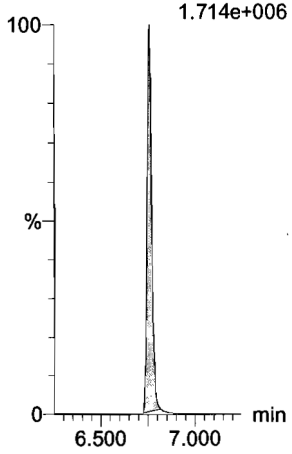

N-MeFOSE
F52:MRM of 1 channel,ES-
616.1 > 58.9
1.738e+006

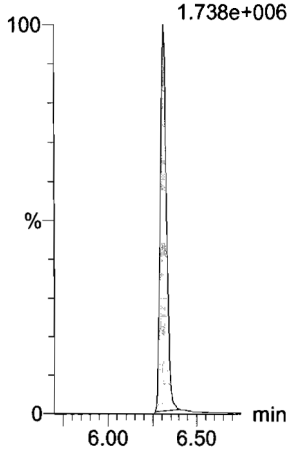

N-EtFOSE
F54:MRM of 1 channel,ES-
630.1 > 58.9
2.125e+006

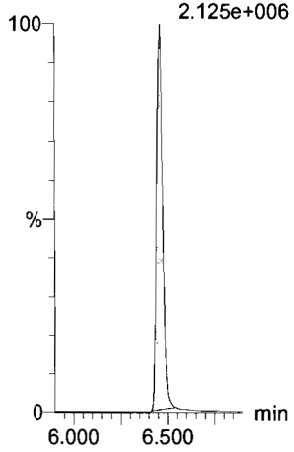

13C4-PFBA
F3:MRM of 1 channel,ES-
217. > 171.8
1.331e+005

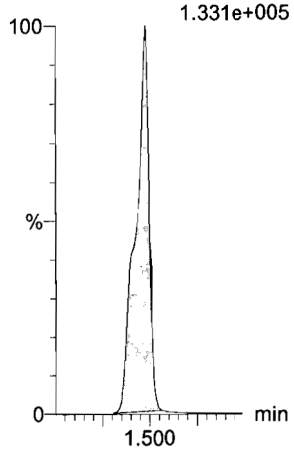

13C5-PFHxA
F10:MRM of 1 channel,ES-
318 > 272.9
4.668e+005

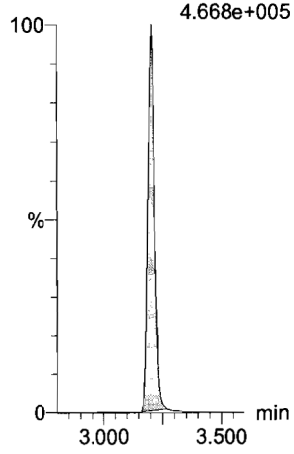

13C3-PFHxS
F16:MRM of 1 channel,ES-
401.9 > 79.9
8.005e+004

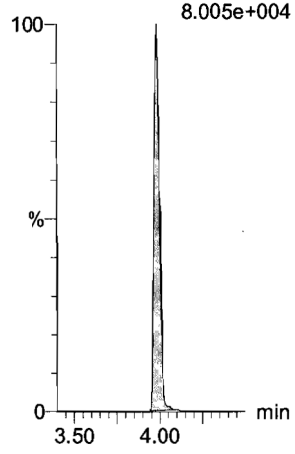

13C2-PFHxDA
F60:MRM of 1 channel,ES-
815 > 769.7
8.598e+004



d7-N-MeFOSE
F53:MRM of 1 channel,ES-
623.1 > 58.9
4.403e+005

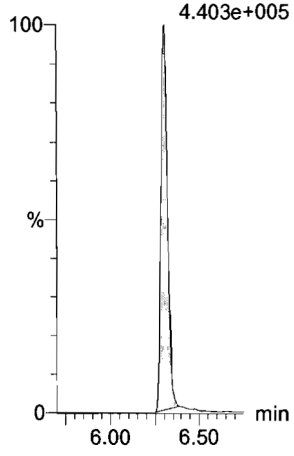

d9-N-EtFOSE
F55:MRM of 1 channel,ES-
639.2 > 58.8
6.164e+005

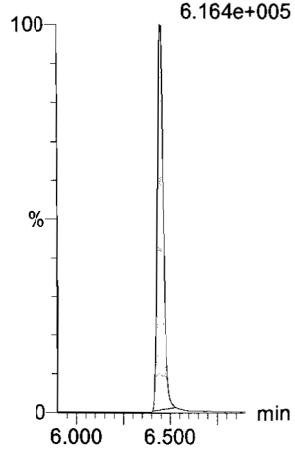

13C8-PFOA
F20:MRM of 1 channel,ES-
421.3 > 376
2.778e+005

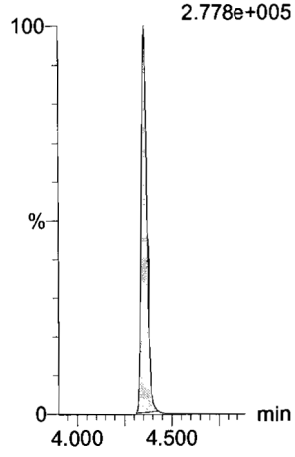

13C9-PFNA
F26:MRM of 1 channel,ES-
472.2 > 426.9
2.621e+005

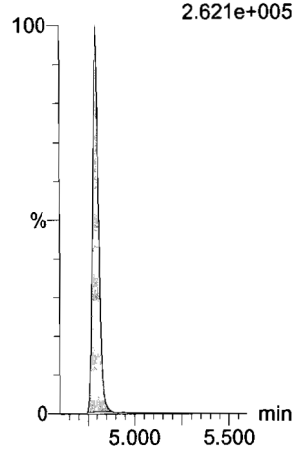

13C4-PFOS
F30:MRM of 1 channel,ES-
503 > 79.9
8.088e+004

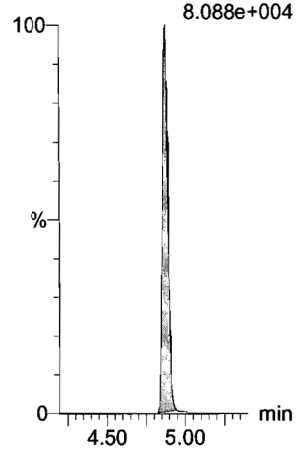

Dataset: U:\Q4.PRO\results\171130M2\171130M2-CRV.qld

Last Altered: Friday, December 01, 2017 11:25:53 Pacific Standard Time
Printed: Friday, December 01, 2017 11:35:16 Pacific Standard Time

Name: 171130M2_8, Date: 01-Dec-2017, Time: 01:55:35, ID: ST171130M2-8 PFC CS5 17K2812, Description: PFC CS5 17K2812

13C6-PFDA

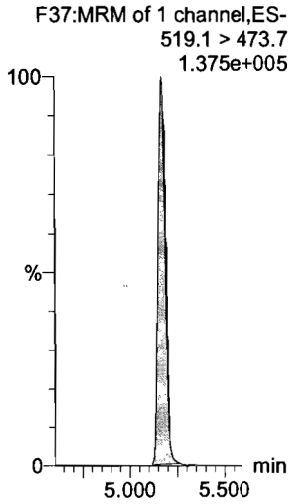

13C7-PFUdA

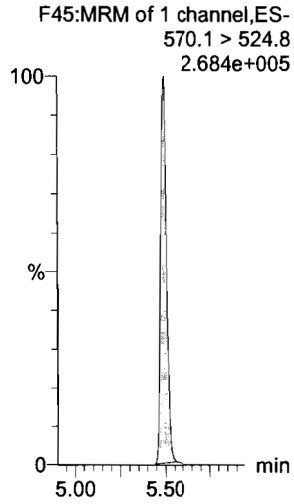

Dataset: U:\Q4.PRO\results\171130M2\171130M2-CRV.qld

Last Altered: Friday, December 01, 2017 11:25:53 Pacific Standard Time
Printed: Friday, December 01, 2017 11:35:16 Pacific Standard Time

Name: 171130M2_9, Date: 01-Dec-2017, Time: 02:06:46, ID: ST171130M2-9 PFC CS6 17K2817, Description: PFC CS6 17K2817

PFBA



PFPeA

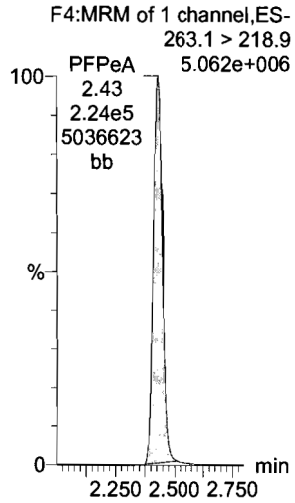

PFBS

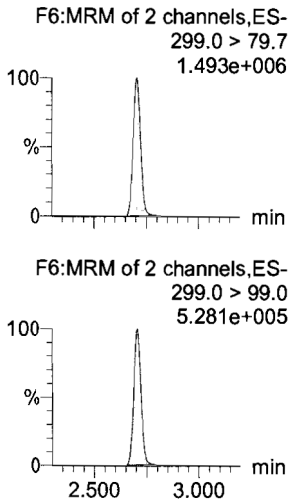

PFHxA

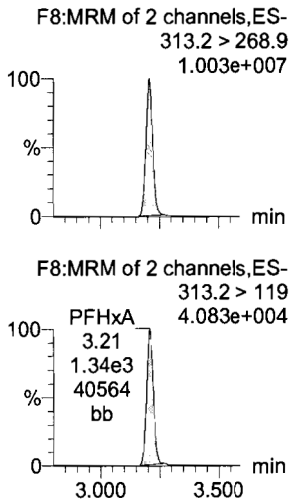

PFHpA

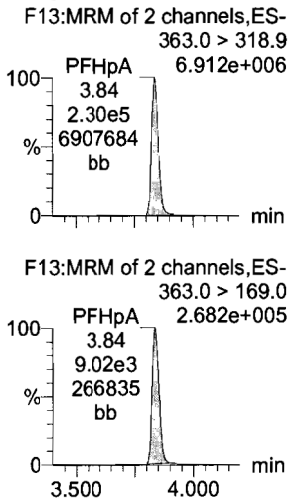

L-PFHxS

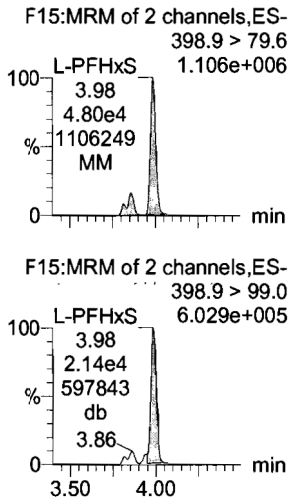

13C3-PFBA

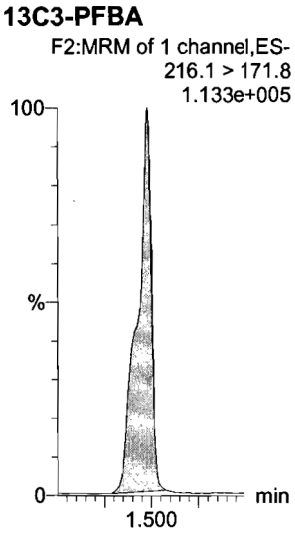

13C3-PFPeA

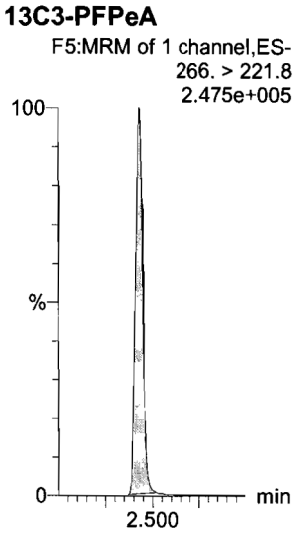

13C3-PFBS

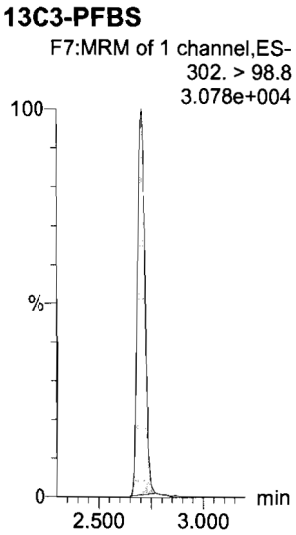

13C2-PFHxA

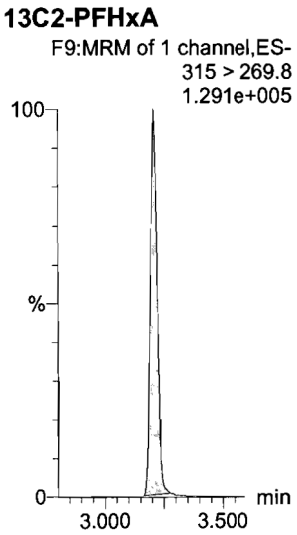

13C4-PFHpA

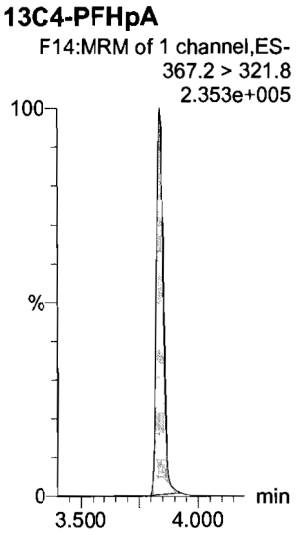

18O2-PFHxS

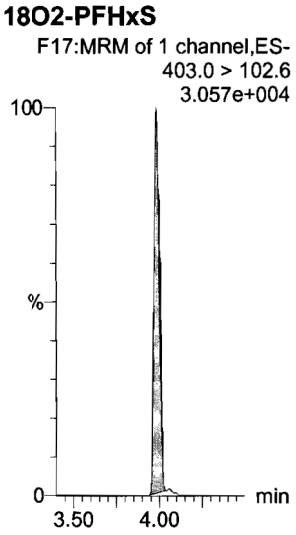

Dataset: U:\Q4.PRO\results\171130M2\171130M2-CRV.qld

Last Altered: Friday, December 01, 2017 11:25:53 Pacific Standard Time
Printed: Friday, December 01, 2017 11:35:16 Pacific Standard Time

Name: 171130M2_9, Date: 01-Dec-2017, Time: 02:06:46, ID: ST171130M2-9 PFC CS6 17K2817, Description: PFC CS6 17K2817

6:2 FTS

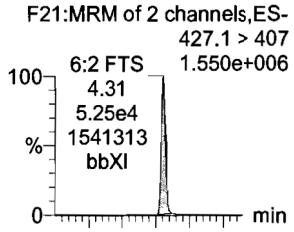

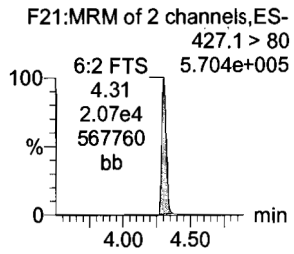

L-PFOA

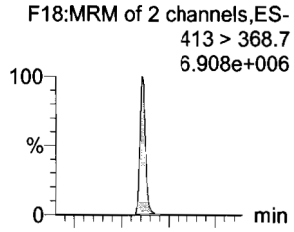

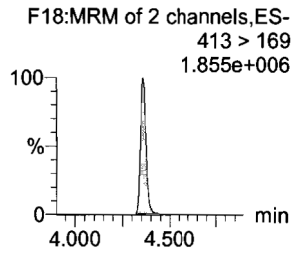

PFHpS

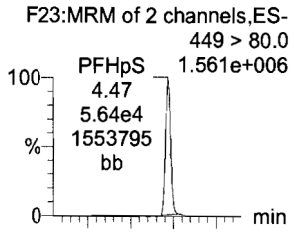

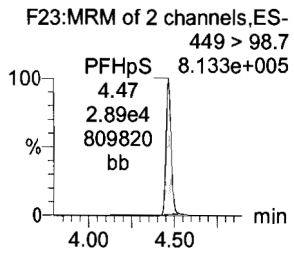

PFNA

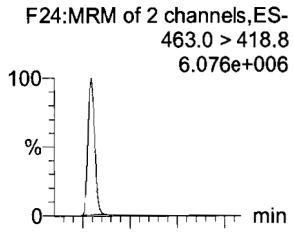

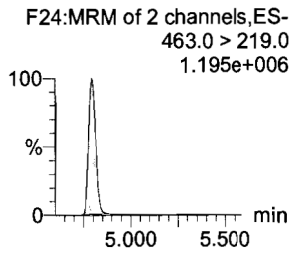

PFOSA

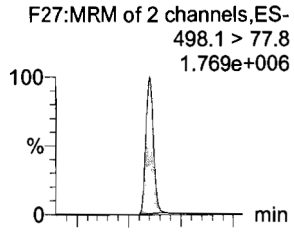

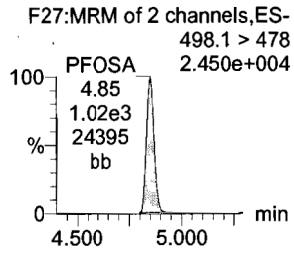

L-PFOS

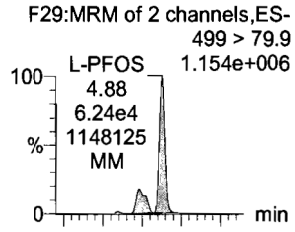

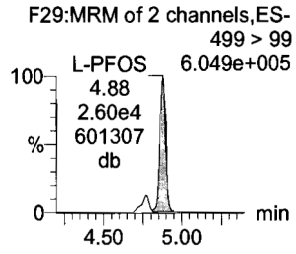

13C2-6:2 FTS

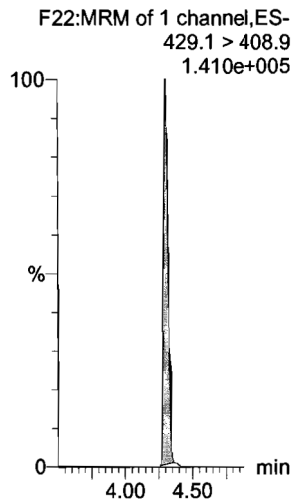

13C2-PFOA

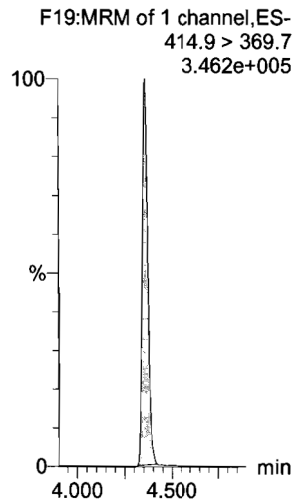

13C3-PFBS

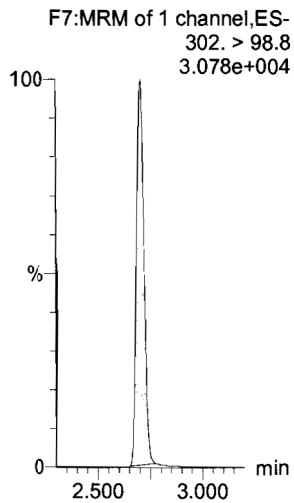

13C5-PFNA

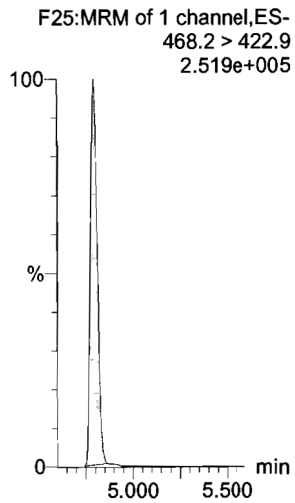

13C8-PFOSA

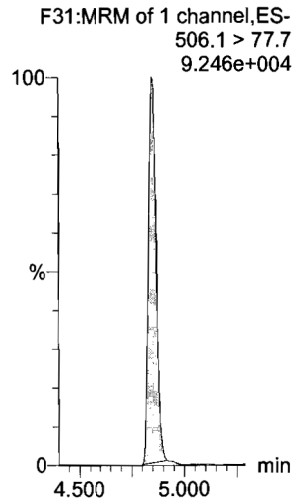

13C8-PFOS

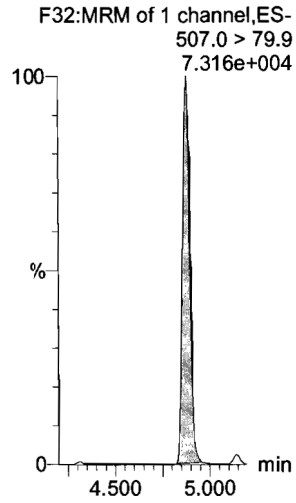

Dataset: U:\Q4.PRO\results\171130M2\171130M2-CRV.qld

Last Altered: Friday, December 01, 2017 11:25:53 Pacific Standard Time
Printed: Friday, December 01, 2017 11:35:16 Pacific Standard Time

Name: 171130M2_9, Date: 01-Dec-2017, Time: 02:06:46, ID: ST171130M2-9 PFC CS6 17K2817, Description: PFC CS6 17K2817

PFDA

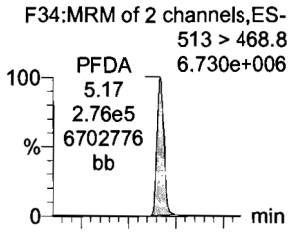

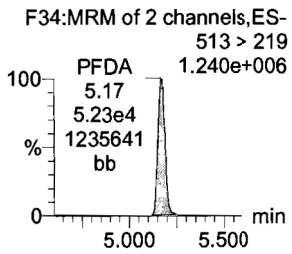

8:2 FTS

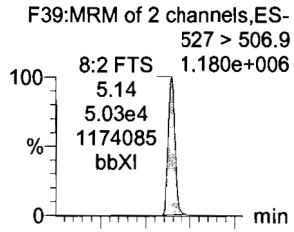

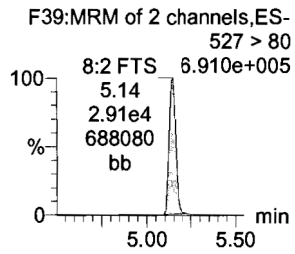

N-MeFOSAA

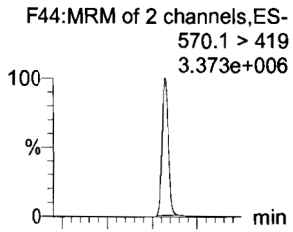

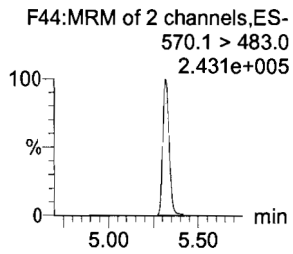

N-EtFOSAA

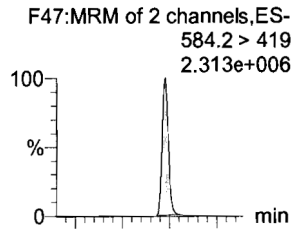

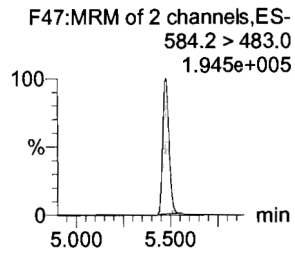

PFUdA

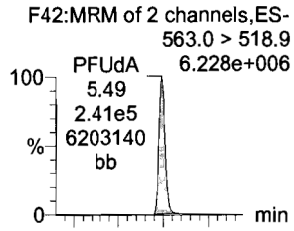

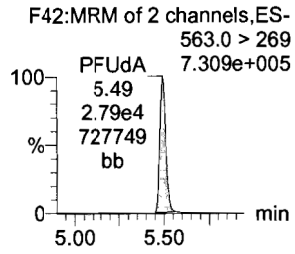

PFDS

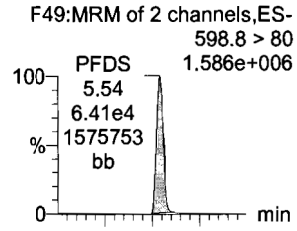

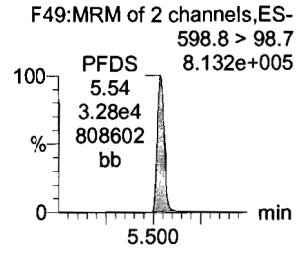

13C2-PFDA

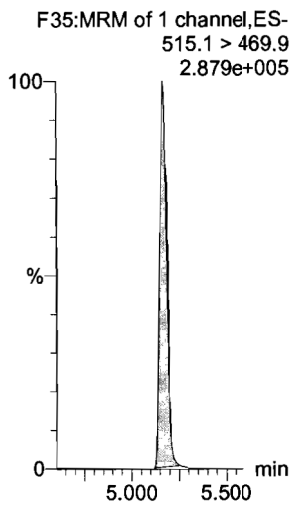

13C2-8:2 FTS

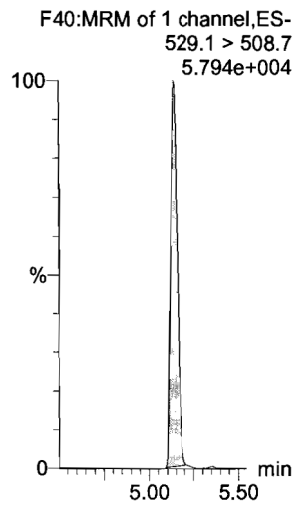

d3-N-MeFOSAA

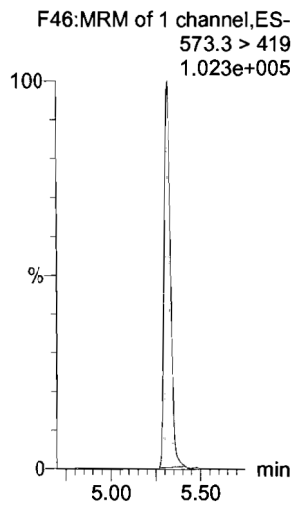

d5-N-EtFOSAA

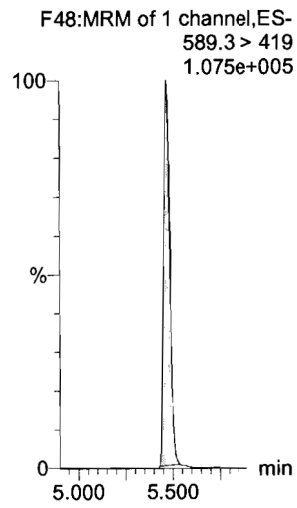

13C2-PFUdA

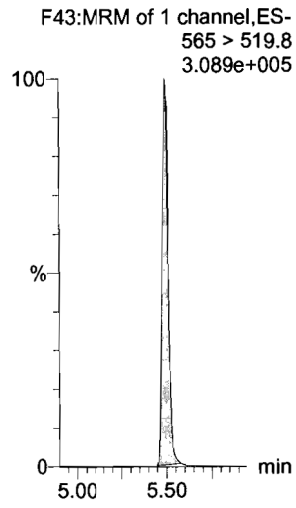

13C2-PFUdA

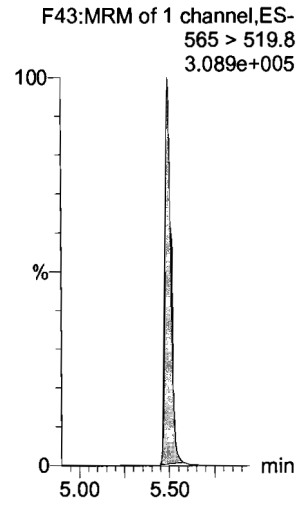

Dataset: U:\Q4.PRO\results\171130M2\171130M2-CRV.qld

Last Altered: Friday, December 01, 2017 11:25:53 Pacific Standard Time
Printed: Friday, December 01, 2017 11:35:16 Pacific Standard Time

Name: 171130M2_9, Date: 01-Dec-2017, Time: 02:06:46, ID: ST171130M2-9 PFC CS6 17K2817, Description: PFC CS6 17K2817

PFDoA

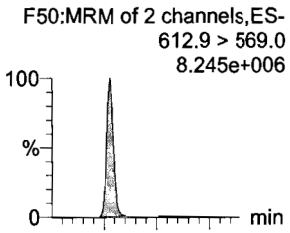

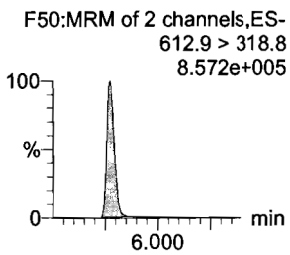

N-MeFOSA

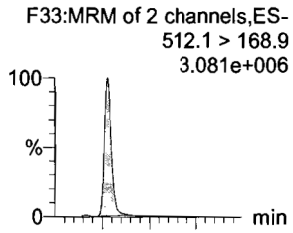

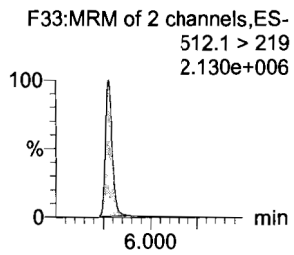

PFTrDA

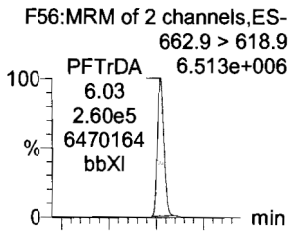

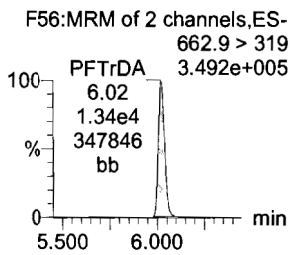

PFTeDA

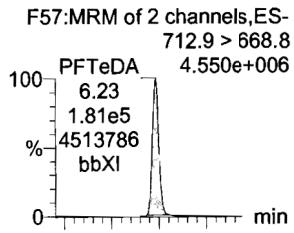

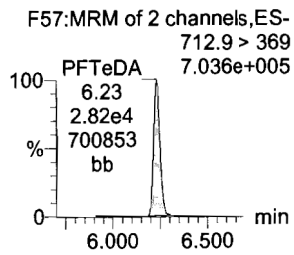

N-EtFOSA

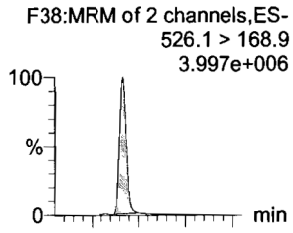

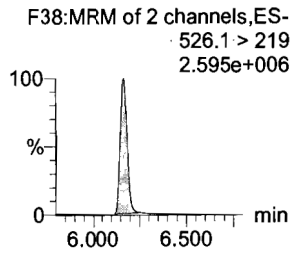

PFHxDA

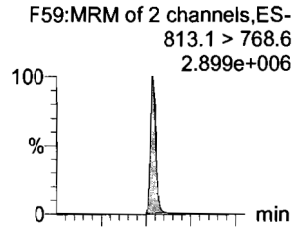

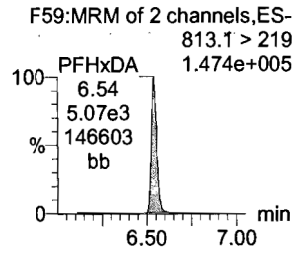

13C2-PFDoA

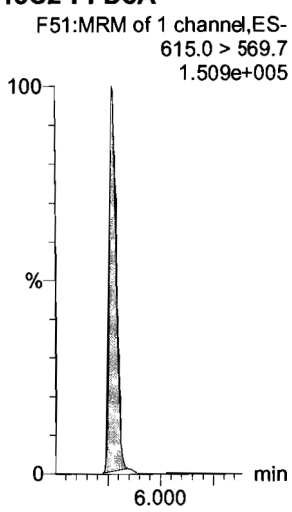

d3-N-MeFOSA

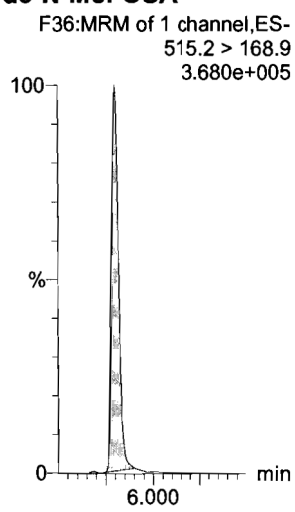

13C2-PFTeDA

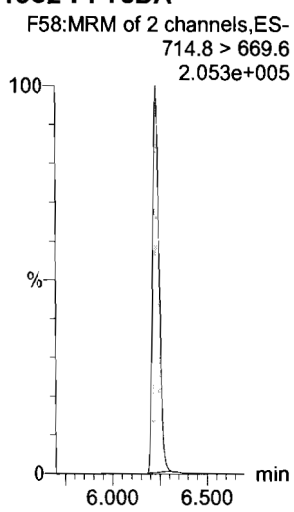

13C2-PFTeDA

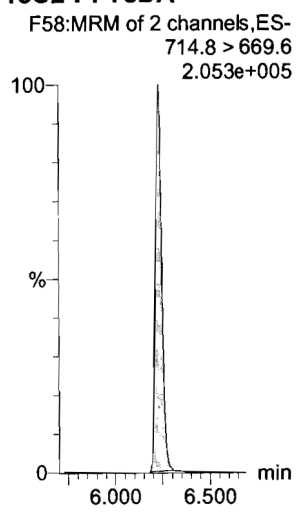

d5-N-ETFOSA

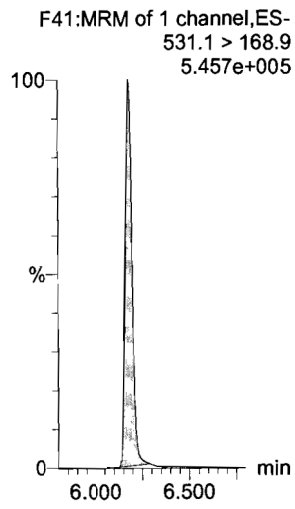

13C2-PFHxDA



Dataset: U:\Q4.PRO\results\171130M2\171130M2-CRV.qld

Last Altered: Friday, December 01, 2017 11:25:53 Pacific Standard Time
Printed: Friday, December 01, 2017 11:35:16 Pacific Standard Time

Name: 171130M2_9, Date: 01-Dec-2017, Time: 02:06:46, ID: ST171130M2-9 PFC CS6 17K2817, Description: PFC CS6 17K2817

PFODA
F61:MRM of 1 channel,ES-
913.1 > 868.8
4.021e+006

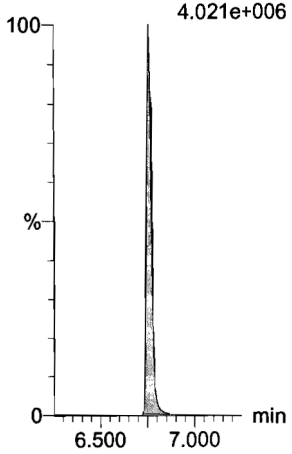

N-MeFOSE
F52:MRM of 1 channel,ES-
616.1 > 58.9
4.531e+006

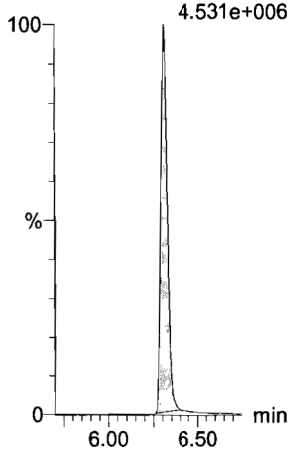

N-EtFOSE
F54:MRM of 1 channel,ES-
630.1 > 58.9
5.668e+006

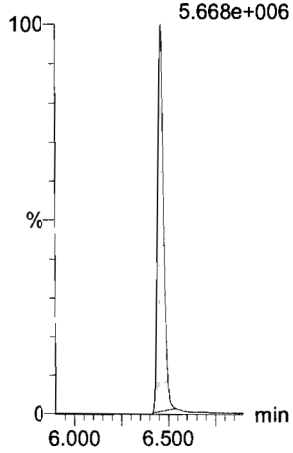

13C4-PFBA
F3:MRM of 1 channel,ES-
217. > 171.8
1.166e+005

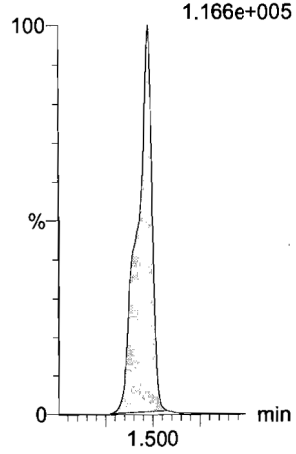

13C5-PFHxA
F10:MRM of 1 channel,ES-
318 > 272.9
4.184e+005

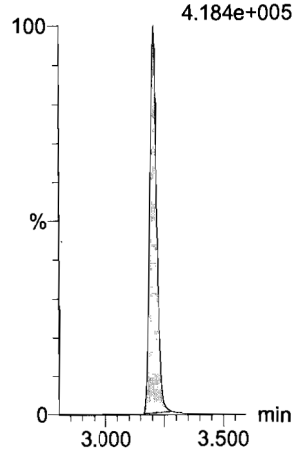

13C3-PFHxS
F16:MRM of 1 channel,ES-
401.9 > 79.9
6.826e+004

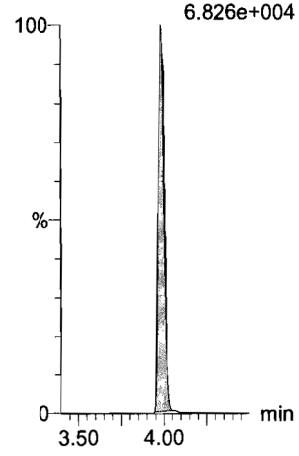

13C2-PFHxDA
F60:MRM of 1 channel,ES-
815 > 769.7
9.846e+004

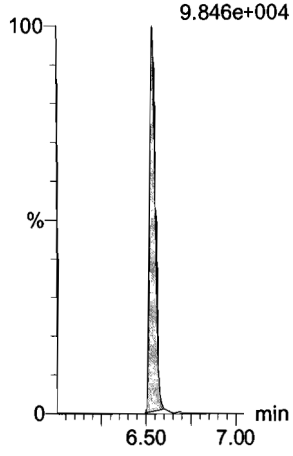

d7-N-MeFOSE
F53:MRM of 1 channel,ES-
623.1 > 58.9
5.175e+005

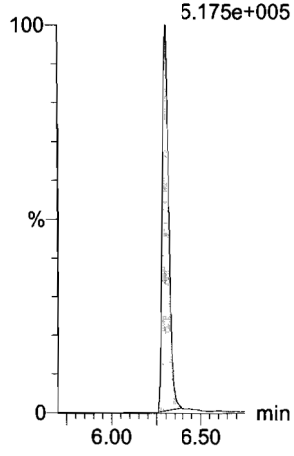

d9-N-EtFOSE
F55:MRM of 1 channel,ES-
639.2 > 58.8
5.458e+005

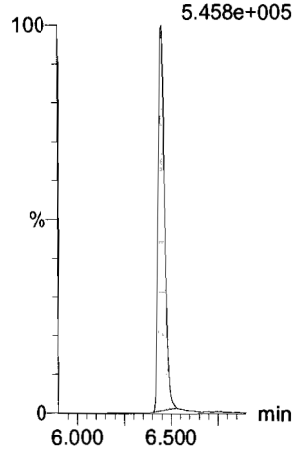

13C8-PFOA
F20:MRM of 1 channel,ES-
421.3 > 376
3.106e+005

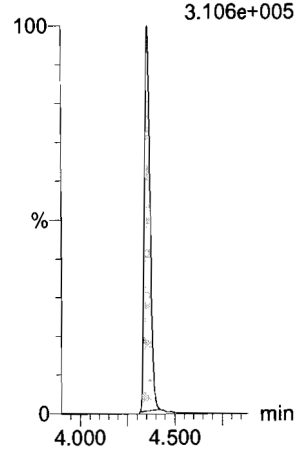

13C9-PFNA
F26:MRM of 1 channel,ES-
472.2 > 426.9
2.345e+005

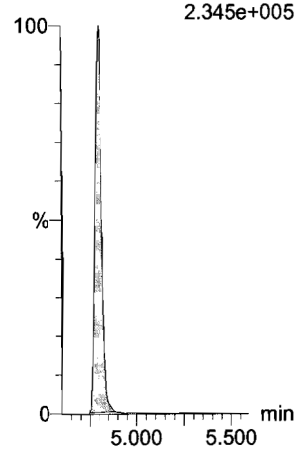

13C4-PFOS
F30:MRM of 1 channel,ES-
503 > 79.9
6.761e+004

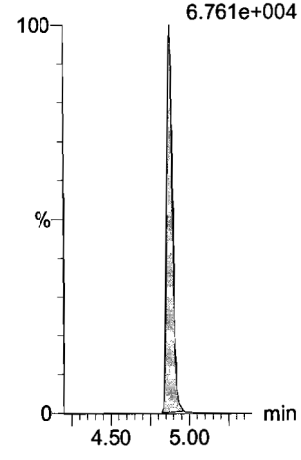

Dataset: U:\Q4.PRO\results\171130M2\171130M2-CRV.qld

Last Altered: Friday, December 01, 2017 11:25:53 Pacific Standard Time
Printed: Friday, December 01, 2017 11:35:16 Pacific Standard Time

Name: 171130M2_9, Date: 01-Dec-2017, Time: 02:06:46, ID: ST171130M2-9 PFC CS6 17K2817, Description: PFC CS6 17K2817

13C6-PFDA

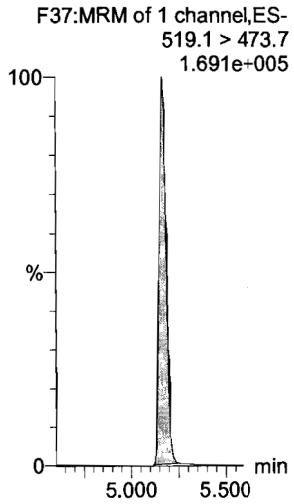

13C7-PFUdA

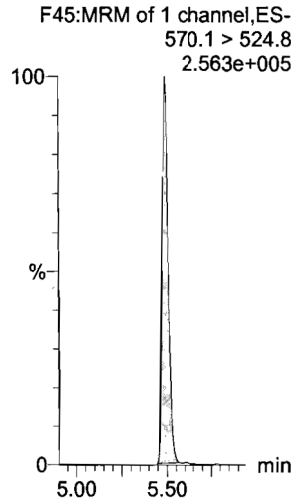

Vista Analytical Laboratory

Dataset: U:\Q4.PRO\results\171130M2\171130M2-12.qld

Last Altered: Friday, December 01, 2017 12:39:18 Pacific Standard Time
Printed: Friday, December 01, 2017 12:40:55 Pacific Standard Time

(A) No second source available.
(B) 8:2 FTS > 130% in ICV.

AC 12/1/17
JA 12/01/2017

Method: U:\Q4.PRO\MethDB\PFAS_FULL_80C_113017.mdb 01 Dec 2017 12:18:40
Calibration: U:\Q4.PRO\CurveDB\C18_VAL-PFAS_Q4_11-30-17_FULL.cdb 01 Dec 2017 12:39:18

Name: 171130M2_12, Date: 01-Dec-2017, Time: 02:40:26, ID: ICV171130M2-1 PFC ICV 17K3001, Description: PFC ICV 17K3001

	#	Name	Trace	Area	IS Area	wt/vol	RRF	Pred.RT	RT	y Axis Resp.	Conc.	%Rec
1	1	PFBA	213.0 > 168.8	8.80e3	9.60e3	1.0000		1.66	1.48	11.4	9.928	99.3
2	2	PFPeA	263.1 > 218.9	9.71e3	1.08e4	1.0000		2.63	2.43	11.2	10.623	106.2
3	3	PFBS	299.0 > 79.7	2.24e3	1.42e3	1.0000		2.90	2.71	19.7	8.542	85.4
4	4	PFHxA	313.2 > 268.9	1.39e4	4.58e3	1.0000		3.40	3.21	15.2	10.132	101.3
5	5	PFHpA	363.0 > 318.9	1.08e4	9.33e3	1.0000		4.03	3.84	14.5	10.054	100.5
6	6	L-PFHxS	398.9 > 79.6	1.86e3	1.08e3	1.0000		4.19	3.99	21.4	9.764	97.6
7	8	6:2 FTS	427.1 > 407	2.47e3	2.81e3	1.0000		4.49	4.31	11.0	10.051	100.5
8	9	L-PFOA	413 > 368.7	8.34e3	1.11e4	1.0000		4.26	4.36	9.38	9.219	92.2
9	11	PFHpS	449 > 80.0	2.72e3	1.11e4	1.0000		4.65	4.47	3.06	10.166	101.7
10	12	PFNA	463.0 > 418.8	1.19e4	9.99e3	1.0000		5.00	4.80	14.9	11.587	115.9
11	13	PFOSA	498.1 > 77.8	3.30e3	3.76e3	1.0000		5.02	4.85	11.0	11.024	110.2
12	14	L-PFOS	499 > 79.9	2.23e3	3.58e3	1.0000		5.08	4.88	7.77	7.739	77.4
13	16	PFDA	513 > 468.8	1.13e4	1.13e4	1.0000		5.34	5.17	12.4	10.061	100.6
14	17	8:2 FTS	527 > 506.9	3.01e3	1.13e4	1.0000		5.35	5.14	3.33	13.600	(B) 136.0
15	18	N-MeFOSAA	570.1 > 419	6.70e3	4.93e3	1.0000		5.49	5.32	17.0	10.432	104.3
16	19	N-EtFOSAA	584.2 > 419	4.68e3	4.85e3	1.0000		5.64	5.47	12.1	10.579	105.8
17	20	PFUdA	563.0 > 518.9	1.20e4	1.32e4	1.0000		5.66	5.49	11.4	10.626	106.3
18	21	PFDS	598.8 > 80	2.66e3	1.32e4	1.0000		5.73	5.54	2.52	8.372	83.7
19	22	PFDoA	612.9 > 569.0	1.40e4	7.32e3	1.0000		5.94	5.77	23.9	9.132	91.3
20	23	N-MeFOSA	512.1 > 168.9		1.59e4	1.0000		5.85				(A)
21	24	PFTrDA	662.9 > 618.9	1.10e4	7.32e3	1.0000		6.18	6.02	18.8	7.362	73.6
22	25	PFTeDA	712.9 > 668.8	8.05e3	7.59e3	1.0000		6.37	6.23	13.3	8.752	87.5
23	26	N-EtFOSA	526.1 > 168.9		2.41e4	1.0000		6.21				(A)
24	27	PFHxDA	813.1 > 768.6		3.65e3	1.0000		6.66				
25	28	PFODA	913.1 > 868.8		3.65e3	1.0000		6.87				
26	29	N-MeFOSE	616.1 > 58.9		2.33e4	1.0000		6.30				
27	30	N-EtFOSE	630.1 > 58.9		2.39e4	1.0000		6.42				
28	31	13C3-PFBA	216.1 > 171.8	9.60e3	1.16e4	1.0000	0.870	1.66	1.48	10.3	11.891	95.1
29	32	13C3-PFPeA	266. > 221.8	1.08e4	1.68e4	1.0000	0.733	2.63	2.43	8.06	10.989	87.9
30	33	13C3-PFBS	302. > 98.8	1.42e3	1.68e4	1.0000	0.092	2.90	2.70	1.05	11.495	92.0
31	34	13C2-PFHxA	315 > 269.8	4.58e3	1.68e4	1.0000	0.738	3.40	3.21	3.40	4.610	92.2

70-130

Dataset: U:\Q4.PRO\results\171130M2\171130M2-12.qld

Last Altered: Friday, December 01, 2017 12:39:18 Pacific Standard Time
Printed: Friday, December 01, 2017 12:40:55 Pacific Standard Time

Name: 171130M2_12, Date: 01-Dec-2017, Time: 02:40:26, ID: ICV171130M2-1 PFC ICV 17K3001, Description: PFC ICV 17K3001

	#	Name	Trace	Area	IS Area	wt/vol	RRF	Pred.RT	RT	y Axis Resp.	Conc.	%Rec
32	35	13C4-PFHpA	367.2 > 321.8	9.33e3	1.68e4	1.0000	0.564	4.03	3.84	6.93	12.280	98.2
33	36	18O2-PFHxS	403.0 > 102.6	1.08e3	2.84e3	1.0000	0.407	4.17	3.98	4.77	11.721	93.8
34	37	13C2-6:2 FTS	429.1 > 408.9	2.81e3	1.18e4	1.0000	0.265	4.49	4.31	2.97	11.241	89.9
35	38	13C2-PFOA	414.9 > 369.7	1.11e4	1.18e4	1.0000	1.026	4.54	4.36	11.8	11.471	91.8
36	39	13C5-PFNA	468.2 > 422.9	9.99e3	1.36e4	1.0000	0.942	4.97	4.79	9.17	9.739	77.9
37	40	13C8-PFOSA	506.1 > 77.7	3.76e3	1.24e4	1.0000	0.360	5.02	4.85	3.80	10.563	84.5
38	41	13C8-PFOS	507.0 > 79.9	3.58e3	3.55e3	1.0000	1.023	5.05	4.88	12.6	12.336	98.7
39	42	13C2-PFDA	515.1 > 469.9	1.13e4	8.34e3	1.0000	1.569	5.34	5.17	16.9	10.804	86.4
40	43	13C2-8:2 FTS	529.1 > 508.7	1.62e3	1.68e4	1.0000	0.082	5.32	5.14	1.21	14.751	118.0
41	44	d3-N-MeFOSAA	573.3 > 419	4.93e3	1.24e4	1.0000	0.428	5.49	5.32	4.98	11.633	93.1
42	45	d5-N-EtFOSAA	589.3 > 419	4.85e3	1.24e4	1.0000	0.434	5.64	5.47	4.90	11.301	90.4
43	46	13C2-PFUdA	565 > 519.8	1.32e4	1.24e4	1.0000	1.126	5.66	5.49	13.3	11.845	94.8
44	47	13C2-PFDoA	615.0 > 569.7	7.32e3	1.24e4	1.0000	0.577	5.94	5.77	7.40	12.832	102.7
45	48	d3-N-MeFOSA	515.2 > 168.9	1.59e4	1.24e4	1.0000	0.121	5.85	5.80	16.0	132.570	88.4
46	49	13C2-PFTeDA	714.8 > 669.6	7.59e3	1.24e4	1.0000	0.654	6.37	6.23	7.67	11.725	93.8
47	50	d5-N-ETFOSA	531.1 > 168.9	2.41e4	1.24e4	1.0000	0.183	6.21	6.18	24.4	132.920	88.6
48	51	13C2-PFHxDA	815 > 769.7	3.65e3	1.24e4	1.0000	0.794	6.66	6.54	3.69	4.643	92.9
49	52	d7-N-MeFOSE	623.1 > 58.9	2.33e4	1.24e4	1.0000	0.163	6.30	6.30	23.5	143.864	95.9
50	53	d9-N-EtFOSE	639.2 > 58.8	2.39e4	1.24e4	1.0000	0.166	6.42	6.45	24.2	145.297	96.9
51	54	13C4-PFBA	217. > 171.8	1.16e4	1.16e4	1.0000	1.000	1.66	1.48	12.5	12.500	100.0
52	55	13C5-PFHxA	318 > 272.9	1.68e4	1.68e4	1.0000	1.000	3.40	3.21	12.5	12.500	100.0
53	56	13C3-PFHxS	401.9 > 79.9	2.84e3	2.84e3	1.0000	1.000	4.17	3.98	12.5	12.500	100.0
54	57	13C8-PFOA	421.3 > 376	1.18e4	1.18e4	1.0000	1.000	4.54	4.36	12.5	12.500	100.0
55	58	13C9-PFNA	472.2 > 426.9	1.36e4	1.36e4	1.0000	1.000	4.97	4.79	12.5	12.500	100.0
56	59	13C4-PFOS	503 > 79.9	3.55e3	3.55e3	1.0000	1.000	5.05	4.88	12.5	12.500	100.0
57	60	13C6-PFDA	519.1 > 473.7	8.34e3	8.34e3	1.0000	1.000	5.34	5.17	12.5	12.500	100.0
58	61	13C7-PFUdA	570.1 > 524.8	1.24e4	1.24e4	1.0000	1.000	5.66	5.49	12.5	12.500	100.0

Vista Analytical Laboratory

Dataset: U:\Q4.PRO\results\171130M2\171130M2-12.qld

Last Altered: Friday, December 01, 2017 12:39:18 Pacific Standard Time
Printed: Friday, December 01, 2017 12:40:55 Pacific Standard Time

Method: U:\Q4.PRO\MethDB\PFAS_FULL_80C_113017.mdb 01 Dec 2017 12:18:40
Calibration: U:\Q4.PRO\CurveDB\C18_VAL-PFAS_Q4_11-30-17_FULL.cdb 01 Dec 2017 12:39:18

Name: 171130M2_12, Date: 01-Dec-2017, Time: 02:40:26, ID: ICV171130M2-1 PFC ICV 17K3001, Description: PFC ICV 17K3001

PFBA

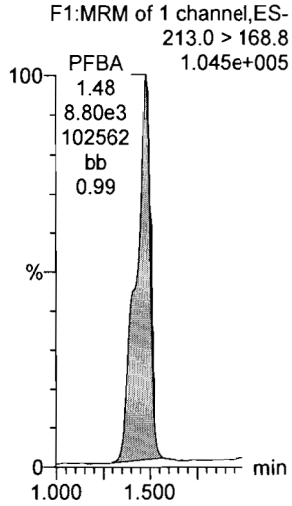

PFPeA

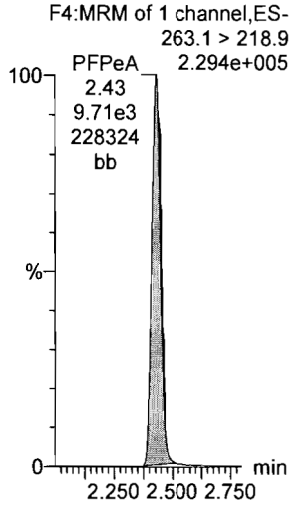

PFBS

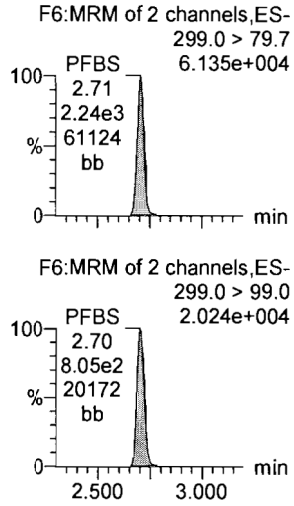

PFHxA

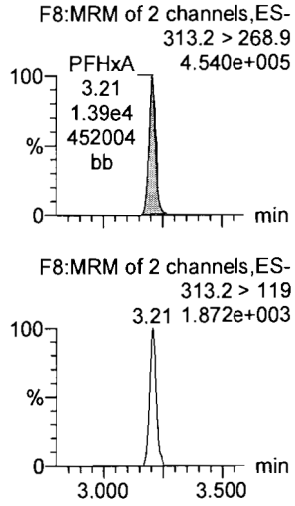

PFHpA

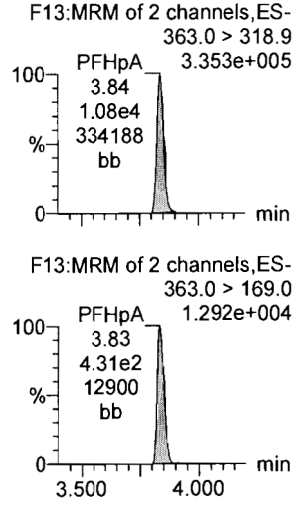

L-PFHxS

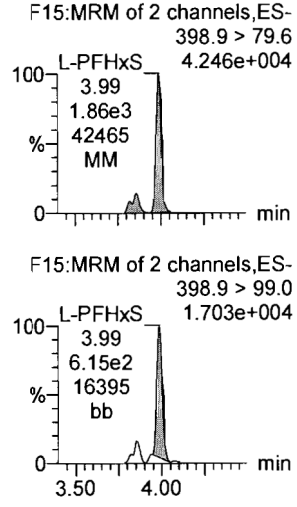

13C3-PFBA

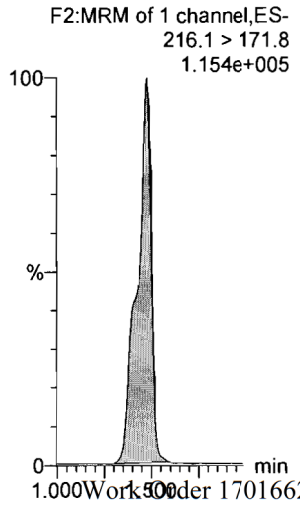

13C3-PFPeA

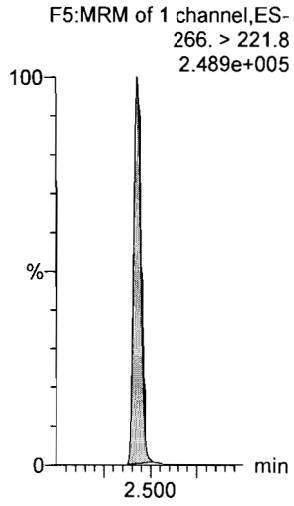

13C3-PFBS

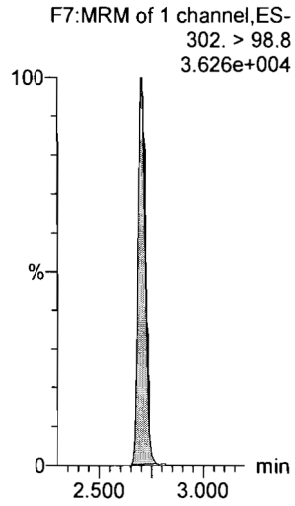

13C2-PFHxA

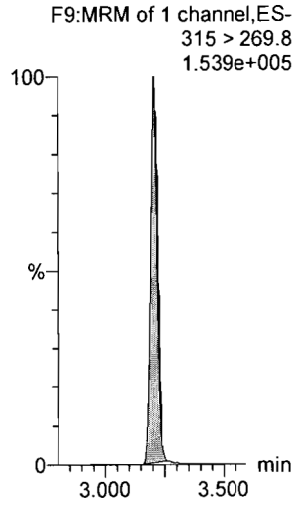

13C4-PFHpA

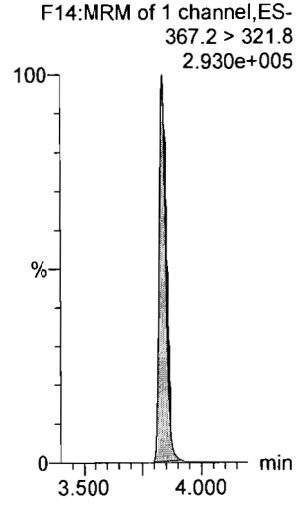

18O2-PFHxS

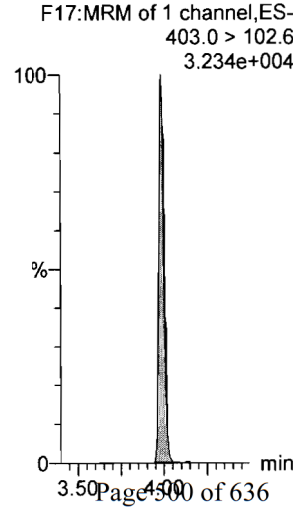

Dataset: U:\Q4.PRO\results\171130M2\171130M2-12.qld

Last Altered: Friday, December 01, 2017 12:39:18 Pacific Standard Time
Printed: Friday, December 01, 2017 12:40:55 Pacific Standard Time

Name: 171130M2_12, Date: 01-Dec-2017, Time: 02:40:26, ID: ICV171130M2-1 PFC ICV 17K3001, Description: PFC ICV 17K3001

6:2 FTS

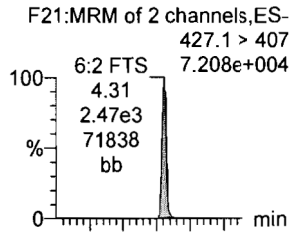

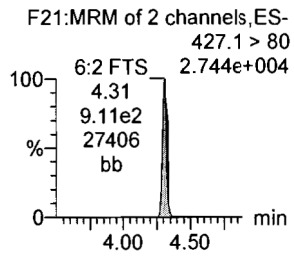

L-PFOA

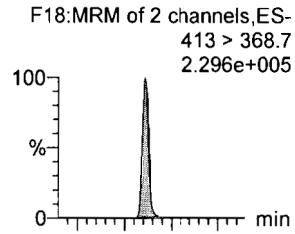

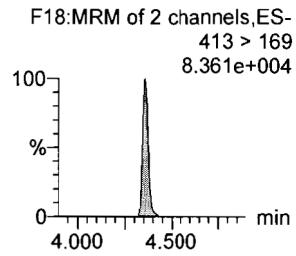

PFHpS

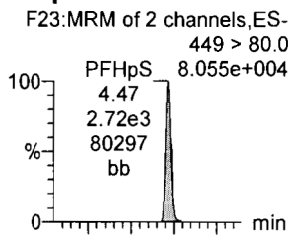

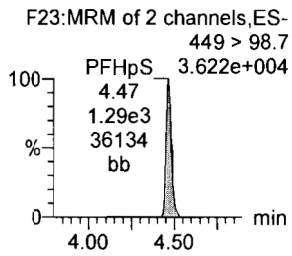

PFNA

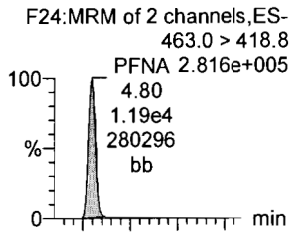

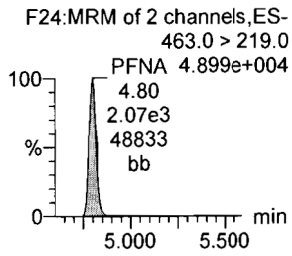

PFOSA

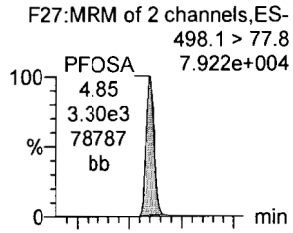

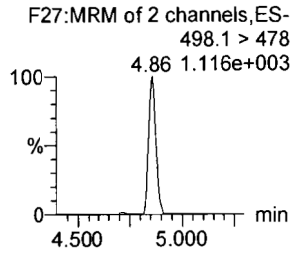

L-PFOS

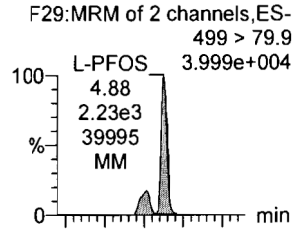

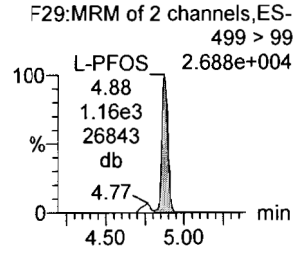

13C2-6:2 FTS

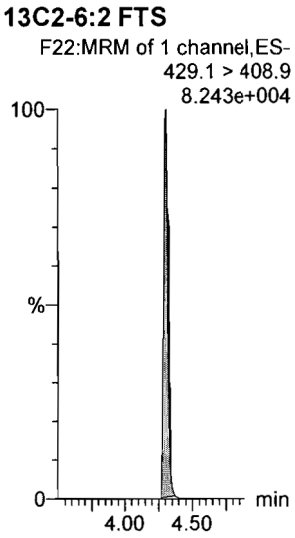

13C2-PFOA

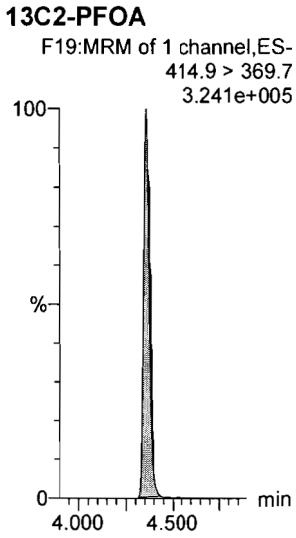

13C2-PFOA

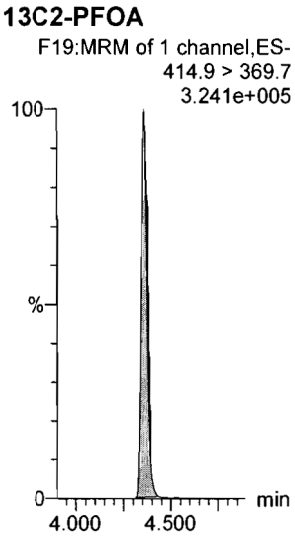

13C5-PFNA

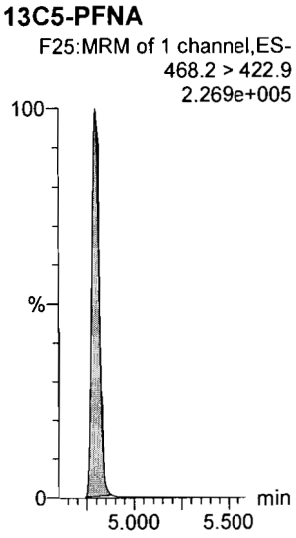

13C8-PFOSA

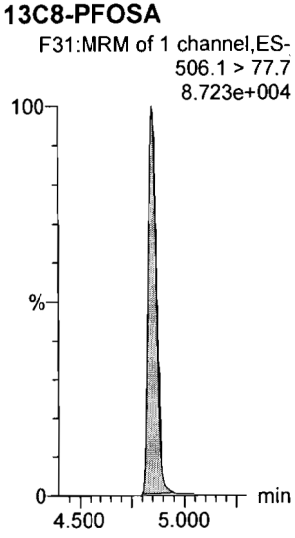

13C8-PFOS

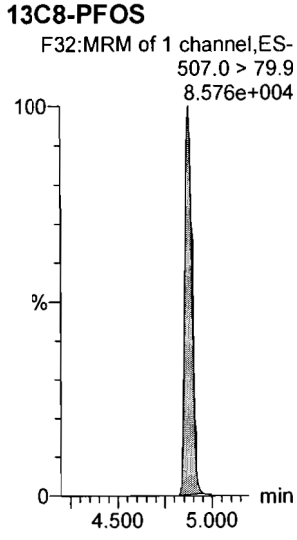

Dataset: U:\Q4.PRO\results\171130M2\171130M2-12.qld

Last Altered: Friday, December 01, 2017 12:39:18 Pacific Standard Time
Printed: Friday, December 01, 2017 12:40:55 Pacific Standard Time

Name: 171130M2_12, Date: 01-Dec-2017, Time: 02:40:26, ID: ICV171130M2-1 PFC ICV 17K3001, Description: PFC ICV 17K3001

PFDA

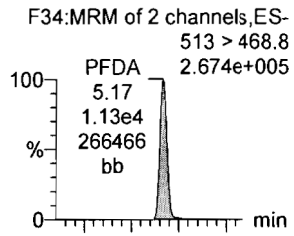

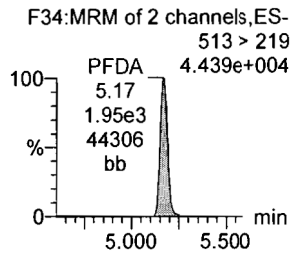

8:2 FTS

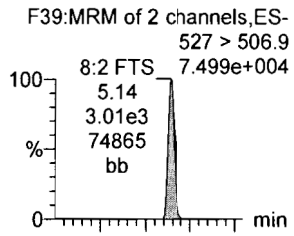

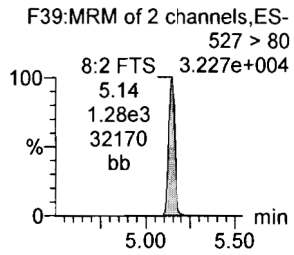

N-MeFOSAA

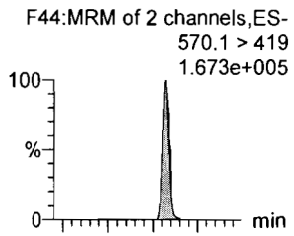

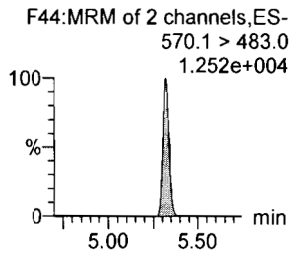

N-EtFOSAA

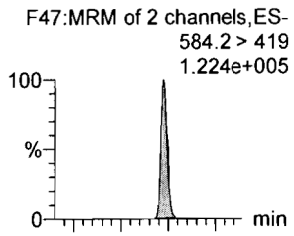

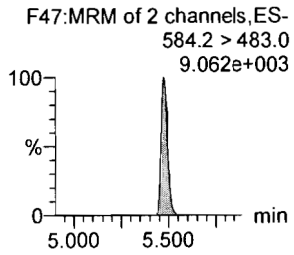

PFUdA

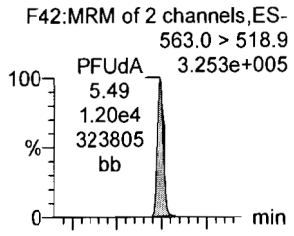

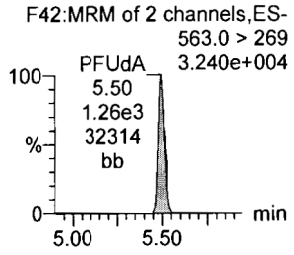

PFDS

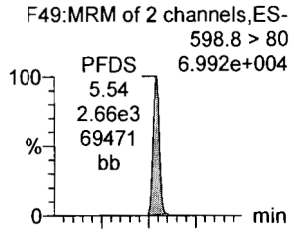

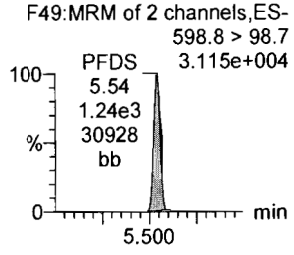

13C2-PFDA

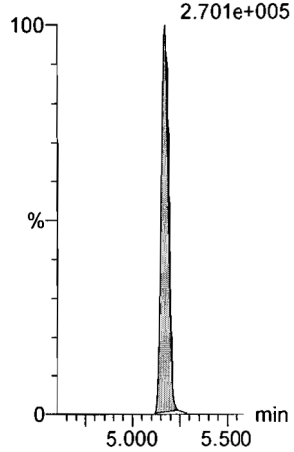

13C2-8:2 FTS

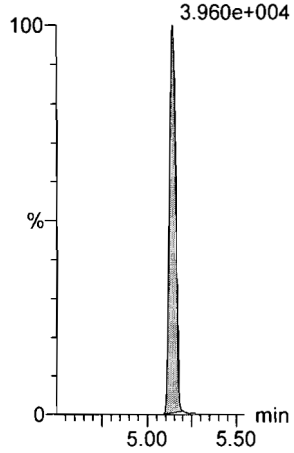

d3-N-MeFOSAA

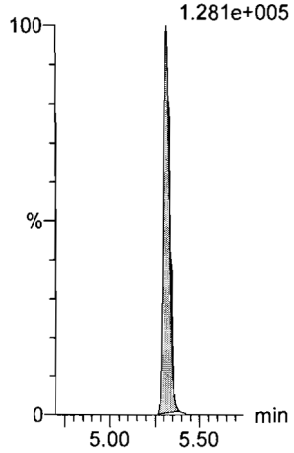

d5-N-EtFOSAA

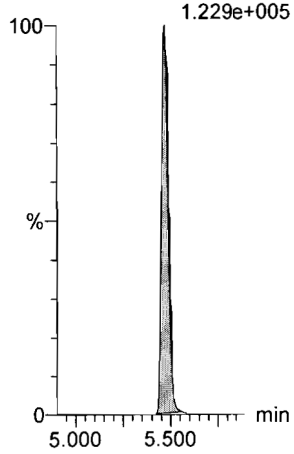

13C2-PFUdA

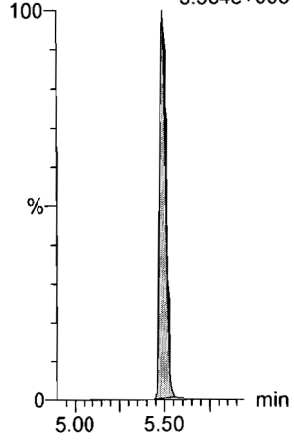

13C2-PFUdA

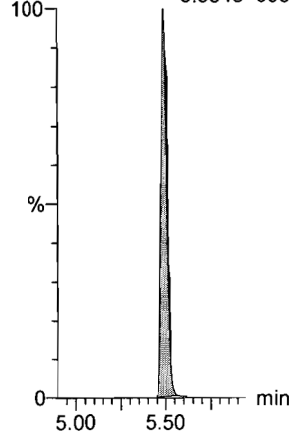

Dataset: U:\Q4.PRO\results\171130M2\171130M2-12.qld

Last Altered: Friday, December 01, 2017 12:39:18 Pacific Standard Time
Printed: Friday, December 01, 2017 12:40:55 Pacific Standard Time

Name: 171130M2_12, Date: 01-Dec-2017, Time: 02:40:26, ID: ICV171130M2-1 PFC ICV 17K3001, Description: PFC ICV 17K3001

PFDoA

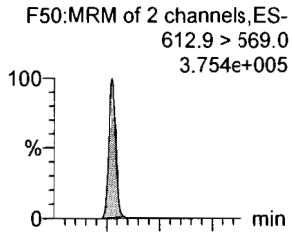

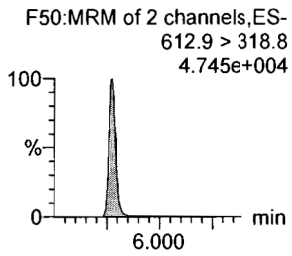

N-MeFOSA

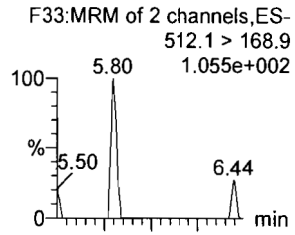

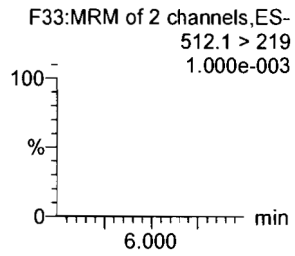

PFTrDA

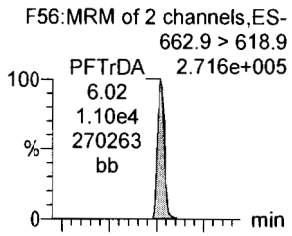

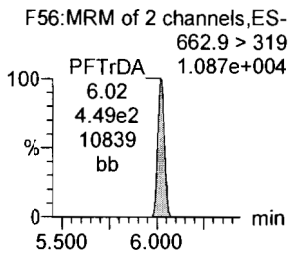

PFTeDA

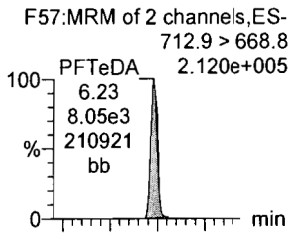

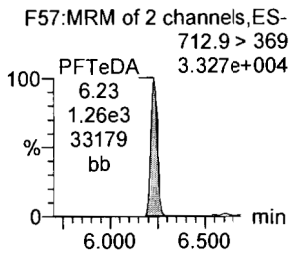

N-EtFOSA

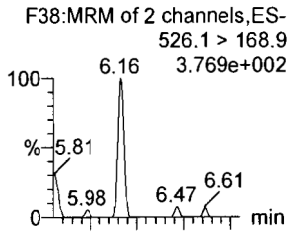

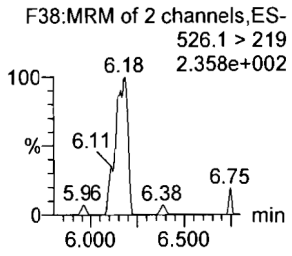

PFHxDA

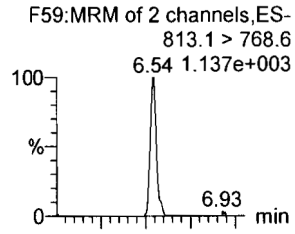

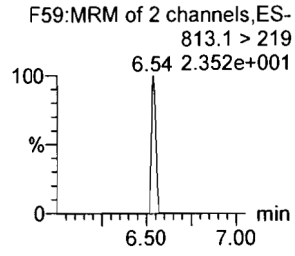

13C2-PFDoA

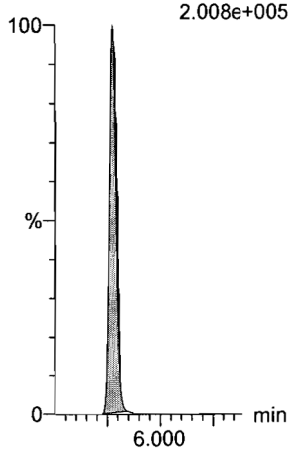

d3-N-MeFOSA

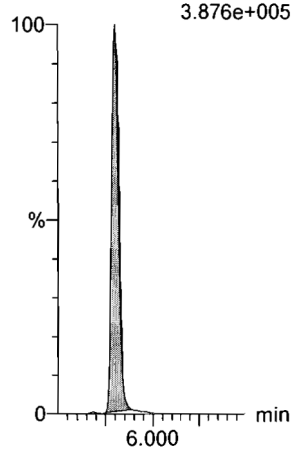

13C2-PFTeDA

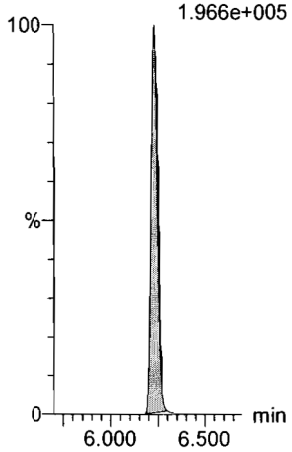

13C2-PFTeDA

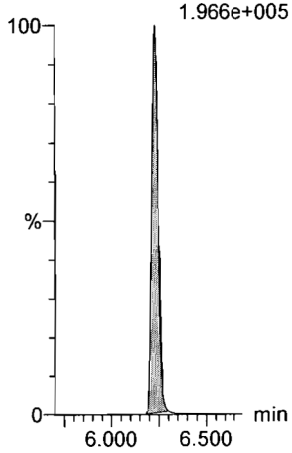

d5-N-ETFOSA

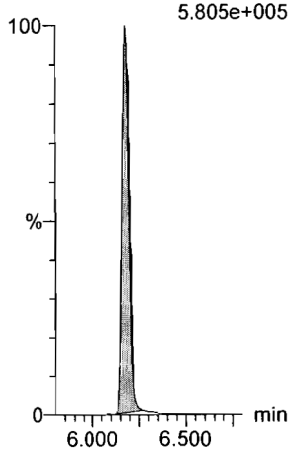

13C2-PFHxDA

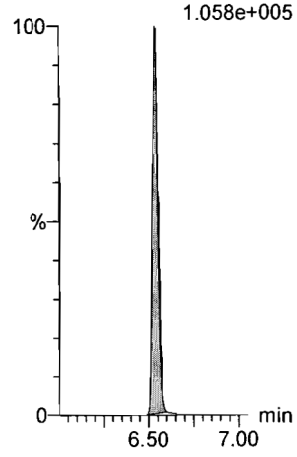

Dataset: U:\Q4.PRO\results\171130M2\171130M2-12.qld

Last Altered: Friday, December 01, 2017 12:39:18 Pacific Standard Time
Printed: Friday, December 01, 2017 12:40:55 Pacific Standard Time

Name: 171130M2_12, Date: 01-Dec-2017, Time: 02:40:26, ID: ICV171130M2-1 PFC ICV 17K3001, Description: PFC ICV 17K3001

PFODA
F61:MRM of 1 channel,ES-
913.1 > 868.8
6.77 4.265e+002

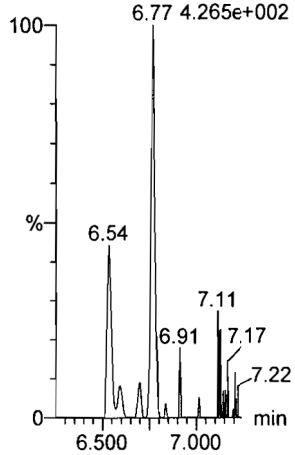

N-MeFOSE
F52:MRM of 1 channel,ES-
616.1 > 58.9
6.32 2.536e+002

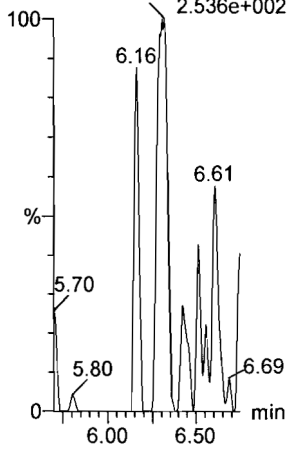

N-EtFOSE
F54:MRM of 1 channel,ES-
630.1 > 58.9
6.63 2.683e+002

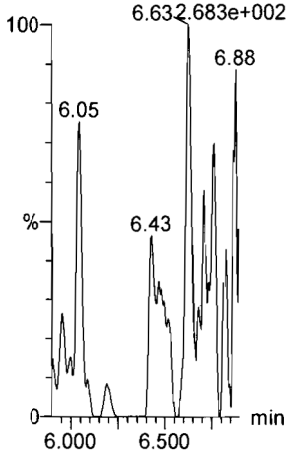

13C4-PFBA
F3:MRM of 1 channel,ES-
217. > 171.8
1.397e+005

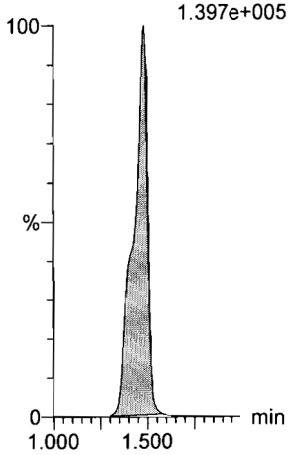

13C5-PFHxA
F10:MRM of 1 channel,ES-
318 > 272.9
5.218e+005

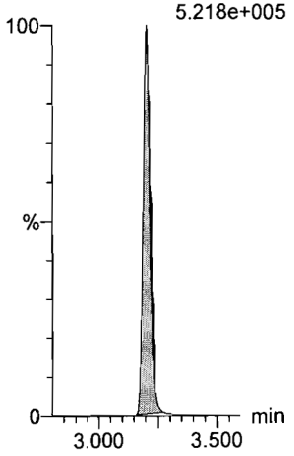

TCDA
F28:MRM of 3 channels,ES-
498.3 > 106.9
1.000e-003

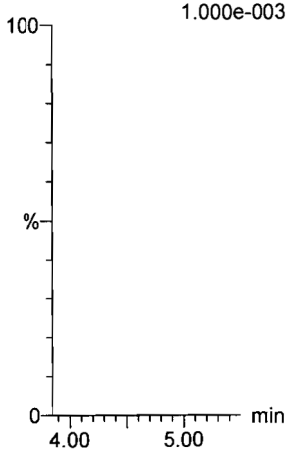

13C2-PFHxDA
F60:MRM of 1 channel,ES-
815 > 769.7
1.058e+005

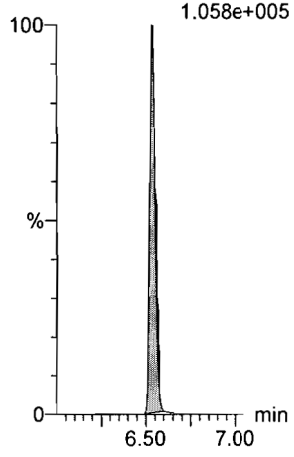

d7-N-MeFOSE
F53:MRM of 1 channel,ES-
623.1 > 58.9
5.589e+005

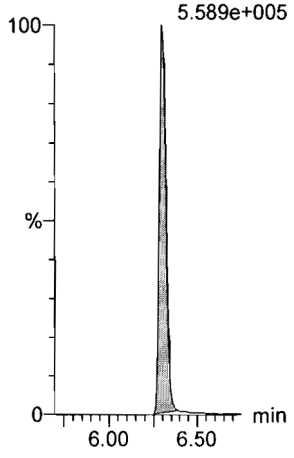

d9-N-EtFOSE
F55:MRM of 1 channel,ES-
639.2 > 58.8
6.273e+005

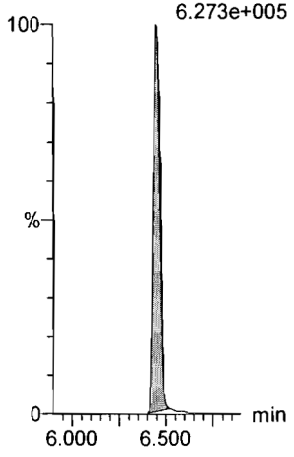

13C3-PFHxS
F16:MRM of 1 channel,ES-
401.9 > 79.9
7.793e+004

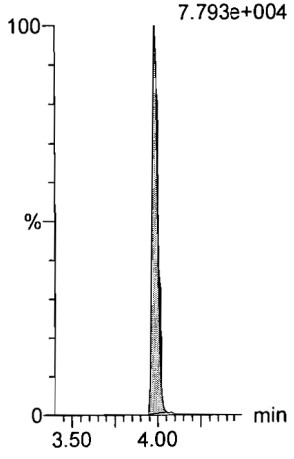

13C8-PFOA
F20:MRM of 1 channel,ES-
421.3 > 376
3.386e+005

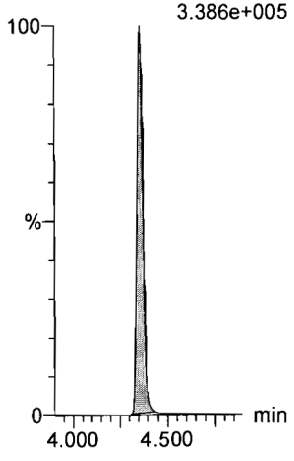

13C8-PFOS
F32:MRM of 1 channel,ES-
507.0 > 79.9
8.576e+004

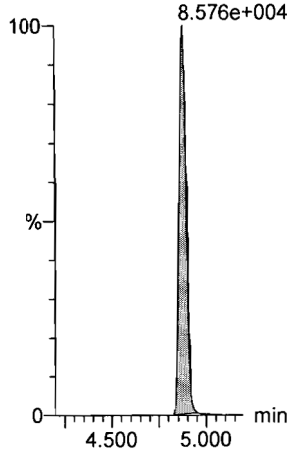

Dataset: U:\Q4.PRO\results\171130M2\171130M2-12.qld

Last Altered: Friday, December 01, 2017 12:39:18 Pacific Standard Time
Printed: Friday, December 01, 2017 12:40:55 Pacific Standard Time

Name: 171130M2_12, Date: 01-Dec-2017, Time: 02:40:26, ID: ICV171130M2-1 PFC ICV 17K3001, Description: PFC ICV 17K3001

13C9-PFNA

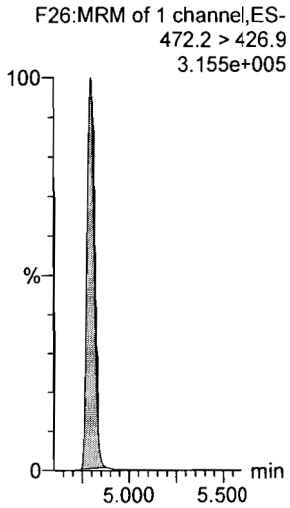

13C4-PFOS

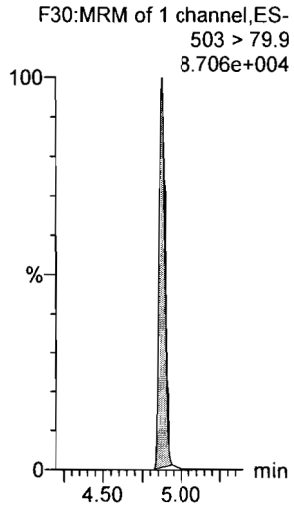

13C6-PFDA

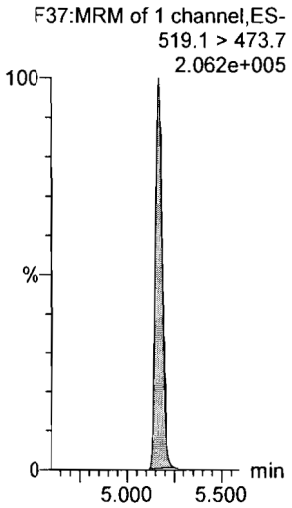

13C7-PFUdA

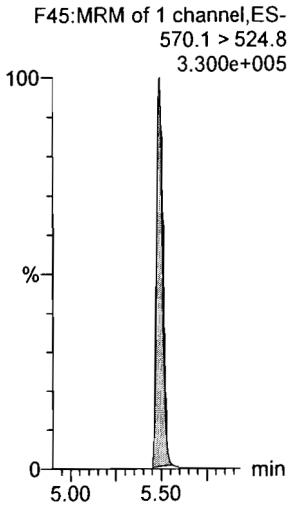

Vista Analytical Laboratory

Dataset: U:\Q4.PRO\results\171130M1\171130M1-3.qld

Last Altered: Thursday, November 30, 2017 14:38:01 Pacific Standard Time
Printed: Thursday, November 30, 2017 14:38:56 Pacific Standard Time

Method: U:\Q4.PRO\MethDB\PFAS_FULL_80C_112917.mdb 29 Nov 2017 15:16:56
Calibration: U:\Q4.PRO\CurveDB\C18_VAL-PFAS_Q4_11-29-17_FULL.cdb 29 Nov 2017 15:34:31

Name: 171130M1_3, Date: 30-Nov-2017, Time: 09:30:16, ID: IPA, Description: IPA

PFBA

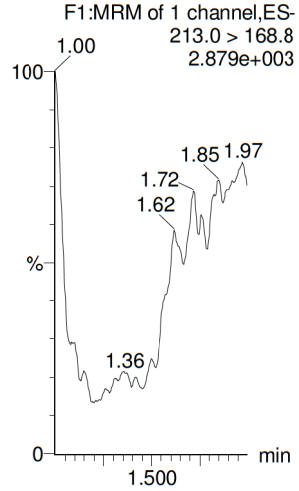

PFPeA

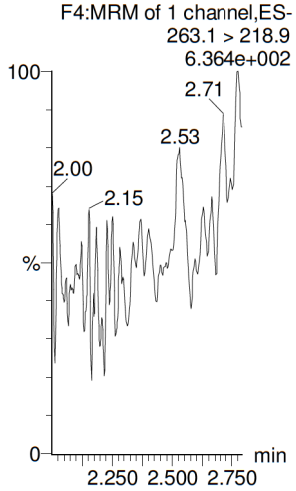

PFBS

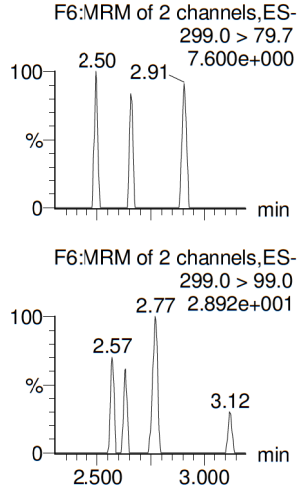

PFHxA

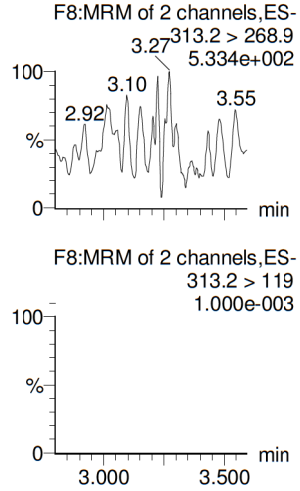

PFHpA

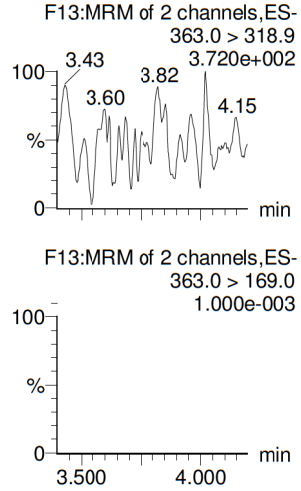

L-PFHxS

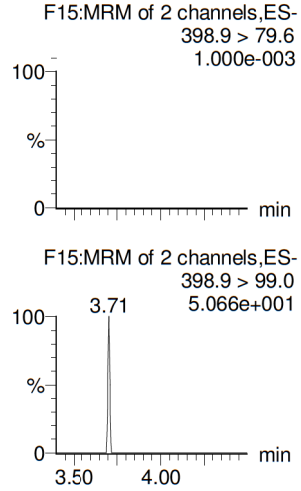

13C3-PFBA

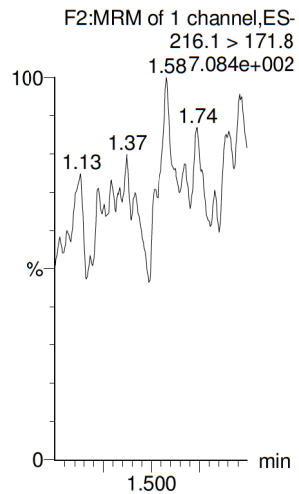

13C3-PFPeA

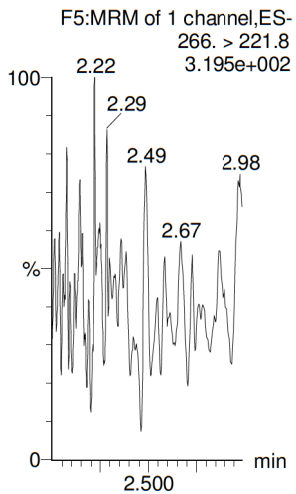

13C3-PFBS

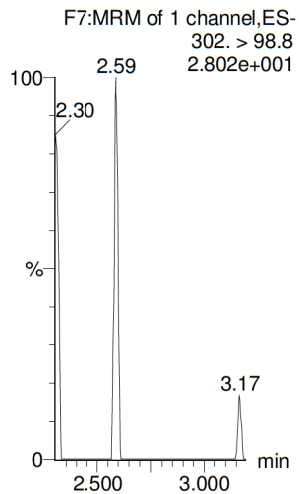

13C2-PFHxA

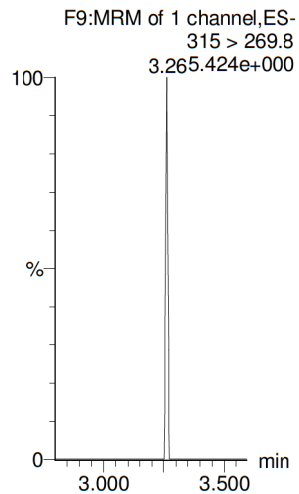

13C4-PFHpA

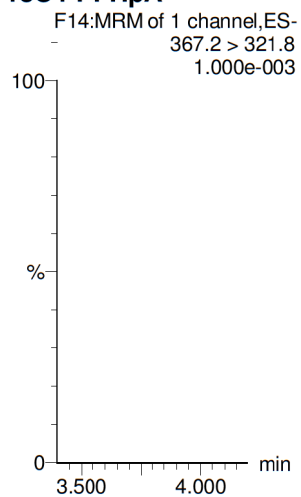

18O2-PFHxS

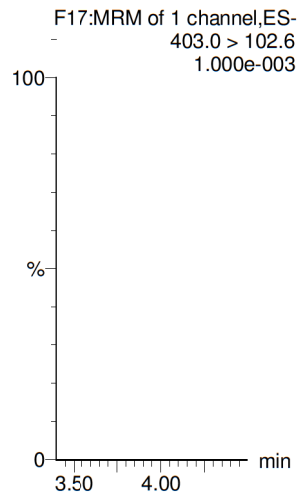

AC 11/30/17

Vista Analytical Laboratory

Dataset: U:\Q4.PRO\results\171130M1\171130M1-3.qld

Last Altered: Thursday, November 30, 2017 14:38:01 Pacific Standard Time
Printed: Thursday, November 30, 2017 14:38:56 Pacific Standard Time

Name: 171130M1_3, Date: 30-Nov-2017, Time: 09:30:16, ID: IPA, Description: IPA

6:2 FTS

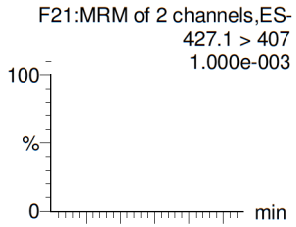

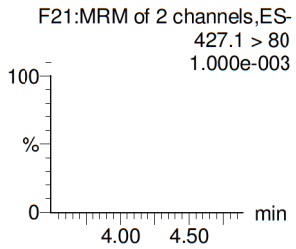

L-PFOA

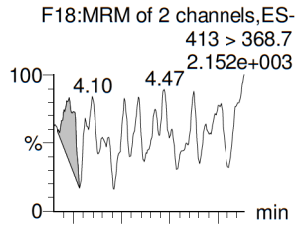

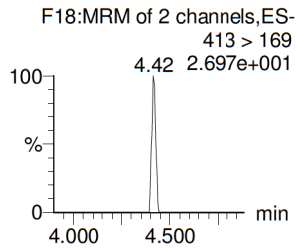

PFHpS

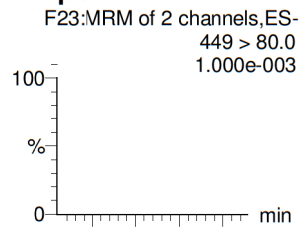

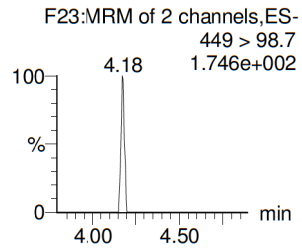

PFNA

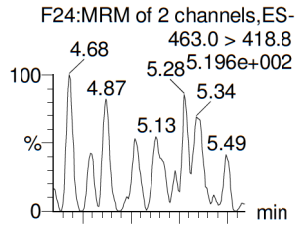

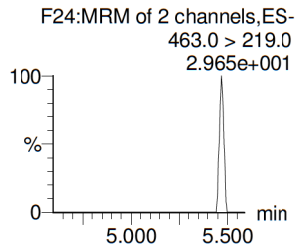

PFOSA

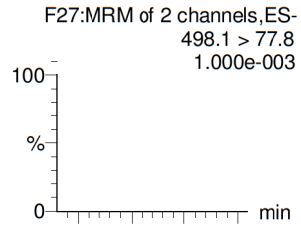

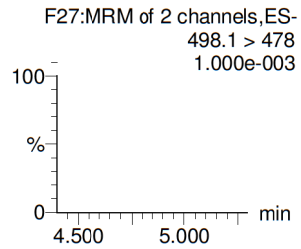

L-PFOS

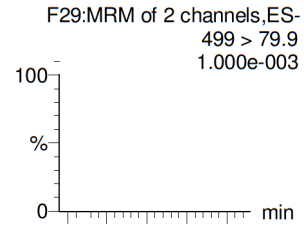

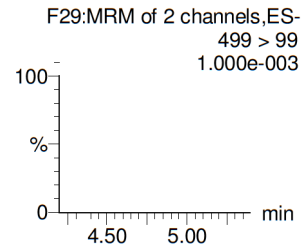

13C2-6:2 FTS

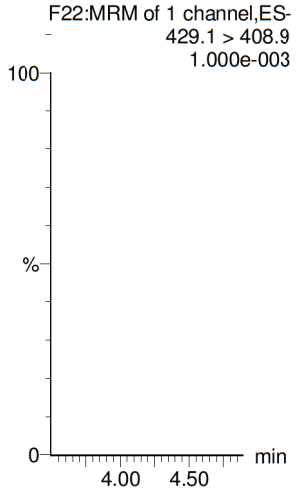

13C2-PFOA

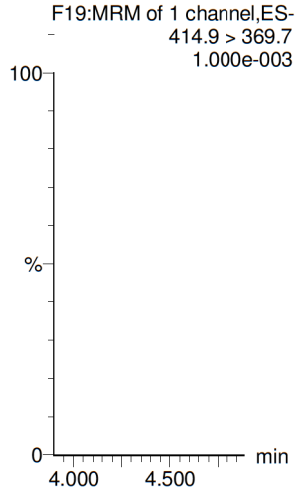

13C3-PFBS

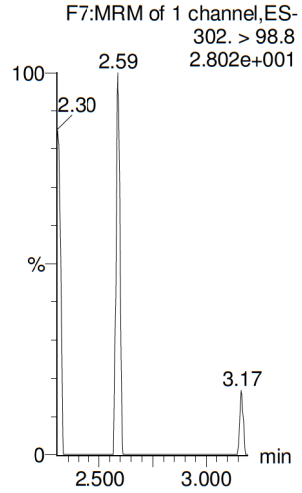

13C5-PFNA

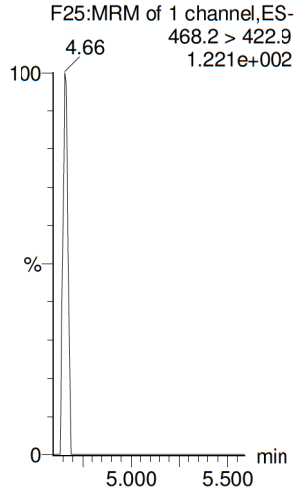

13C8-PFOSA

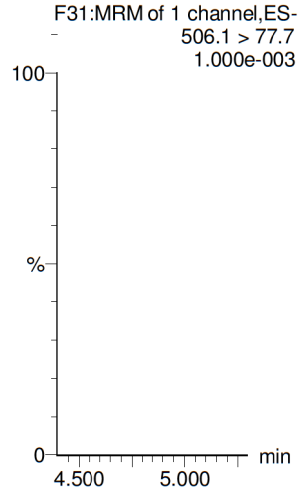

13C8-PFOS

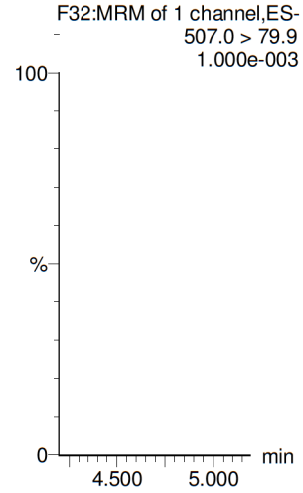

AC 11/30/17

Dataset: U:\Q4.PRO\results\171130M1\171130M1-3.qld

Last Altered: Thursday, November 30, 2017 14:38:01 Pacific Standard Time
Printed: Thursday, November 30, 2017 14:38:56 Pacific Standard Time

Name: 171130M1_3, Date: 30-Nov-2017, Time: 09:30:16, ID: IPA, Description: IPA

PFDA

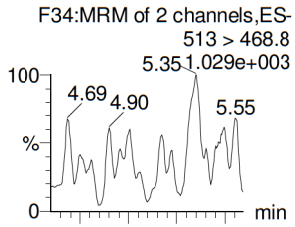

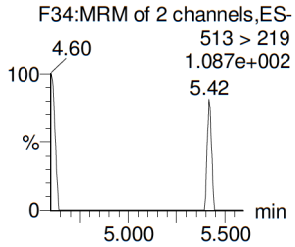

8:2 FTS

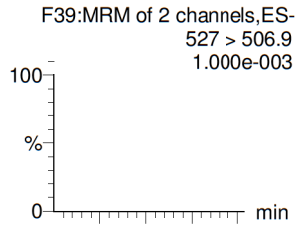

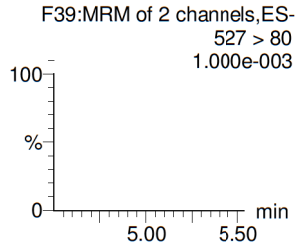

N-MeFOSAA

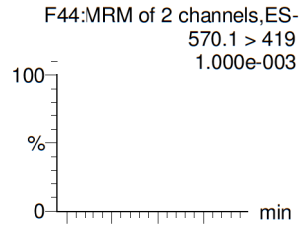

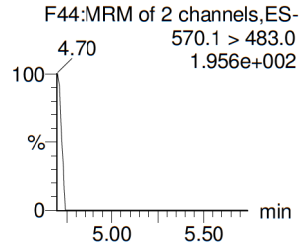

N-EtFOSAA

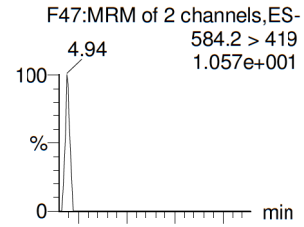

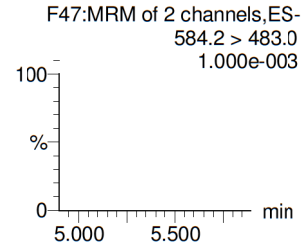

PFUdA

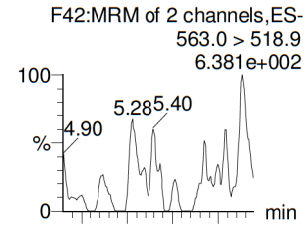

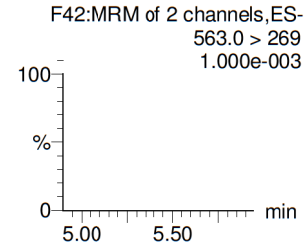

PFDS

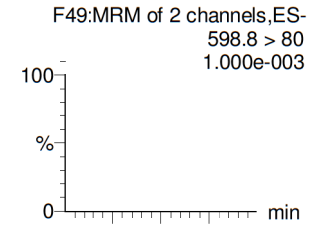

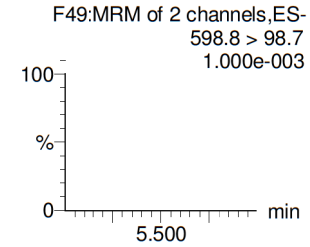

13C2-PFDA

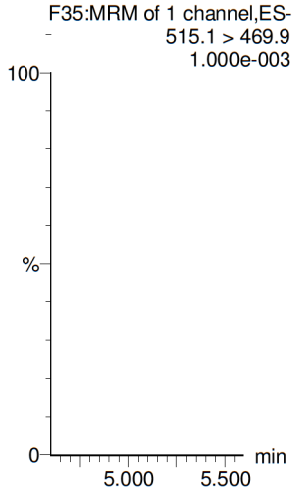

13C2-8:2 FTS

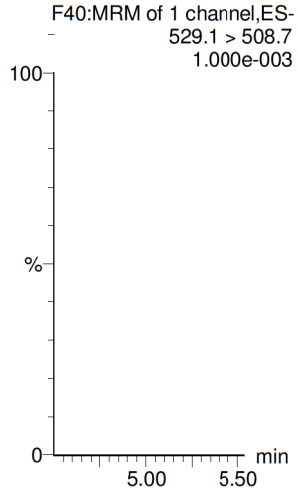

d3-N-MeFOSAA

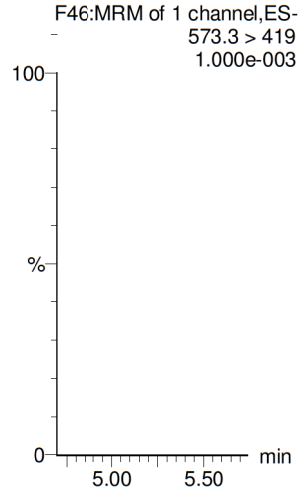

d5-N-EtFOSAA

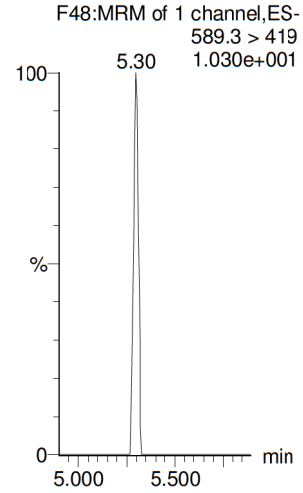

13C2-PFUdA

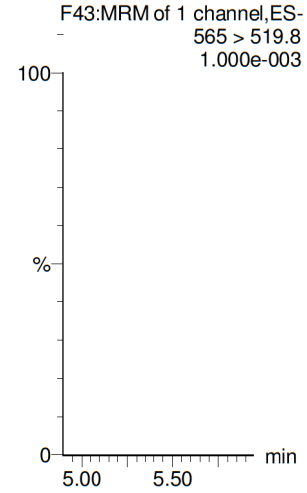

13C2-PFUdA

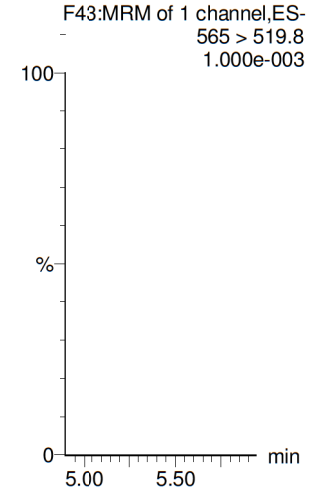

AC 11/30/17

Dataset: U:\Q4.PRO\results\171130M1\171130M1-3.qld

Last Altered: Thursday, November 30, 2017 14:38:01 Pacific Standard Time
Printed: Thursday, November 30, 2017 14:38:56 Pacific Standard Time

Name: 171130M1_3, Date: 30-Nov-2017, Time: 09:30:16, ID: IPA, Description: IPA

PFDoA

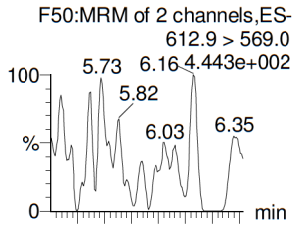

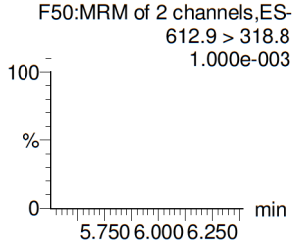

N-MeFOSA

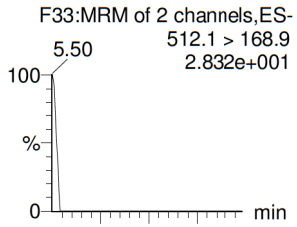

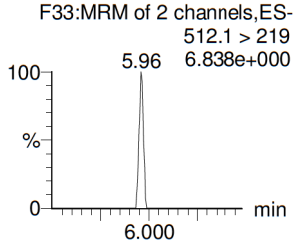

PFTrDA

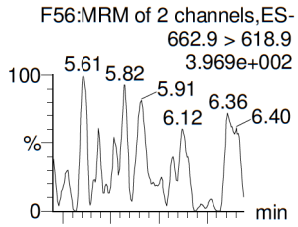

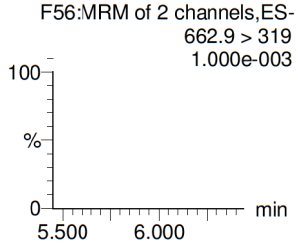

PFTeDA

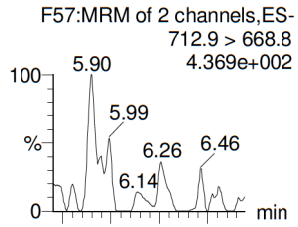

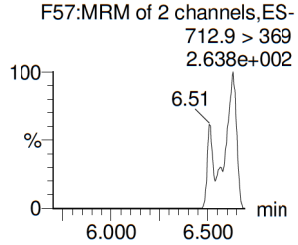

N-EtFOSA

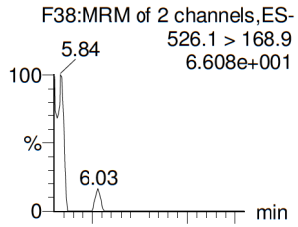

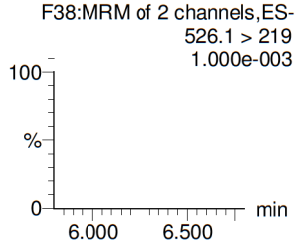

PFHxDA

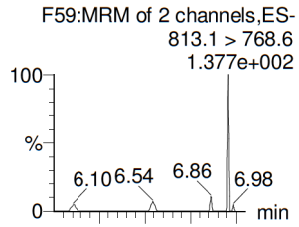

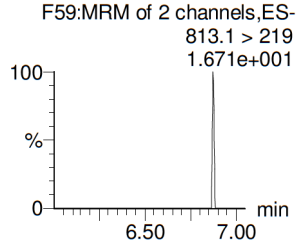

13C2-PFDoA

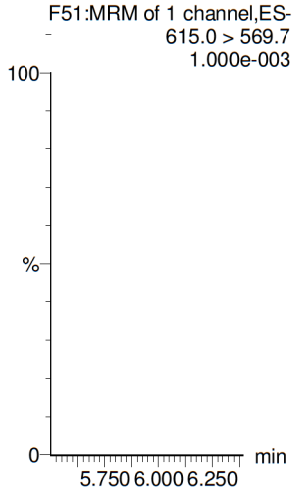

d3-N-MeFOSA

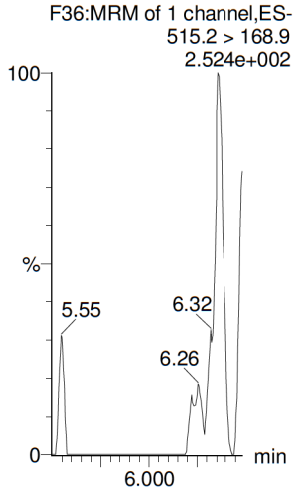

13C2-PFTeDA

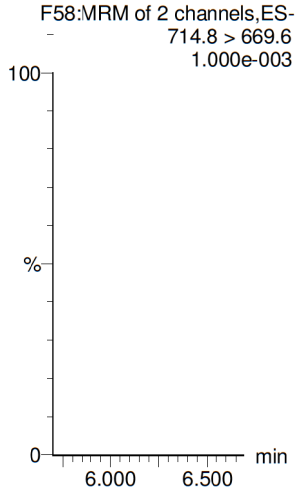

13C2-PFTeDA

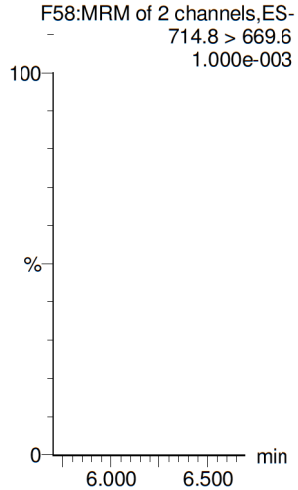

d5-N-ETFOSA

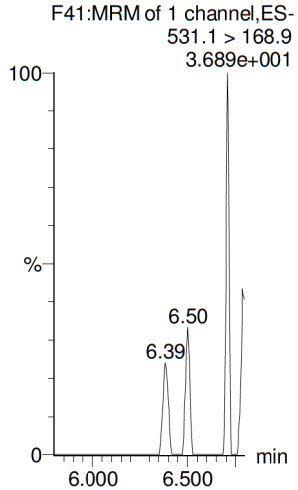

13C2-PFHxDA

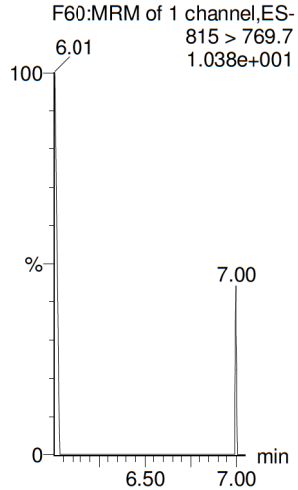

AC 11/30/17

Vista Analytical Laboratory

Dataset: U:\Q4.PRO\results\171130M1\171130M1-3.qld

Last Altered: Thursday, November 30, 2017 14:38:01 Pacific Standard Time
Printed: Thursday, November 30, 2017 14:38:56 Pacific Standard Time

Name: 171130M1_3, Date: 30-Nov-2017, Time: 09:30:16, ID: IPA, Description: IPA

PFODA

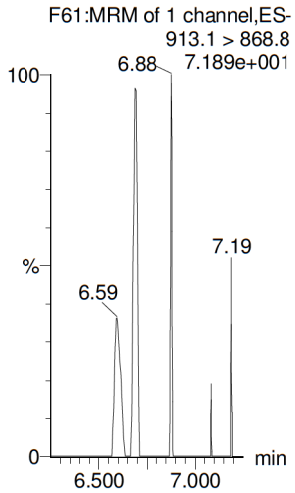

N-MeFOSE

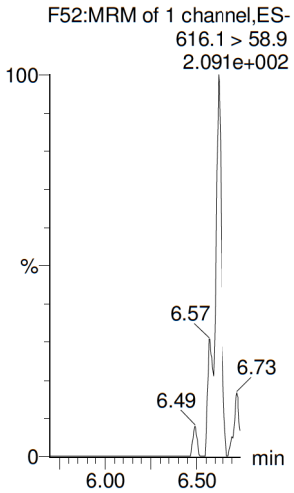

N-EtFOSE

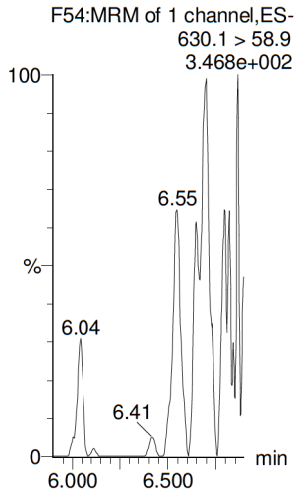

13C4-PFBA

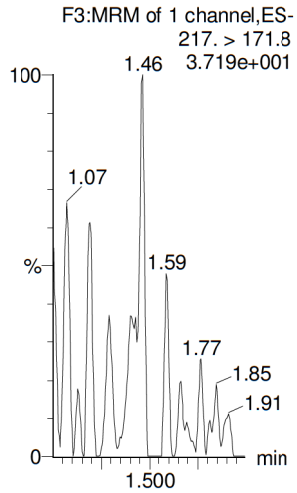

13C5-PFHxA

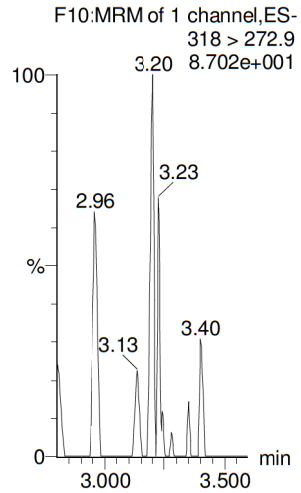

13C3-PFHxS

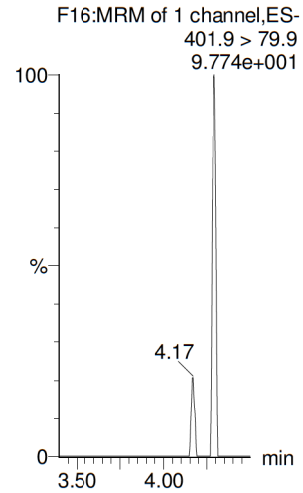

13C2-PFHxDA

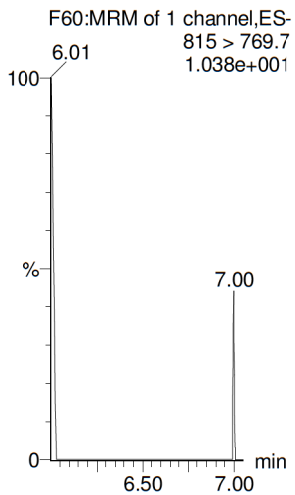

d7-N-MeFOSE

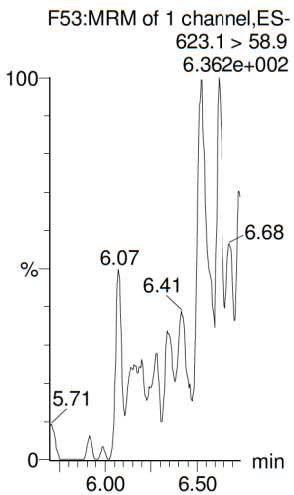

d9-N-EtFOSE

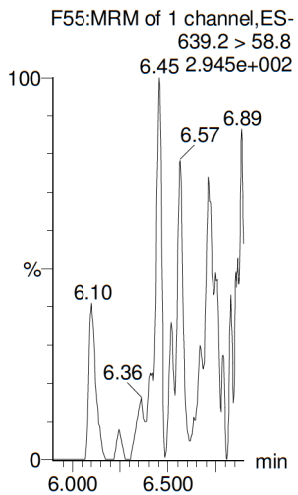

13C8-PFOA

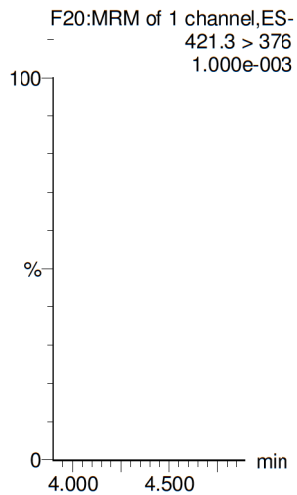

13C9-PFNA

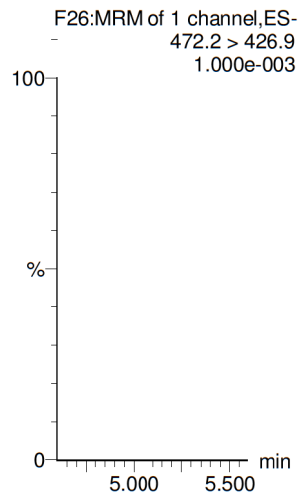

13C4-PFOS

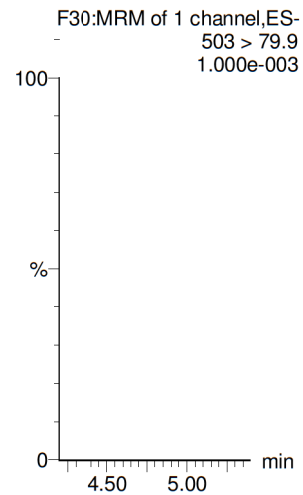

AC 11/30/17

Vista Analytical Laboratory

Dataset: U:\Q4.PRO\results\171130M1\171130M1-3.qld

Last Altered: Thursday, November 30, 2017 14:38:01 Pacific Standard Time
Printed: Thursday, November 30, 2017 14:38:56 Pacific Standard Time

Name: 171130M1_3, Date: 30-Nov-2017, Time: 09:30:16, ID: IPA, Description: IPA

13C6-PFDA

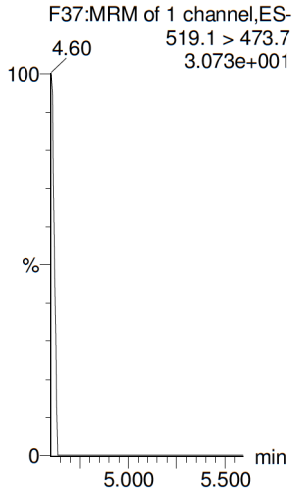

13C7-PFUdA

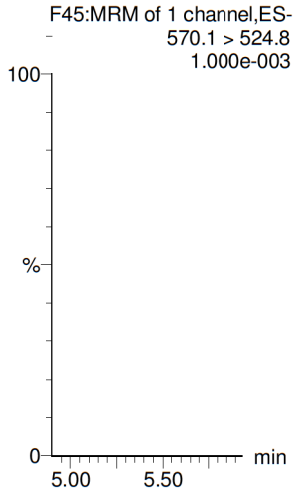

AC 11/30/17

Vista Analytical Laboratory

Dataset: U:\Q4.PRO\results\171203M1\171203M1-CRV.qld

Last Altered: Monday, December 04, 2017 15:00:50 Pacific Standard Time
Printed: Monday, December 04, 2017 15:06:01 Pacific Standard Time

Method: U:\Q4.PRO\MethDB\PFAS_FULL_80C_113017.mdb 01 Dec 2017 12:18:40
Calibration: U:\Q4.PRO\CurveDB\C18_VAL-PFAS_Q4_12-3-17_FULL.cdb 04 Dec 2017 15:00:50

AC 12/4/17

rjf 12/04/2017

Compound name: PFBA
Correlation coefficient: r = 0.999943, r^2 = 0.999885
Calibration curve: 1.15326 * x + -0.00526795
Response type: Internal Std (Ref 31), Area * (IS Conc. / IS Area)
Curve type: Linear, Origin: Include, Weighting: 1/x, Axis trans: None

	#	Name	Type	Std. Conc	RT	Area	IS Area	Response	Conc.	%Dev	Conc. Flag	CoD	CoD Flag	x=excluded
1	1	171203M1_2	Standard	0.250	1.42	235.097	10403.896	0.282	0.2	-0.2	NO	1.000	NO	MM
2	2	171203M1_3	Standard	0.500	1.42	533.004	11058.979	0.602	0.5	5.4	NO	1.000	NO	MM
3	3	171203M1_4	Standard	1.000	1.41	1047.772	11808.137	1.109	1.0	-3.4	NO	1.000	NO	MM
4	4	171203M1_5	Standard	2.000	1.42	1920.519	11089.125	2.165	1.9	-5.9	NO	1.000	NO	MM
5	5	171203M1_6	Standard	5.000	1.42	5472.838	11583.909	5.906	5.1	2.5	NO	1.000	NO	bb
6	6	171203M1_7	Standard	10.000	1.42	10909.391	11699.238	11.656	10.1	1.1	NO	1.000	NO	bb
7	7	171203M1_8	Standard	50.000	1.42	50803.156	11075.148	57.339	49.7	-0.6	NO	1.000	NO	bb
8	8	171203M1_9	Standard	100.000	1.42	97965.117	10775.852	113.640	98.5	-1.5	NO	1.000	NO	MM
9	9	171203M1_10	Standard	250.000	1.42	253637.484	10925.837	290.181	251.6	0.6	NO	1.000	NO	bb

Compound name: PFPeA
Correlation coefficient: r = 0.999473, r^2 = 0.998947
Calibration curve: 1.04888 * x + 0.0214623
Response type: Internal Std (Ref 32), Area * (IS Conc. / IS Area)
Curve type: Linear, Origin: Exclude, Weighting: 1/x, Axis trans: None

	#	Name	Type	Std. Conc	RT	Area	IS Area	Response	Conc.	%Dev	Conc. Flag	CoD	CoD Flag	x=excluded
1	1	171203M1_2	Standard	0.250	2.36	329.223	13455.196	0.306	0.3	8.5	NO	0.999	NO	bb
2	2	171203M1_3	Standard	0.500	2.36	579.260	13282.940	0.545	0.5	-0.1	NO	0.999	NO	bb
3	3	171203M1_4	Standard	1.000	2.36	1200.628	14744.729	1.018	0.9	-5.0	NO	0.999	NO	bb
4	4	171203M1_5	Standard	2.000	2.36	2365.795	13663.552	2.164	2.0	2.2	NO	0.999	NO	bb
5	5	171203M1_6	Standard	5.000	2.36	6042.099	14741.586	5.123	4.9	-2.7	NO	0.999	NO	bb
6	6	171203M1_7	Standard	10.000	2.36	12188.307	14129.136	10.783	10.3	2.6	NO	0.999	NO	bb
7	7	171203M1_8	Standard	50.000	2.36	56919.684	13992.766	50.847	48.5	-3.1	NO	0.999	NO	bb
8	8	171203M1_9	Standard	100.000	2.36	106791.391	13349.131	99.998	95.3	-4.7	NO	0.999	NO	bb
9	9	171203M1_10	Standard	250.000	2.36	277942.219	12933.510	268.626	256.1	2.4	NO	0.999	NO	bb

Dataset: U:\Q4.PRO\results\171203M1\171203M1-CRV.qld

Last Altered: Monday, December 04, 2017 13:28:07 Pacific Standard Time
Printed: Monday, December 04, 2017 13:44:52 Pacific Standard Time

Compound name: PFBS
Correlation coefficient: r = 0.999467, r^2 = 0.998935
Calibration curve: 2.17658 * x + -0.0216502
Response type: Internal Std (Ref 33), Area * (IS Conc. / IS Area)
Curve type: Linear, Origin: Exclude, Weighting: 1/x, Axis trans: None

	#	Name	Type	Std. Conc	RT	Area	IS Area	Response	Conc.	%Dev	Conc. Flag	CoD	CoD Flag	x=excluded
1	1	171203M1_2	Standard	0.250	2.64	67.310	1774.989	0.474	0.2	-8.9	NO	0.999	NO	bb
2	2	171203M1_3	Standard	0.500	2.64	163.862	1842.926	1.111	0.5	4.1	NO	0.999	NO	bb
3	3	171203M1_4	Standard	1.000	2.63	321.151	1937.872	2.072	1.0	-3.8	NO	0.999	NO	bb
4	4	171203M1_5	Standard	2.000	2.63	638.330	1822.168	4.379	2.0	1.1	NO	0.999	NO	bb
5	5	171203M1_6	Standard	5.000	2.63	1799.565	1970.893	11.413	5.3	5.1	NO	0.999	NO	bb
6	6	171203M1_7	Standard	10.000	2.64	3062.875	1841.931	20.786	9.6	-4.4	NO	0.999	NO	bb
7	7	171203M1_8	Standard	50.000	2.64	15207.330	1635.326	116.241	53.4	6.8	NO	0.999	NO	bb
8	8	171203M1_9	Standard	100.000	2.64	28713.791	1613.693	222.423	102.2	2.2	NO	0.999	NO	bb
9	9	171203M1_10	Standard	250.000	2.63	64722.758	1519.743	532.350	244.6	-2.2	NO	0.999	NO	bb

Compound name: PFHxA
Correlation coefficient: r = 0.999424, r^2 = 0.998848
Calibration curve: 1.45339 * x + 0.125162
Response type: Internal Std (Ref 34), Area * (IS Conc. / IS Area)
Curve type: Linear, Origin: Exclude, Weighting: 1/x, Axis trans: None

	#	Name	Type	Std. Conc	RT	Area	IS Area	Response	Conc.	%Dev	Conc. Flag	CoD	CoD Flag	x=excluded
1	1	171203M1_2	Standard	0.250	3.13	463.647	5185.409	0.447	0.2	-11.4	NO	0.999	NO	bb
2	2	171203M1_3	Standard	0.500	3.13	842.962	5587.707	0.754	0.4	-13.4	NO	0.999	NO	bb
3	3	171203M1_4	Standard	1.000	3.13	1730.857	5558.158	1.557	1.0	-1.5	NO	0.999	NO	bb
4	4	171203M1_5	Standard	2.000	3.13	3523.033	5489.907	3.209	2.1	6.1	NO	0.999	NO	bb
5	5	171203M1_6	Standard	5.000	3.13	9416.817	5626.821	8.368	5.7	13.4	NO	0.999	NO	bb
6	6	171203M1_7	Standard	10.000	3.13	17951.799	6017.568	14.916	10.2	1.8	NO	0.999	NO	bb
7	7	171203M1_8	Standard	50.000	3.13	82762.922	5279.931	78.375	53.8	7.7	NO	0.999	NO	bb
8	8	171203M1_9	Standard	100.000	3.13	143492.891	4995.797	143.614	98.7	-1.3	NO	0.999	NO	bb
9	9	171203M1_10	Standard	250.000	3.13	360858.781	5032.982	358.494	246.6	-1.4	NO	0.999	NO	bb

Dataset: U:\Q4.PRO\results\171203M1\171203M1-CRV.qld

Last Altered: Monday, December 04, 2017 13:28:07 Pacific Standard Time
Printed: Monday, December 04, 2017 13:44:52 Pacific Standard Time

Compound name: PFHpA
Correlation coefficient: r = 0.999682, r^2 = 0.999364
Calibration curve: 1.33427 * x + 0.0823203
Response type: Internal Std (Ref 35), Area * (IS Conc. / IS Area)
Curve type: Linear, Origin: Exclude, Weighting: 1/x, Axis trans: None

	#	Name	Type	Std. Conc	RT	Area	IS Area	Response	Conc.	%Dev	Conc. Flag	CoD	CoD Flag	x=excluded
1	1	171203M1_2	Standard	0.250	3.75	310.537	10761.428	0.361	0.2	-16.5	NO	0.999	NO	bb
2	2	171203M1_3	Standard	0.500	3.75	588.073	10221.604	0.719	0.5	-4.5	NO	0.999	NO	bb
3	3	171203M1_4	Standard	1.000	3.75	1241.409	12327.138	1.259	0.9	-11.8	NO	0.999	NO	bb
4	4	171203M1_5	Standard	2.000	3.75	2568.422	10512.604	3.054	2.2	11.4	NO	0.999	NO	bb
5	5	171203M1_6	Standard	5.000	3.75	7126.315	11240.579	7.925	5.9	17.6	NO	0.999	NO	bb
6	6	171203M1_7	Standard	10.000	3.75	12869.255	11686.986	13.765	10.3	2.5	NO	0.999	NO	bb
7	7	171203M1_8	Standard	50.000	3.75	59185.738	10851.854	68.175	51.0	2.1	NO	0.999	NO	bb
8	8	171203M1_9	Standard	100.000	3.75	117490.148	10950.887	134.110	100.5	0.5	NO	0.999	NO	bb
9	9	171203M1_10	Standard	250.000	3.75	268421.094	10164.380	330.100	247.3	-1.1	NO	0.999	NO	bb

Compound name: L-PFHxS
Correlation coefficient: r = 0.999517, r^2 = 0.999034
Calibration curve: 2.11572 * x + 0.0176774
Response type: Internal Std (Ref 36), Area * (IS Conc. / IS Area)
Curve type: Linear, Origin: Exclude, Weighting: 1/x, Axis trans: None

	#	Name	Type	Std. Conc	RT	Area	IS Area	Response	Conc.	%Dev	Conc. Flag	CoD	CoD Flag	x=excluded
1	1	171203M1_2	Standard	0.250	3.90	39.397	1258.252	0.391	0.2	-29.3	NO	0.999	NO	MM
2	2	171203M1_3	Standard	0.500	3.90	142.074	1539.226	1.154	0.5	7.4	NO	0.999	NO	MM
3	3	171203M1_4	Standard	1.000	3.90	281.821	1520.852	2.316	1.1	8.6	NO	0.999	NO	MM
4	4	171203M1_5	Standard	2.000	3.90	471.793	1499.208	3.934	1.9	-7.5	NO	0.999	NO	MM
5	5	171203M1_6	Standard	5.000	3.90	1501.699	1617.029	11.608	5.5	9.6	NO	0.999	NO	MM
6	6	171203M1_7	Standard	10.000	3.89	2761.253	1413.939	24.411	11.5	15.3	NO	0.999	NO	MM
7	7	171203M1_8	Standard	50.000	3.90	12169.012	1484.696	102.454	48.4	-3.2	NO	0.999	NO	MM
8	8	171203M1_9	Standard	100.000	3.89	24551.395	1470.195	208.743	98.7	-1.3	NO	0.999	NO	MM
9	9	171203M1_10	Standard	250.000	3.90	55620.750	1309.078	531.106	251.0	0.4	NO	0.999	NO	MM

Dataset: U:\Q4.PRO\results\171203M1\171203M1-CRV.qld

Last Altered: Monday, December 04, 2017 13:28:07 Pacific Standard Time
Printed: Monday, December 04, 2017 13:44:52 Pacific Standard Time

Compound name: 6:2 FTS
Coefficient of Determination: R^2 = 0.998279
Calibration curve: -0.0013676 * x^2 + 1.03287 * x + 0.0651598
Response type: Internal Std (Ref 37), Area * (IS Conc. / IS Area)
Curve type: 2nd Order, Origin: Exclude, Weighting: 1/x, Axis trans: None

	#	Name	Type	Std. Conc	RT	Area	IS Area	Response	Conc.	%Dev	Conc. Flag	CoD	CoD Flag	x=excluded
1	1	171203M1_2	Standard	0.250	4.22	67.890	3446.744	0.246	0.2	-29.9	NO	0.998	NO	bb
2	2	171203M1_3	Standard	0.500	4.21	160.237	3264.063	0.614	0.5	6.3	NO	0.998	NO	bb
3	3	171203M1_4	Standard	1.000	4.21	346.929	3773.112	1.149	1.1	5.1	NO	0.998	NO	bb
4	4	171203M1_5	Standard	2.000	4.21	702.475	3816.569	2.301	2.2	8.5	NO	0.998	NO	bb
5	5	171203M1_6	Standard	5.000	4.21	1804.225	4088.230	5.517	5.3	6.3	NO	0.998	NO	bb
6	6	171203M1_7	Standard	10.000	4.21	3163.377	3593.896	11.003	10.7	7.4	NO	0.998	NO	bb
7	7	171203M1_8	Standard	50.000	4.21	15058.261	4093.834	45.978	47.4	-5.1	NO	0.998	NO	bb
8	8	171203M1_9	Standard	100.000	4.21	30245.215	4166.623	90.737	101.4	1.4	NO	0.998	NO	bb
9	9	171203M1_10	Standard	250.000	4.21	57009.465	5628.857	126.601	153.9	-38.5	NO	0.998	NO	bbX

Compound name: L-PFOA
Correlation coefficient: r = 0.997823, r^2 = 0.995651
Calibration curve: 0.993395 * x + 0.24169
Response type: Internal Std (Ref 38), Area * (IS Conc. / IS Area)
Curve type: Linear, Origin: Exclude, Weighting: 1/x, Axis trans: None

	#	Name	Type	Std. Conc	RT	Area	IS Area	Response	Conc.	%Dev	Conc. Flag	CoD	CoD Flag	x=excluded
1	1	171203M1_2	Standard	0.250	4.28	502.414	13091.800	0.480	0.2	-4.2	NO	0.996	NO	bb
2	2	171203M1_3	Standard	0.500	4.26	823.043	13890.688	0.741	0.5	0.5	NO	0.996	NO	bb
3	3	171203M1_4	Standard	1.000	4.27	1457.623	15526.254	1.174	0.9	-6.2	NO	0.996	NO	bb
4	4	171203M1_5	Standard	2.000	4.27	2423.686	13618.697	2.225	2.0	-0.2	NO	0.996	NO	bb
5	5	171203M1_6	Standard	5.000	4.27	6446.013	15102.899	5.335	5.1	2.5	NO	0.996	NO	bb
6	6	171203M1_7	Standard	10.000	4.27	11255.781	13813.179	10.186	10.0	0.1	NO	0.996	NO	bb
7	7	171203M1_8	Standard	50.000	4.27	55248.031	12014.865	57.479	57.6	15.2	NO	0.996	NO	bb
8	8	171203M1_9	Standard	100.000	4.26	106440.102	14495.797	91.785	92.2	-7.8	NO	0.996	NO	bb
9	9	171203M1_10	Standard	250.000	4.26	258732.906	13001.343	248.756	250.2	0.1	NO	0.996	NO	bb

Dataset: U:\Q4.PRO\results\171203M1\171203M1-CRV.qld

Last Altered: Monday, December 04, 2017 13:28:07 Pacific Standard Time
Printed: Monday, December 04, 2017 13:44:52 Pacific Standard Time

Compound name: PFHpS
Coefficient of Determination: R^2 = 0.991681
Calibration curve: -3.19092e-005 * x^2 + 0.258342 * x + -0.0241076
Response type: Internal Std (Ref 38), Area * (IS Conc. / IS Area)
Curve type: 2nd Order, Origin: Exclude, Weighting: 1/x, Axis trans: None

	#	Name	Type	Std. Conc	RT	Area	IS Area	Response	Conc.	%Dev	Conc. Flag	CoD	CoD Flag	x=excluded
1	1	171203M1_2	Standard	0.250	4.38	34.505	13091.800	0.033	0.2	-11.7	NO	0.992	NO	MM
2	2	171203M1_3	Standard	0.500	4.38	123.038	13890.688	0.111	0.5	4.4	NO	0.992	NO	bb
3	3	171203M1_4	Standard	1.000	4.38	245.173	15526.254	0.197	0.9	-14.3	NO	0.992	NO	bb
4	4	171203M1_5	Standard	2.000	4.38	568.086	13618.697	0.521	2.1	5.6	NO	0.992	NO	bb
5	5	171203M1_6	Standard	5.000	4.38	1580.843	15102.899	1.308	5.2	3.2	NO	0.992	NO	bb
6	6	171203M1_7	Standard	10.000	4.38	3021.165	13813.179	2.734	10.7	6.9	NO	0.992	NO	bb
7	7	171203M1_8	Standard	50.000	4.38	14464.111	12014.865	15.048	58.8	17.5	NO	0.992	NO	bb
8	8	171203M1_9	Standard	100.000	4.38	25715.541	14495.797	22.175	86.9	-13.1	NO	0.992	NO	bb
9	9	171203M1_10	Standard	250.000	4.38	65982.836	13001.343	63.438	253.6	1.4	NO	0.992	NO	bb

Compound name: PFNA
Coefficient of Determination: R^2 = 0.998168
Calibration curve: -0.0005958 * x^2 + 1.39466 * x + 0.0582514
Response type: Internal Std (Ref 39), Area * (IS Conc. / IS Area)
Curve type: 2nd Order, Origin: Exclude, Weighting: 1/x, Axis trans: None

	#	Name	Type	Std. Conc	RT	Area	IS Area	Response	Conc.	%Dev	Conc. Flag	CoD	CoD Flag	x=excluded
1	1	171203M1_2	Standard	0.250	4.71	367.919	11037.436	0.417	0.3	2.8	NO	0.998	NO	MM
2	2	171203M1_3	Standard	0.500	4.70	628.913	13741.815	0.572	0.4	-26.3	NO	0.998	NO	bb
3	3	171203M1_4	Standard	1.000	4.70	1765.901	16089.826	1.372	0.9	-5.8	NO	0.998	NO	bb
4	4	171203M1_5	Standard	2.000	4.70	3300.832	12327.034	3.347	2.4	18.0	NO	0.998	NO	bb
5	5	171203M1_6	Standard	5.000	4.70	8593.761	13448.699	7.988	5.7	14.0	NO	0.998	NO	bb
6	6	171203M1_7	Standard	10.000	4.70	16248.931	15252.102	13.317	9.5	-4.5	NO	0.998	NO	bb
7	7	171203M1_8	Standard	50.000	4.70	71357.156	12296.287	72.539	53.2	6.4	NO	0.998	NO	bb
8	8	171203M1_9	Standard	100.000	4.70	135395.000	13333.878	126.928	94.8	-5.2	NO	0.998	NO	bb
9	9	171203M1_10	Standard	250.000	4.70	310129.063	12373.658	313.296	251.7	0.7	NO	0.998	NO	bb

Dataset: U:\Q4.PRO\results\171203M1\171203M1-CRV.qld

Last Altered: Monday, December 04, 2017 13:28:07 Pacific Standard Time
Printed: Monday, December 04, 2017 13:44:52 Pacific Standard Time

Compound name: PFOSA
Correlation coefficient: r = 0.999586, r^2 = 0.999172
Calibration curve: 0.967728 * x + 0.10054
Response type: Internal Std (Ref 40), Area * (IS Conc. / IS Area)
Curve type: Linear, Origin: Exclude, Weighting: 1/x, Axis trans: None

	#	Name	Type	Std. Conc	RT	Area	IS Area	Response	Conc.	%Dev	Conc. Flag	CoD	CoD Flag	x=excluded
1	1	171203M1_2	Standard	0.250	4.77	106.733	4403.703	0.303	0.2	-16.3	NO	0.999	NO	bb
2	2	171203M1_3	Standard	0.500	4.76	184.856	4700.407	0.492	0.4	-19.2	NO	0.999	NO	bb
3	3	171203M1_4	Standard	1.000	4.76	413.958	4706.764	1.099	1.0	3.2	NO	0.999	NO	bb
4	4	171203M1_5	Standard	2.000	4.76	802.371	4166.159	2.407	2.4	19.2	NO	0.999	NO	bb
5	5	171203M1_6	Standard	5.000	4.76	1946.480	4892.271	4.973	5.0	0.7	NO	0.999	NO	bb
6	6	171203M1_7	Standard	10.000	4.76	3828.887	4268.522	11.213	11.5	14.8	NO	0.999	NO	bb
7	7	171203M1_8	Standard	50.000	4.76	16058.382	4201.718	47.773	49.3	-1.5	NO	0.999	NO	bb
8	8	171203M1_9	Standard	100.000	4.76	31485.277	4098.587	96.025	99.1	-0.9	NO	0.999	NO	bb
9	9	171203M1_10	Standard	250.000	4.76	73680.797	3808.098	241.856	249.8	-0.1	NO	0.999	NO	bb

Compound name: L-PFOS
Correlation coefficient: r = 0.999438, r^2 = 0.998876
Calibration curve: 0.976928 * x + 0.267957
Response type: Internal Std (Ref 41), Area * (IS Conc. / IS Area)
Curve type: Linear, Origin: Include, Weighting: 1/x, Axis trans: None

	#	Name	Type	Std. Conc	RT	Area	IS Area	Response	Conc.	%Dev	Conc. Flag	CoD	CoD Flag	x=excluded
1	1	171203M1_2	Standard	0.250	4.79	87.051	4143.124	0.263			NO	0.999	NO	MMXI
2	2	171203M1_3	Standard	0.500	4.78	137.914	4252.300	0.405	0.1	-71.9	NO	0.999	NO	MMX
3	3	171203M1_4	Standard	1.000	4.78	419.601	3493.403	1.501	1.3	26.3	NO	0.999	NO	MM
4	4	171203M1_5	Standard	2.000	4.78	654.586	4150.786	1.971	1.7	-12.8	NO	0.999	NO	MM
5	5	171203M1_6	Standard	5.000	4.79	1721.573	3784.811	5.686	5.5	10.9	NO	0.999	NO	MM
6	6	171203M1_7	Standard	10.000	4.78	3073.607	3883.925	9.892	9.9	-1.5	NO	0.999	NO	MM
7	7	171203M1_8	Standard	50.000	4.78	15664.350	3808.059	51.418	52.4	4.7	NO	0.999	NO	MM
8	8	171203M1_9	Standard	100.000	4.78	31147.234	3912.567	99.510	101.6	1.6	NO	0.999	NO	MM
9	9	171203M1_10	Standard	250.000	4.79	69457.789	3613.791	240.253	245.7	-1.7	NO	0.999	NO	MM

Dataset: U:\Q4.PRO\results\171203M1\171203M1-CRV.qld

Last Altered: Monday, December 04, 2017 15:00:50 Pacific Standard Time
Printed: Monday, December 04, 2017 15:06:01 Pacific Standard Time

Compound name: PFDA
Coefficient of Determination: R^2 = 0.996582
Calibration curve: -0.000206509 * x^2 + 1.32342 * x + -0.0183222
Response type: Internal Std (Ref 42), Area * (IS Conc. / IS Area)
Curve type: 2nd Order, Origin: Exclude, Weighting: 1/x, Axis trans: None

	#	Name	Type	Std. Conc	RT	Area	IS Area	Response	Conc.	%Dev	Conc. Flag	CoD	CoD Flag	x=excluded
1	1	171203M1_2	Standard	0.250	5.08	338.225	14260.614	0.296	0.2	-4.9	NO	0.997	NO	bb
2	2	171203M1_3	Standard	0.500	5.07	700.439	13500.559	0.649	0.5	0.8	NO	0.997	NO	bb
3	3	171203M1_4	Standard	1.000	5.07	1378.465	12591.781	1.368	1.0	4.8	NO	0.997	NO	bb
4	4	171203M1_5	Standard	2.000	5.07	2551.462	12855.291	2.481	1.9	-5.5	NO	0.997	NO	bb
5	5	171203M1_6	Standard	5.000	5.07	8534.957	14500.471	7.357	5.6	11.6	NO	0.997	NO	bb
6	6	171203M1_7	Standard	10.000	5.08	13598.396	13080.312	12.995	9.8	-1.5	NO	0.997	NO	bb
7	7	171203M1_8	Standard	50.000	5.07	63625.844	13757.307	57.811	44.0	-12.0	NO	0.997	NO	bb
8	8	171203M1_9	Standard	100.000	5.07	137068.922	12245.340	139.919	107.5	7.5	NO	0.997	NO	bb
9	9	171203M1_10	Standard	250.000	5.08	283226.688	11216.972	315.623	248.1	-0.8	NO	0.997	NO	bb

Compound name: 8:2 FTS
Coefficient of Determination: R^2 = 0.997240
Calibration curve: -0.00933543 * x^2 + 2.33359 * x + -0.164514
Response type: Internal Std (Ref 43), Area * (IS Conc. / IS Area)
Curve type: 2nd Order, Origin: Exclude, Weighting: 1/x, Axis trans: None

	#	Name	Type	Std. Conc	RT	Area	IS Area	Response	Conc.	%Dev	Conc. Flag	CoD	CoD Flag	x=excluded
1	1	171203M1_2	Standard	0.250	5.06	29.794	2119.176	0.176	0.1	-41.6	NO	0.997	NO	MMX
2	2	171203M1_3	Standard	0.500	5.04	110.840	1858.759	0.745	0.4	-21.9	NO	0.997	NO	bb
3	3	171203M1_4	Standard	1.000	5.04	408.207	1914.683	2.665	1.2	21.8	NO	0.997	NO	bb
4	4	171203M1_5	Standard	2.000	5.05	696.290	1971.701	4.414	2.0	-1.1	NO	0.997	NO	bb
5	5	171203M1_6	Standard	5.000	5.04	1740.661	1757.685	12.379	5.5	9.9	NO	0.997	NO	bb
6	6	171203M1_7	Standard	10.000	5.04	3526.435	2193.586	20.095	9.0	-9.9	NO	0.997	NO	bb
7	7	171203M1_8	Standard	50.000	5.04	14701.750	1944.001	94.533	51.0	2.0	NO	0.997	NO	bb
8	8	171203M1_9	Standard	100.000	5.04	21931.105	1967.716	139.318	98.9	-1.1	NO	0.997	NO	bb
9	9	171203M1_10	Standard	250.000	5.04	57928.449	2782.206	260.263			NO	0.997	NO	bbXI

Dataset: U:\Q4.PRO\results\171203M1\171203M1-CRV.qld

Last Altered: Monday, December 04, 2017 13:28:07 Pacific Standard Time
Printed: Monday, December 04, 2017 13:44:52 Pacific Standard Time

Compound name: N-MeFOSAA
Correlation coefficient: r = 0.999672, r^2 = 0.999344
Calibration curve: 1.65466 * x + -0.163443
Response type: Internal Std (Ref 44), Area * (IS Conc. / IS Area)
Curve type: Linear, Origin: Exclude, Weighting: 1/x, Axis trans: None

	#	Name	Type	Std. Conc	RT	Area	IS Area	Response	Conc.	%Dev	Conc. Flag	CoD	CoD Flag	x=excluded
1	1	171203M1_2	Standard	0.250	5.24	118.795	5995.811	0.248	0.2	-0.6	NO	0.999	NO	bb
2	2	171203M1_3	Standard	0.500	5.22	274.333	5670.804	0.605	0.5	-7.2	NO	0.999	NO	bb
3	3	171203M1_4	Standard	1.000	5.23	665.204	5888.106	1.412	1.0	-4.8	NO	0.999	NO	bb
4	4	171203M1_5	Standard	2.000	5.22	1375.393	5853.062	2.937	1.9	-6.3	NO	0.999	NO	bb
5	5	171203M1_6	Standard	5.000	5.23	4331.053	6396.003	8.464	5.2	4.3	NO	0.999	NO	bb
6	6	171203M1_7	Standard	10.000	5.23	8221.251	5503.251	18.674	11.4	13.8	NO	0.999	NO	bb
7	7	171203M1_8	Standard	50.000	5.23	34302.656	5160.514	83.089	50.3	0.6	NO	0.999	NO	bb
8	8	171203M1_9	Standard	100.000	5.22	72854.211	5438.733	167.443	101.3	1.3	NO	0.999	NO	bb
9	9	171203M1_10	Standard	250.000	5.23	169257.078	5178.634	408.547	247.0	-1.2	NO	0.999	NO	bb

Compound name: N-EtFOSAA
Coefficient of Determination: R^2 = 0.997758
Calibration curve: -0.000566855 * x^2 + 1.18945 * x + -0.0553757
Response type: Internal Std (Ref 45), Area * (IS Conc. / IS Area)
Curve type: 2nd Order, Origin: Include, Weighting: 1/x, Axis trans: None

	#	Name	Type	Std. Conc	RT	Area	IS Area	Response	Conc.	%Dev	Conc. Flag	CoD	CoD Flag	x=excluded
1	1	171203M1_2	Standard	0.250	5.39	149.475	5795.486	0.322	0.3	27.1	NO	0.998	NO	bb
2	2	171203M1_3	Standard	0.500	5.38	232.913	5892.842	0.494	0.5	-7.6	NO	0.998	NO	bb
3	3	171203M1_4	Standard	1.000	5.38	511.005	6145.520	1.039	0.9	-7.9	NO	0.998	NO	bb
4	4	171203M1_5	Standard	2.000	5.38	990.037	6196.359	1.997	1.7	-13.6	NO	0.998	NO	bb
5	5	171203M1_6	Standard	5.000	5.38	2468.751	6536.186	4.721	4.0	-19.5	NO	0.998	NO	bb
6	6	171203M1_7	Standard	10.000	5.38	5879.831	5991.296	12.267	10.4	4.1	NO	0.998	NO	bb
7	7	171203M1_8	Standard	50.000	5.38	25672.938	5898.487	54.406	46.8	-6.3	NO	0.998	NO	bb
8	8	171203M1_9	Standard	100.000	5.38	45886.172	4789.417	119.759	106.1	6.1	NO	0.998	NO	bb
9	9	171203M1_10	Standard	250.000	5.38	99066.945	4763.036	259.989	247.9	-0.8	NO	0.998	NO	bb

Dataset: U:\Q4.PRO\results\171203M1\171203M1-CRV.qld

Last Altered: Monday, December 04, 2017 13:28:07 Pacific Standard Time
Printed: Monday, December 04, 2017 13:44:52 Pacific Standard Time

Compound name: PFUdA
Coefficient of Determination: R^2 = 0.997521
Calibration curve: -0.000226914 * x^2 + 1.14934 * x + 0.0857909
Response type: Internal Std (Ref 46), Area * (IS Conc. / IS Area)
Curve type: 2nd Order, Origin: Exclude, Weighting: 1/x, Axis trans: None

	#	Name	Type	Std. Conc	RT	Area	IS Area	Response	Conc.	%Dev	Conc. Flag	CoD	CoD Flag	x=excluded
1	1	171203M1_2	Standard	0.250	5.40	370.584	13108.646	0.353	0.2	-6.9	NO	0.998	NO	bb
2	2	171203M1_3	Standard	0.500	5.40	712.492	14311.051	0.622	0.5	-6.6	NO	0.998	NO	bb
3	3	171203M1_4	Standard	1.000	5.39	1600.028	14157.128	1.413	1.2	15.5	NO	0.998	NO	bb
4	4	171203M1_5	Standard	2.000	5.40	2459.022	13922.651	2.208	1.8	-7.7	NO	0.998	NO	bb
5	5	171203M1_6	Standard	5.000	5.39	7079.712	16002.425	5.530	4.7	-5.2	NO	0.998	NO	bb
6	6	171203M1_7	Standard	10.000	5.40	14451.313	14478.026	12.477	10.8	8.0	NO	0.998	NO	bb
7	7	171203M1_8	Standard	50.000	5.39	60074.406	12112.683	61.995	54.5	8.9	NO	0.998	NO	bb
8	8	171203M1_9	Standard	100.000	5.39	111679.375	13273.191	105.174	93.1	-6.9	NO	0.998	NO	bb
9	9	171203M1_10	Standard	250.000	5.39	296261.313	13454.847	275.237	251.9	0.8	NO	0.998	NO	bb

Compound name: PFDS
Coefficient of Determination: R^2 = 0.997374
Calibration curve: -0.000254959 * x^2 + 0.344455 * x + -0.0416524
Response type: Internal Std (Ref 46), Area * (IS Conc. / IS Area)
Curve type: 2nd Order, Origin: Exclude, Weighting: 1/x, Axis trans: None

	#	Name	Type	Std. Conc	RT	Area	IS Area	Response	Conc.	%Dev	Conc. Flag	CoD	CoD Flag	x=excluded
1	1	171203M1_2	Standard	0.250	5.46	52.249	13108.646	0.050	0.3	6.2	NO	0.997	NO	MM
2	2	171203M1_3	Standard	0.500	5.44	135.717	14311.051	0.119	0.5	-7.0	NO	0.997	NO	bb
3	3	171203M1_4	Standard	1.000	5.44	366.550	14157.128	0.324	1.1	6.1	NO	0.997	NO	bb
4	4	171203M1_5	Standard	2.000	5.44	742.975	13922.651	0.667	2.1	3.0	NO	0.997	NO	bb
5	5	171203M1_6	Standard	5.000	5.44	1970.722	16002.425	1.539	4.6	-7.9	NO	0.997	NO	bb
6	6	171203M1_7	Standard	10.000	5.44	3685.787	14478.026	3.182	9.4	-5.7	NO	0.997	NO	bb
7	7	171203M1_8	Standard	50.000	5.44	17652.346	12112.683	18.217	55.3	10.5	NO	0.997	NO	bb
8	8	171203M1_9	Standard	100.000	5.44	31959.121	13273.191	30.097	94.0	-6.0	NO	0.997	NO	bb
9	9	171203M1_10	Standard	250.000	5.44	75901.922	13454.847	70.515	251.7	0.7	NO	0.997	NO	bb

Dataset: U:\Q4.PRO\results\171203M1\171203M1-CRV.qld

Last Altered: Monday, December 04, 2017 13:28:07 Pacific Standard Time
Printed: Monday, December 04, 2017 13:44:52 Pacific Standard Time

Compound name: PFDoA
Coefficient of Determination: R^2 = 0.997994
Calibration curve: -0.00116674 * x^2 + 2.75975 * x + -0.0654296
Response type: Internal Std (Ref 47), Area * (IS Conc. / IS Area)
Curve type: 2nd Order, Origin: Exclude, Weighting: 1/x, Axis trans: None

	#	Name	Type	Std. Conc	RT	Area	IS Area	Response	Conc.	%Dev	Conc. Flag	CoD	CoD Flag	x=excluded
1	1	171203M1_2	Standard	0.250	5.69	441.204	7116.026	0.775	0.3	21.8	NO	0.998	NO	bd
2	2	171203M1_3	Standard	0.500	5.68	739.075	7389.459	1.250	0.5	-4.6	NO	0.998	NO	bb
3	3	171203M1_4	Standard	1.000	5.68	1418.920	6743.361	2.630	1.0	-2.3	NO	0.998	NO	bb
4	4	171203M1_5	Standard	2.000	5.68	3339.156	8283.898	5.039	1.9	-7.5	NO	0.998	NO	bd
5	5	171203M1_6	Standard	5.000	5.68	8208.090	7686.790	13.348	4.9	-2.6	NO	0.998	NO	bd
6	6	171203M1_7	Standard	10.000	5.68	17416.279	8856.978	24.580	9.0	-10.4	NO	0.998	NO	bb
7	7	171203M1_8	Standard	50.000	5.68	79304.438	6721.446	147.484	54.7	9.5	NO	0.998	NO	bb
8	8	171203M1_9	Standard	100.000	5.68	136171.266	6718.218	253.362	95.7	-4.3	NO	0.998	NO	bb
9	9	171203M1_10	Standard	250.000	5.68	284461.219	5745.009	618.931	250.9	0.4	NO	0.998	NO	bb

Compound name: N-MeFOSA
Correlation coefficient: r = 0.998133, r^2 = 0.996270
Calibration curve: 0.998768 * x + 0.467951
Response type: Internal Std (Ref 48), Area * (IS Conc. / IS Area)
Curve type: Linear, Origin: Include, Weighting: 1/x, Axis trans: None

	#	Name	Type	Std. Conc	RT	Area	IS Area	Response	Conc.	%Dev	Conc. Flag	CoD	CoD Flag	x=excluded
1	1	171203M1_2	Standard	1.250	5.75	185.088	17966.832	1.545	1.1	-13.7	NO	0.996	NO	bb
2	2	171203M1_3	Standard	2.500	5.74	331.567	16732.334	2.972	2.5	0.3	NO	0.996	NO	bb
3	3	171203M1_4	Standard	5.000	5.74	695.763	18655.342	5.594	5.1	2.7	NO	0.996	NO	bb
4	4	171203M1_5	Standard	10.000	5.74	1349.665	17399.334	11.635	11.2	11.8	NO	0.996	NO	bb
5	5	171203M1_6	Standard	25.000	5.74	3650.528	18614.100	29.417	29.0	15.9	NO	0.996	NO	bb
6	6	171203M1_7	Standard	50.000	5.74	6871.219	18582.033	55.467	55.1	10.1	NO	0.996	NO	bb
7	7	171203M1_8	Standard	250.000	5.74	32491.160	17413.801	279.874	279.8	11.9	NO	0.996	NO	bb
8	8	171203M1_9	Standard	500.000	5.74	59666.664	17427.822	513.547	513.7	2.7	NO	0.996	NO	bb
9	9	171203M1_10	Standard	1250.000	5.74	140074.109	17577.684	1195.329	1196.3	-4.3	NO	0.996	NO	bb

Dataset: U:\Q4.PRO\results\171203M1\171203M1-CRV.qld

Last Altered: Monday, December 04, 2017 13:28:07 Pacific Standard Time
Printed: Monday, December 04, 2017 13:44:52 Pacific Standard Time

Compound name: PFTrDA
Coefficient of Determination: R^2 = 0.999108
Calibration curve: 0.00223697 * x^2 + 2.45597 * x + -0.00762523
Response type: Internal Std (Ref 47), Area * (IS Conc. / IS Area)
Curve type: 2nd Order, Origin: Exclude, Weighting: 1/x, Axis trans: None

	#	Name	Type	Std. Conc	RT	Area	IS Area	Response	Conc.	%Dev	Conc. Flag	CoD	CoD Flag	x=excluded
1	1	171203M1_2	Standard	0.250	5.93	385.858	7116.026	0.678	0.3	11.6	NO	0.999	NO	bb
2	2	171203M1_3	Standard	0.500	5.92	687.452	7389.459	1.163	0.5	-4.7	NO	0.999	NO	bb
3	3	171203M1_4	Standard	1.000	5.92	1325.184	6743.361	2.456	1.0	0.2	NO	0.999	NO	bb
4	4	171203M1_5	Standard	2.000	5.92	2881.930	8283.898	4.349	1.8	-11.5	NO	0.999	NO	bb
5	5	171203M1_6	Standard	5.000	5.92	8403.124	7686.790	13.665	5.5	10.8	NO	0.999	NO	bb
6	6	171203M1_7	Standard	10.000	5.93	16202.895	8856.978	22.867	9.2	-7.6	NO	0.999	NO	bb
7	7	171203M1_8	Standard	50.000	5.92	70089.633	6721.446	130.347	50.7	1.5	NO	0.999	NO	bb
8	8	171203M1_9	Standard	100.000	5.92	143561.875	6718.218	267.113	99.7	-0.3	NO	0.999	NO	bb
9	9	171203M1_10	Standard	250.000	5.92	260495.813	5745.009	566.787	195.8	-21.7	NO	0.999	NO	bbX

Compound name: PFTeDA
Coefficient of Determination: R^2 = 0.999404
Calibration curve: -0.00038826 * x^2 + 1.44028 * x + 0.244983
Response type: Internal Std (Ref 49), Area * (IS Conc. / IS Area)
Curve type: 2nd Order, Origin: Exclude, Weighting: 1/x, Axis trans: None

	#	Name	Type	Std. Conc	RT	Area	IS Area	Response	Conc.	%Dev	Conc. Flag	CoD	CoD Flag	x=excluded
1	1	171203M1_2	Standard	0.250	6.15	240.287	7147.097	0.420	0.1	-51.3	NO	0.999	NO	bbX
2	2	171203M1_3	Standard	0.500	6.14	473.762	7452.754	0.795	0.4	-23.7	NO	0.999	NO	bbX
3	3	171203M1_4	Standard	1.000	6.14	1079.726	6618.956	2.039	1.2	24.6	NO	0.999	NO	bb
4	4	171203M1_5	Standard	2.000	6.14	1738.647	7489.750	2.902	1.8	-7.7	NO	0.999	NO	bb
5	5	171203M1_6	Standard	5.000	6.14	4600.250	8921.013	6.446	4.3	-13.8	NO	0.999	NO	bb
6	6	171203M1_7	Standard	10.000	6.14	9065.922	8157.857	13.891	9.5	-5.0	NO	0.999	NO	bb
7	7	171203M1_8	Standard	50.000	6.14	43970.738	7639.536	71.946	50.5	0.9	NO	0.999	NO	bb
8	8	171203M1_9	Standard	100.000	6.14	73235.352	6444.118	142.059	101.2	1.2	NO	0.999	NO	bb
9	9	171203M1_10	Standard	250.000	6.14	165204.156	6158.868	335.297	249.4	-0.2	NO	0.999	NO	bb

Dataset: U:\Q4.PRO\results\171203M1\171203M1-CRV.qld

Last Altered: Monday, December 04, 2017 13:28:07 Pacific Standard Time
Printed: Monday, December 04, 2017 13:44:52 Pacific Standard Time

Compound name: N-EtFOSA
Coefficient of Determination: R^2 = 0.999855
Calibration curve: -8.67141e-005 * x^2 + 0.957099 * x + 0.0561995
Response type: Internal Std (Ref 50), Area * (IS Conc. / IS Area)
Curve type: 2nd Order, Origin: Exclude, Weighting: 1/x, Axis trans: None

	#	Name	Type	Std. Conc	RT	Area	IS Area	Response	Conc.	%Dev	Conc. Flag	CoD	CoD Flag	x=excluded
1	1	171203M1_2	Standard	1.250	6.15	216.800	27303.313	1.191	1.2	-5.1	NO	1.000	NO	bb
2	2	171203M1_3	Standard	2.500	6.14	432.264	26649.711	2.433	2.5	-0.6	NO	1.000	NO	bb
3	3	171203M1_4	Standard	5.000	6.14	941.358	28536.559	4.948	5.1	2.3	NO	1.000	NO	bb
4	4	171203M1_5	Standard	10.000	6.14	1635.865	26798.410	9.157	9.5	-4.8	NO	1.000	NO	bb
5	5	171203M1_6	Standard	25.000	6.14	4738.764	28188.996	25.216	26.4	5.4	NO	1.000	NO	bb
6	6	171203M1_7	Standard	50.000	6.15	9030.196	27207.549	49.785	52.2	4.4	NO	1.000	NO	bb
7	7	171203M1_8	Standard	250.000	6.14	39957.688	26006.904	230.464	246.2	-1.5	NO	1.000	NO	bb
8	8	171203M1_9	Standard	500.000	6.14	76017.141	24962.482	456.788	499.8	-0.0	NO	1.000	NO	bb
9	9	171203M1_10	Standard	1250.000	6.14	170281.750	24060.656	1061.578	1250.9	0.1	NO	1.000	NO	bb

Compound name: PFHxDA
Coefficient of Determination: R^2 = 0.997991
Calibration curve: -0.000395531 * x^2 + 0.645918 * x + 0.0835651
Response type: Internal Std (Ref 51), Area * (IS Conc. / IS Area)
Curve type: 2nd Order, Origin: Exclude, Weighting: 1/x, Axis trans: None

	#	Name	Type	Std. Conc	RT	Area	IS Area	Response	Conc.	%Dev	Conc. Flag	CoD	CoD Flag	x=excluded
1	1	171203M1_2	Standard	0.250	6.47	194.474	3932.374	0.247	0.3	1.4	NO	0.998	NO	bb
2	2	171203M1_3	Standard	0.500	6.46	293.689	4435.019	0.331	0.4	-23.3	NO	0.998	NO	bb
3	3	171203M1_4	Standard	1.000	6.46	580.525	3899.898	0.744	1.0	2.4	NO	0.998	NO	bb
4	4	171203M1_5	Standard	2.000	6.46	977.908	3619.889	1.351	2.0	-1.8	NO	0.998	NO	bb
5	5	171203M1_6	Standard	5.000	6.46	2962.339	4230.339	3.501	5.3	6.2	NO	0.998	NO	bb
6	6	171203M1_7	Standard	10.000	6.46	5570.303	3553.752	7.837	12.1	20.9	NO	0.998	NO	bb
7	7	171203M1_8	Standard	50.000	6.46	24193.285	4103.419	29.479	46.9	-6.3	NO	0.998	NO	bb
8	8	171203M1_9	Standard	100.000	6.46	47490.258	3896.167	60.945	100.4	0.4	NO	0.998	NO	bb
9	9	171203M1_10	Standard	250.000	6.46	101463.336	3700.947	137.078	250.5	0.2	NO	0.998	NO	bb

Dataset: U:\Q4.PRO\results\171203M1\171203M1-CRV.qld

Last Altered: Monday, December 04, 2017 13:28:07 Pacific Standard Time
Printed: Monday, December 04, 2017 13:44:52 Pacific Standard Time

Compound name: PFODA
Coefficient of Determination: R^2 = 0.997802
Calibration curve: -0.00224849 * x^2 + 0.828026 * x + -0.0254108
Response type: Internal Std (Ref 51), Area * (IS Conc. / IS Area)
Curve type: 2nd Order, Origin: Include, Weighting: 1/x, Axis trans: None

	#	Name	Type	Std. Conc	RT	Area	IS Area	Response	Conc.	%Dev	Conc. Flag	CoD	CoD Flag	x=excluded
1	1	171203M1_2	Standard	0.250	6.69	160.288	3932.374	0.204	0.3	10.8	NO	0.998	NO	bb
2	2	171203M1_3	Standard	0.500	6.69	266.515	4435.019	0.300	0.4	-21.2	NO	0.998	NO	bb
3	3	171203M1_4	Standard	1.000	6.68	582.808	3899.898	0.747	0.9	-6.5	NO	0.998	NO	bb
4	4	171203M1_5	Standard	2.000	6.68	1144.998	3619.889	1.582	2.0	-2.4	NO	0.998	NO	bb
5	5	171203M1_6	Standard	5.000	6.68	3344.110	4230.339	3.953	4.9	-2.6	NO	0.998	NO	bb
6	6	171203M1_7	Standard	10.000	6.69	6405.395	3553.752	9.012	11.3	12.6	NO	0.998	NO	bb
7	7	171203M1_8	Standard	50.000	6.68	28314.969	4103.419	34.502	47.9	-4.1	NO	0.998	NO	bb
8	8	171203M1_9	Standard	100.000	6.69	47398.863	3896.167	60.828	101.4	1.4	NO	0.998	NO	bb
9	9	171203M1_10	Standard	250.000	6.68	123671.578	3700.947	167.081			NO	0.998	NO	bbXI

Compound name: N-MeFOSE
Correlation coefficient: r = 0.999341, r^2 = 0.998683
Calibration curve: 1.0263 * x + 0.0160597
Response type: Internal Std (Ref 52), Area * (IS Conc. / IS Area)
Curve type: Linear, Origin: Exclude, Weighting: 1/x, Axis trans: None

	#	Name	Type	Std. Conc	RT	Area	IS Area	Response	Conc.	%Dev	Conc. Flag	CoD	CoD Flag	x=excluded
1	1	171203M1_2	Standard	1.250	6.30	173.857	21416.193	1.218	1.2	-6.3	NO	0.999	NO	bb
2	2	171203M1_3	Standard	2.500	6.30	360.522	21622.742	2.501	2.4	-3.1	NO	0.999	NO	bb
3	3	171203M1_4	Standard	5.000	6.30	763.336	21799.881	5.252	5.1	2.0	NO	0.999	NO	bb
4	4	171203M1_5	Standard	10.000	6.30	1453.596	24485.607	8.905	8.7	-13.4	NO	0.999	NO	bb
5	5	171203M1_6	Standard	25.000	6.30	4356.400	22906.467	28.527	27.8	11.1	NO	0.999	NO	bb
6	6	171203M1_7	Standard	50.000	6.30	8598.450	24283.164	53.114	51.7	3.5	NO	0.999	NO	bb
7	7	171203M1_8	Standard	250.000	6.30	40635.199	21932.883	277.906	270.8	8.3	NO	0.999	NO	bb
8	8	171203M1_9	Standard	500.000	6.30	80164.828	23496.252	511.772	498.6	-0.3	NO	0.999	NO	bb
9	9	171203M1_10	Standard	1250.000	6.30	181298.844	21587.264	1259.763	1227.5	-1.8	NO	0.999	NO	bb

Vista Analytical Laboratory

Dataset: U:\Q4.PRO\results\171203M1\171203M1-CRV.qld

Last Altered: Monday, December 04, 2017 13:28:07 Pacific Standard Time
Printed: Monday, December 04, 2017 13:44:52 Pacific Standard Time

Compound name: N-EtFOSE
Coefficient of Determination: R^2 = 0.999480
Calibration curve: -0.000346621 * x^2 + 1.37297 * x + -0.719124
Response type: Internal Std (Ref 53), Area * (IS Conc. / IS Area)
Curve type: 2nd Order, Origin: Exclude, Weighting: 1/x, Axis trans: None

	#	Name	Type	Std. Conc	RT	Area	IS Area	Response	Conc.	%Dev	Conc. Flag	CoD	CoD Flag	x=excluded
1	1	171203M1_2	Standard	1.250	6.45	213.767	23898.576	1.342	1.5	20.1	NO	0.999	NO	bb
2	2	171203M1_3	Standard	2.500	6.45	490.202	22343.725	3.291	2.9	16.9	NO	0.999	NO	bb
3	3	171203M1_4	Standard	5.000	6.45	777.549	23584.313	4.945	4.1	-17.4	NO	0.999	NO	bb
4	4	171203M1_5	Standard	10.000	6.45	1957.243	25821.213	11.370	8.8	-11.8	NO	0.999	NO	bb
5	5	171203M1_6	Standard	25.000	6.45	5153.455	25086.910	30.814	23.1	-7.6	NO	0.999	NO	bb
6	6	171203M1_7	Standard	50.000	6.45	10099.546	22975.715	65.936	49.2	-1.7	NO	0.999	NO	bb
7	7	171203M1_8	Standard	250.000	6.45	44350.090	20691.234	321.514	250.5	0.2	NO	0.999	NO	bb
8	8	171203M1_9	Standard	500.000	6.45	89980.375	22223.246	607.340	508.0	1.6	NO	0.999	NO	bb
9	9	171203M1_10	Standard	1250.000	6.45	195023.281	24990.471	1170.586	1243.5	-0.5	NO	0.999	NO	bb

Compound name: 13C3-PFBA
Response Factor: 0.875727
RRF SD: 0.0189908, Relative SD: 2.16857
Response type: Internal Std (Ref 54), Area * (IS Conc. / IS Area)
Curve type: RF

	#	Name	Type	Std. Conc	RT	Area	IS Area	Response	Conc.	%Dev	Conc. Flag	CoD	CoD Flag	x=excluded
1	1	171203M1_2	Standard	12.500	1.41	10403.896	12475.830	10.424	11.9	-4.8	NO		NO	MM
2	2	171203M1_3	Standard	12.500	1.42	11058.979	12230.892	11.302	12.9	3.2	NO		NO	MM
3	3	171203M1_4	Standard	12.500	1.42	11808.137	13558.991	10.886	12.4	-0.6	NO		NO	MM
4	4	171203M1_5	Standard	12.500	1.41	11089.125	12571.145	11.026	12.6	0.7	NO		NO	MM
5	5	171203M1_6	Standard	12.500	1.42	11583.909	13182.561	10.984	12.5	0.3	NO		NO	MM
6	6	171203M1_7	Standard	12.500	1.42	11699.238	13501.108	10.832	12.4	-1.0	NO		NO	MM
7	7	171203M1_8	Standard	12.500	1.42	11075.148	12649.544	10.944	12.5	-0.0	NO		NO	bb
8	8	171203M1_9	Standard	12.500	1.42	10775.852	12157.556	11.079	12.7	1.2	NO		NO	MM
9	9	171203M1_10	Standard	12.500	1.42	10925.837	12369.412	11.041	12.6	0.9	NO		NO	bb

Dataset: U:\Q4.PRO\results\171203M1\171203M1-CRV.qld

Last Altered: Monday, December 04, 2017 13:28:07 Pacific Standard Time
Printed: Monday, December 04, 2017 13:44:52 Pacific Standard Time

Compound name: 13C3-PFPeA
Response Factor: 0.761784
RRF SD: 0.0521165, Relative SD: 6.84138
Response type: Internal Std (Ref 55), Area * (IS Conc. / IS Area)
Curve type: RF

	#	Name	Type	Std. Conc	RT	Area	IS Area	Response	Conc.	%Dev	Conc. Flag	CoD	CoD Flag	x=excluded
1	1	171203M1_2	Standard	12.500	2.36	13455.196	17972.969	9.358	12.3	-1.7	NO		NO	bb
2	2	171203M1_3	Standard	12.500	2.36	13282.940	17955.938	9.247	12.1	-2.9	NO		NO	bb
3	3	171203M1_4	Standard	12.500	2.36	14744.729	20007.580	9.212	12.1	-3.3	NO		NO	bb
4	4	171203M1_5	Standard	12.500	2.36	13663.552	18999.613	8.989	11.8	-5.6	NO		NO	bb
5	5	171203M1_6	Standard	12.500	2.36	14741.586	20146.494	9.146	12.0	-3.9	NO		NO	bb
6	6	171203M1_7	Standard	12.500	2.36	14129.136	19761.855	8.937	11.7	-6.1	NO		NO	bb
7	7	171203M1_8	Standard	12.500	2.36	13992.766	17720.203	9.871	13.0	3.7	NO		NO	bb
8	8	171203M1_9	Standard	12.500	2.36	13349.131	16745.021	9.965	13.1	4.6	NO		NO	bb
9	9	171203M1_10	Standard	12.500	2.36	12933.510	14730.342	10.975	14.4	15.3	NO		NO	bb

Compound name: 13C3-PFBS
Response Factor: 0.0974463
RRF SD: 0.00370914, Relative SD: 3.80634
Response type: Internal Std (Ref 55), Area * (IS Conc. / IS Area)
Curve type: RF

	#	Name	Type	Std. Conc	RT	Area	IS Area	Response	Conc.	%Dev	Conc. Flag	CoD	CoD Flag	x=excluded
1	1	171203M1_2	Standard	12.500	2.63	1774.989	17972.969	1.234	12.7	1.3	NO		NO	bb
2	2	171203M1_3	Standard	12.500	2.63	1842.926	17955.938	1.283	13.2	5.3	NO		NO	bb
3	3	171203M1_4	Standard	12.500	2.63	1937.872	20007.580	1.211	12.4	-0.6	NO		NO	bb
4	4	171203M1_5	Standard	12.500	2.63	1822.168	18999.613	1.199	12.3	-1.6	NO		NO	bb
5	5	171203M1_6	Standard	12.500	2.64	1970.893	20146.494	1.223	12.5	0.4	NO		NO	bb
6	6	171203M1_7	Standard	12.500	2.64	1841.931	19761.855	1.165	12.0	-4.4	NO		NO	bb
7	7	171203M1_8	Standard	12.500	2.64	1635.326	17720.203	1.154	11.8	-5.3	NO		NO	bb
8	8	171203M1_9	Standard	12.500	2.63	1613.693	16745.021	1.205	12.4	-1.1	NO		NO	bb
9	9	171203M1_10	Standard	12.500	2.63	1519.743	14730.342	1.290	13.2	5.9	NO		NO	bb

Dataset: U:\Q4.PRO\results\171203M1\171203M1-CRV.qld

Last Altered: Monday, December 04, 2017 13:28:07 Pacific Standard Time
Printed: Monday, December 04, 2017 13:44:52 Pacific Standard Time

Compound name: 13C2-PFHxA
Response Factor: 0.746731
RRF SD: 0.0488085, Relative SD: 6.53629
Response type: Internal Std (Ref 55), Area * (IS Conc. / IS Area)
Curve type: RF

	#	Name	Type	Std. Conc	RT	Area	IS Area	Response	Conc.	%Dev	Conc. Flag	CoD	CoD Flag	x=excluded
1	1	171203M1_2	Standard	5.000	3.13	5185.409	17972.969	3.606	4.8	-3.4	NO		NO	bb
2	2	171203M1_3	Standard	5.000	3.13	5587.707	17955.938	3.890	5.2	4.2	NO		NO	bb
3	3	171203M1_4	Standard	5.000	3.13	5558.158	20007.580	3.473	4.7	-7.0	NO		NO	bb
4	4	171203M1_5	Standard	5.000	3.13	5489.907	18999.613	3.612	4.8	-3.3	NO		NO	bb
5	5	171203M1_6	Standard	5.000	3.13	5626.821	20146.494	3.491	4.7	-6.5	NO		NO	bb
6	6	171203M1_7	Standard	5.000	3.13	6017.568	19761.855	3.806	5.1	1.9	NO		NO	bb
7	7	171203M1_8	Standard	5.000	3.13	5279.931	17720.203	3.725	5.0	-0.2	NO		NO	bb
8	8	171203M1_9	Standard	5.000	3.13	4995.797	16745.021	3.729	5.0	-0.1	NO		NO	bb
9	9	171203M1_10	Standard	5.000	3.13	5032.982	14730.342	4.271	5.7	14.4	NO		NO	bb

Compound name: 13C4-PFHpA
Response Factor: 0.604799
RRF SD: 0.0449935, Relative SD: 7.43943
Response type: Internal Std (Ref 55), Area * (IS Conc. / IS Area)
Curve type: RF

	#	Name	Type	Std. Conc	RT	Area	IS Area	Response	Conc.	%Dev	Conc. Flag	CoD	CoD Flag	x=excluded
1	1	171203M1_2	Standard	12.500	3.75	10761.428	17972.969	7.484	12.4	-1.0	NO		NO	bb
2	2	171203M1_3	Standard	12.500	3.75	10221.604	17955.938	7.116	11.8	-5.9	NO		NO	bb
3	3	171203M1_4	Standard	12.500	3.75	12327.138	20007.580	7.702	12.7	1.9	NO		NO	bb
4	4	171203M1_5	Standard	12.500	3.75	10512.604	18999.613	6.916	11.4	-8.5	NO		NO	bb
5	5	171203M1_6	Standard	12.500	3.75	11240.579	20146.494	6.974	11.5	-7.7	NO		NO	bb
6	6	171203M1_7	Standard	12.500	3.75	11686.986	19761.855	7.392	12.2	-2.2	NO		NO	bb
7	7	171203M1_8	Standard	12.500	3.75	10851.854	17720.203	7.655	12.7	1.3	NO		NO	bb
8	8	171203M1_9	Standard	12.500	3.75	10950.887	16745.021	8.175	13.5	8.1	NO		NO	bb
9	9	171203M1_10	Standard	12.500	3.75	10164.380	14730.342	8.625	14.3	14.1	NO		NO	bb

Dataset: U:\Q4.PRO\results\171203M1\171203M1-CRV.qld

Last Altered: Monday, December 04, 2017 13:28:07 Pacific Standard Time
Printed: Monday, December 04, 2017 13:44:52 Pacific Standard Time

Compound name: 18O2-PFHxS
Response Factor: 0.408104
RRF SD: 0.0332855, Relative SD: 8.15614
Response type: Internal Std (Ref 56), Area * (IS Conc. / IS Area)
Curve type: RF

	#	Name	Type	Std. Conc	RT	Area	IS Area	Response	Conc.	%Dev	Conc. Flag	CoD	CoD Flag	x=excluded
1	1	171203M1_2	Standard	12.500	3.90	1258.252	3443.473	4.568	11.2	-10.5	NO		NO	bb
2	2	171203M1_3	Standard	12.500	3.90	1539.226	3596.637	5.350	13.1	4.9	NO		NO	bb
3	3	171203M1_4	Standard	12.500	3.90	1520.852	3779.605	5.030	12.3	-1.4	NO		NO	bb
4	4	171203M1_5	Standard	12.500	3.90	1499.208	3350.990	5.592	13.7	9.6	NO		NO	bb
5	5	171203M1_6	Standard	12.500	3.90	1617.029	3651.539	5.535	13.6	8.5	NO		NO	bb
6	6	171203M1_7	Standard	12.500	3.90	1413.939	4058.376	4.355	10.7	-14.6	NO		NO	bb
7	7	171203M1_8	Standard	12.500	3.90	1484.696	3492.924	5.313	13.0	4.2	NO		NO	bb
8	8	171203M1_9	Standard	12.500	3.90	1470.195	3597.491	5.108	12.5	0.1	NO		NO	bb
9	9	171203M1_10	Standard	12.500	3.90	1309.078	3233.659	5.060	12.4	-0.8	NO		NO	bb

Compound name: 13C2-6:2 FTS
Response Factor: 0.296678
RRF SD: 0.0395514, Relative SD: 13.3314
Response type: Internal Std (Ref 57), Area * (IS Conc. / IS Area)
Curve type: RF

	#	Name	Type	Std. Conc	RT	Area	IS Area	Response	Conc.	%Dev	Conc. Flag	CoD	CoD Flag	x=excluded
1	1	171203M1_2	Standard	12.500	4.22	3446.744	12367.291	3.484	11.7	-6.1	NO		NO	bb
2	2	171203M1_3	Standard	12.500	4.21	3264.063	13572.378	3.006	10.1	-18.9	NO		NO	bb
3	3	171203M1_4	Standard	12.500	4.21	3773.112	12602.470	3.742	12.6	0.9	NO		NO	bb
4	4	171203M1_5	Standard	12.500	4.21	3816.569	11401.282	4.184	14.1	12.8	NO		NO	bb
5	5	171203M1_6	Standard	12.500	4.21	4088.230	14327.601	3.567	12.0	-3.8	NO		NO	bb
6	6	171203M1_7	Standard	12.500	4.21	3593.896	14075.231	3.192	10.8	-13.9	NO		NO	bb
7	7	171203M1_8	Standard	12.500	4.21	4093.834	11529.438	4.438	15.0	19.7	NO		NO	bb
8	8	171203M1_9	Standard	12.500	4.21	4166.623	12846.492	4.054	13.7	9.3	NO		NO	bb
9	9	171203M1_10	Standard	12.500	4.21	5628.857	11906.069	5.910	19.9	59.4	NO		NO	bbX

Dataset: U:\Q4.PRO\results\171203M1\171203M1-CRV.qld

Last Altered: Monday, December 04, 2017 13:28:07 Pacific Standard Time
Printed: Monday, December 04, 2017 13:44:52 Pacific Standard Time

Compound name: 13C2-PFOA
Response Factor: 1.08961
RRF SD: 0.0816652, Relative SD: 7.49489
Response type: Internal Std (Ref 57), Area * (IS Conc. / IS Area)
Curve type: RF

	#	Name	Type	Std. Conc	RT	Area	IS Area	Response	Conc.	%Dev	Conc. Flag	CoD	CoD Flag	x=excluded
1	1	171203M1_2	Standard	12.500	4.27	13091.800	12367.291	13.232	12.1	-2.8	NO		NO	bb
2	2	171203M1_3	Standard	12.500	4.27	13890.688	13572.378	12.793	11.7	-6.1	NO		NO	bb
3	3	171203M1_4	Standard	12.500	4.27	15526.254	12602.470	15.400	14.1	13.1	NO		NO	bb
4	4	171203M1_5	Standard	12.500	4.27	13618.697	11401.282	14.931	13.7	9.6	NO		NO	bb
5	5	171203M1_6	Standard	12.500	4.27	15102.899	14327.601	13.176	12.1	-3.3	NO		NO	bb
6	6	171203M1_7	Standard	12.500	4.27	13813.179	14075.231	12.267	11.3	-9.9	NO		NO	bb
7	7	171203M1_8	Standard	12.500	4.27	12014.865	11529.438	13.026	12.0	-4.4	NO		NO	bb
8	8	171203M1_9	Standard	12.500	4.27	14495.797	12846.492	14.105	12.9	3.6	NO		NO	bb
9	9	171203M1_10	Standard	12.500	4.27	13001.343	11906.069	13.650	12.5	0.2	NO		NO	bb

Compound name: 13C5-PFNA
Response Factor: 0.90427
RRF SD: 0.058751, Relative SD: 6.49707
Response type: Internal Std (Ref 58), Area * (IS Conc. / IS Area)
Curve type: RF

	#	Name	Type	Std. Conc	RT	Area	IS Area	Response	Conc.	%Dev	Conc. Flag	CoD	CoD Flag	x=excluded
1	1	171203M1_2	Standard	12.500	4.71	11037.436	11706.540	11.786	13.0	4.3	NO		NO	bb
2	2	171203M1_3	Standard	12.500	4.70	13741.815	14185.775	12.109	13.4	7.1	NO		NO	bb
3	3	171203M1_4	Standard	12.500	4.70	16089.826	18173.602	11.067	12.2	-2.1	NO		NO	bb
4	4	171203M1_5	Standard	12.500	4.70	12327.034	13434.078	11.470	12.7	1.5	NO		NO	bb
5	5	171203M1_6	Standard	12.500	4.70	13448.699	16015.191	10.497	11.6	-7.1	NO		NO	bb
6	6	171203M1_7	Standard	12.500	4.70	15252.102	15753.413	12.102	13.4	7.1	NO		NO	bb
7	7	171203M1_8	Standard	12.500	4.70	12296.287	14778.946	10.400	11.5	-8.0	NO		NO	bb
8	8	171203M1_9	Standard	12.500	4.70	13333.878	13977.875	11.924	13.2	5.5	NO		NO	bb
9	9	171203M1_10	Standard	12.500	4.70	12373.658	14906.525	10.376	11.5	-8.2	NO		NO	bb

Dataset: U:\Q4.PRO\results\171203M1\171203M1-CRV.qld

Last Altered: Monday, December 04, 2017 13:28:07 Pacific Standard Time
Printed: Monday, December 04, 2017 13:44:52 Pacific Standard Time

Compound name: 13C8-PFOSA
Response Factor: 0.357676
RRF SD: 0.0396871, Relative SD: 11.0958
Response type: Internal Std (Ref 61), Area * (IS Conc. / IS Area)
Curve type: RF

	#	Name	Type	Std. Conc	RT	Area	IS Area	Response	Conc.	%Dev	Conc. Flag	CoD	CoD Flag	x=excluded
1	1	171203M1_2	Standard	12.500	4.77	4403.703	14565.314	3.779	10.6	-15.5	NO		NO	bb
2	2	171203M1_3	Standard	12.500	4.76	4700.407	14737.708	3.987	11.1	-10.8	NO		NO	bb
3	3	171203M1_4	Standard	12.500	4.76	4706.764	13362.248	4.403	12.3	-1.5	NO		NO	bb
4	4	171203M1_5	Standard	12.500	4.76	4166.159	11727.148	4.441	12.4	-0.7	NO		NO	bb
5	5	171203M1_6	Standard	12.500	4.76	4892.271	13300.222	4.598	12.9	2.8	NO		NO	bb
6	6	171203M1_7	Standard	12.500	4.76	4268.522	12664.057	4.213	11.8	-5.8	NO		NO	bb
7	7	171203M1_8	Standard	12.500	4.76	4201.718	9836.319	5.340	14.9	19.4	NO		NO	bb
8	8	171203M1_9	Standard	12.500	4.76	4098.587	11718.642	4.372	12.2	-2.2	NO		NO	bb
9	9	171203M1_10	Standard	12.500	4.76	3808.098	9322.178	5.106	14.3	14.2	NO		NO	bb

Compound name: 13C8-PFOS
Response Factor: 0.976514
RRF SD: 0.0808963, Relative SD: 8.28419
Response type: Internal Std (Ref 59), Area * (IS Conc. / IS Area)
Curve type: RF

	#	Name	Type	Std. Conc	RT	Area	IS Area	Response	Conc.	%Dev	Conc. Flag	CoD	CoD Flag	x=excluded
1	1	171203M1_2	Standard	12.500	4.79	4143.124	3919.427	13.213	13.5	8.2	NO		NO	bb
2	2	171203M1_3	Standard	12.500	4.78	4252.300	4194.105	12.673	13.0	3.8	NO		NO	bb
3	3	171203M1_4	Standard	12.500	4.78	3493.403	4109.379	10.626	10.9	-12.9	NO		NO	bb
4	4	171203M1_5	Standard	12.500	4.79	4150.786	3763.405	13.787	14.1	12.9	NO		NO	bb
5	5	171203M1_6	Standard	12.500	4.78	3784.811	4260.088	11.105	11.4	-9.0	NO		NO	bb
6	6	171203M1_7	Standard	12.500	4.78	3883.925	4074.149	11.916	12.2	-2.4	NO		NO	bb
7	7	171203M1_8	Standard	12.500	4.78	3808.059	4132.138	11.520	11.8	-5.6	NO		NO	bb
8	8	171203M1_9	Standard	12.500	4.78	3912.567	3896.072	12.553	12.9	2.8	NO		NO	bb
9	9	171203M1_10	Standard	12.500	4.78	3613.791	3624.354	12.464	12.8	2.1	NO		NO	bb

Dataset: U:\Q4.PRO\results\171203M1\171203M1-CRV.qld

Last Altered: Monday, December 04, 2017 13:28:07 Pacific Standard Time
Printed: Monday, December 04, 2017 13:44:52 Pacific Standard Time

Compound name: 13C2-PFDA
Response Factor: 1.40998
RRF SD: 0.155954, Relative SD: 11.0607
Response type: Internal Std (Ref 60), Area * (IS Conc. / IS Area)
Curve type: RF

	#	Name	Type	Std. Conc	RT	Area	IS Area	Response	Conc.	%Dev	Conc. Flag	CoD	CoD Flag	x=excluded
1	1	171203M1_2	Standard	12.500	5.08	14260.614	8795.328	20.267	14.4	15.0	NO		NO	bb
2	2	171203M1_3	Standard	12.500	5.07	13500.559	9754.949	17.300	12.3	-1.8	NO		NO	bb
3	3	171203M1_4	Standard	12.500	5.08	12591.781	12089.452	13.019	9.2	-26.1	NO		NO	bb
4	4	171203M1_5	Standard	12.500	5.07	12855.291	8619.909	18.642	13.2	5.8	NO		NO	bb
5	5	171203M1_6	Standard	12.500	5.08	14500.471	10339.794	17.530	12.4	-0.5	NO		NO	bb
6	6	171203M1_7	Standard	12.500	5.07	13080.312	8963.844	18.240	12.9	3.5	NO		NO	bb
7	7	171203M1_8	Standard	12.500	5.07	13757.307	9329.242	18.433	13.1	4.6	NO		NO	bb
8	8	171203M1_9	Standard	12.500	5.07	12245.340	8643.074	17.710	12.6	0.5	NO		NO	bb
9	9	171203M1_10	Standard	12.500	5.07	11216.972	8020.826	17.481	12.4	-0.8	NO		NO	bb

Compound name: 13C2-8:2 FTS
Response Factor: 0.105795
RRF SD: 0.0105675, Relative SD: 9.98864
Response type: Internal Std (Ref 55), Area * (IS Conc. / IS Area)
Curve type: RF

	#	Name	Type	Std. Conc	RT	Area	IS Area	Response	Conc.	%Dev	Conc. Flag	CoD	CoD Flag	x=excluded
1	1	171203M1_2	Standard	12.500	5.05	2119.176	17972.969	1.474	13.9	11.5	NO		NO	bb
2	2	171203M1_3	Standard	12.500	5.04	1858.759	17955.938	1.294	12.2	-2.2	NO		NO	bb
3	3	171203M1_4	Standard	12.500	5.04	1914.683	20007.580	1.196	11.3	-9.5	NO		NO	bb
4	4	171203M1_5	Standard	12.500	5.05	1971.701	18999.613	1.297	12.3	-1.9	NO		NO	bb
5	5	171203M1_6	Standard	12.500	5.04	1757.685	20146.494	1.091	10.3	-17.5	NO		NO	bb
6	6	171203M1_7	Standard	12.500	5.04	2193.586	19761.855	1.388	13.1	4.9	NO		NO	bb
7	7	171203M1_8	Standard	12.500	5.04	1944.001	17720.203	1.371	13.0	3.7	NO		NO	bb
8	8	171203M1_9	Standard	12.500	5.04	1967.716	16745.021	1.469	13.9	11.1	NO		NO	bb
9	9	171203M1_10	Standard	12.500	5.04	2782.206	14730.342	2.361	22.3	78.5	NO		NO	bbX

Dataset: U:\Q4.PRO\results\171203M1\171203M1-CRV.qld

Last Altered: Monday, December 04, 2017 13:28:07 Pacific Standard Time
Printed: Monday, December 04, 2017 13:44:52 Pacific Standard Time

Compound name: d3-N-MeFOSAA
Response Factor: 0.466212
RRF SD: 0.05472, Relative SD: 11.7372
Response type: Internal Std (Ref 61), Area * (IS Conc. / IS Area)
Curve type: RF

	#	Name	Type	Std. Conc	RT	Area	IS Area	Response	Conc.	%Dev	Conc. Flag	CoD	CoD Flag	x=excluded
1	1	171203M1_2	Standard	12.500	5.23	5995.811	14565.314	5.146	11.0	-11.7	NO		NO	bb
2	2	171203M1_3	Standard	12.500	5.22	5670.804	14737.708	4.810	10.3	-17.5	NO		NO	bb
3	3	171203M1_4	Standard	12.500	5.22	5888.106	13362.248	5.508	11.8	-5.5	NO		NO	bb
4	4	171203M1_5	Standard	12.500	5.22	5853.062	11727.148	6.239	13.4	7.1	NO		NO	bb
5	5	171203M1_6	Standard	12.500	5.22	6396.003	13300.222	6.011	12.9	3.1	NO		NO	bb
6	6	171203M1_7	Standard	12.500	5.22	5503.251	12664.057	5.432	11.7	-6.8	NO		NO	bb
7	7	171203M1_8	Standard	12.500	5.22	5160.514	9836.319	6.558	14.1	12.5	NO		NO	bb
8	8	171203M1_9	Standard	12.500	5.22	5438.733	11718.642	5.801	12.4	-0.5	NO		NO	bb
9	9	171203M1_10	Standard	12.500	5.22	5178.634	9322.178	6.944	14.9	19.2	NO		NO	bb

Compound name: d5-N-EtFOSAA
Response Factor: 0.47443
RRF SD: 0.0672387, Relative SD: 14.1725
Response type: Internal Std (Ref 61), Area * (IS Conc. / IS Area)
Curve type: RF

	#	Name	Type	Std. Conc	RT	Area	IS Area	Response	Conc.	%Dev	Conc. Flag	CoD	CoD Flag	x=excluded
1	1	171203M1_2	Standard	12.500	5.39	5795.486	14565.314	4.974	10.5	-16.1	NO		NO	bb
2	2	171203M1_3	Standard	12.500	5.37	5892.842	14737.708	4.998	10.5	-15.7	NO		NO	bb
3	3	171203M1_4	Standard	12.500	5.37	6145.520	13362.248	5.749	12.1	-3.1	NO		NO	bb
4	4	171203M1_5	Standard	12.500	5.37	6196.359	11727.148	6.605	13.9	11.4	NO		NO	bb
5	5	171203M1_6	Standard	12.500	5.37	6536.186	13300.222	6.143	12.9	3.6	NO		NO	bb
6	6	171203M1_7	Standard	12.500	5.37	5991.296	12664.057	5.914	12.5	-0.3	NO		NO	bb
7	7	171203M1_8	Standard	12.500	5.37	5898.487	9836.319	7.496	15.8	26.4	NO		NO	bb
8	8	171203M1_9	Standard	12.500	5.37	4789.417	11718.642	5.109	10.8	-13.9	NO		NO	bb
9	9	171203M1_10	Standard	12.500	5.37	4763.036	9322.178	6.387	13.5	7.7	NO		NO	bb

Dataset: U:\Q4.PRO\results\171203M1\171203M1-CRV.qld

Last Altered: Monday, December 04, 2017 13:28:07 Pacific Standard Time
Printed: Monday, December 04, 2017 13:44:52 Pacific Standard Time

Compound name: 13C2-PFUdA
Response Factor: 1.14128
RRF SD: 0.157821, Relative SD: 13.8284
Response type: Internal Std (Ref 61), Area * (IS Conc. / IS Area)
Curve type: RF

	#	Name	Type	Std. Conc	RT	Area	IS Area	Response	Conc.	%Dev	Conc. Flag	CoD	CoD Flag	x=excluded
1	1	171203M1_2	Standard	12.500	5.41	13108.646	14565.314	11.250	9.9	-21.1	NO		NO	bb
2	2	171203M1_3	Standard	12.500	5.39	14311.051	14737.708	12.138	10.6	-14.9	NO		NO	bb
3	3	171203M1_4	Standard	12.500	5.39	14157.128	13362.248	13.244	11.6	-7.2	NO		NO	bb
4	4	171203M1_5	Standard	12.500	5.39	13922.651	11727.148	14.840	13.0	4.0	NO		NO	bb
5	5	171203M1_6	Standard	12.500	5.40	16002.425	13300.222	15.040	13.2	5.4	NO		NO	bb
6	6	171203M1_7	Standard	12.500	5.40	14478.026	12664.057	14.290	12.5	0.2	NO		NO	bb
7	7	171203M1_8	Standard	12.500	5.39	12112.683	9836.319	15.393	13.5	7.9	NO		NO	bb
8	8	171203M1_9	Standard	12.500	5.39	13273.191	11718.642	14.158	12.4	-0.8	NO		NO	bb
9	9	171203M1_10	Standard	12.500	5.39	13454.847	9322.178	18.041	15.8	26.5	NO		NO	bb

Compound name: 13C2-PFDoA
Response Factor: 0.59458
RRF SD: 0.0870127, Relative SD: 14.6343
Response type: Internal Std (Ref 61), Area * (IS Conc. / IS Area)
Curve type: RF

	#	Name	Type	Std. Conc	RT	Area	IS Area	Response	Conc.	%Dev	Conc. Flag	CoD	CoD Flag	x=excluded
1	1	171203M1_2	Standard	12.500	5.69	7116.026	14565.314	6.107	10.3	-17.8	NO		NO	bb
2	2	171203M1_3	Standard	12.500	5.67	7389.459	14737.708	6.267	10.5	-15.7	NO		NO	bb
3	3	171203M1_4	Standard	12.500	5.68	6743.361	13362.248	6.308	10.6	-15.1	NO		NO	bb
4	4	171203M1_5	Standard	12.500	5.68	8283.898	11727.148	8.830	14.9	18.8	NO		NO	bb
5	5	171203M1_6	Standard	12.500	5.68	7686.790	13300.222	7.224	12.2	-2.8	NO		NO	bb
6	6	171203M1_7	Standard	12.500	5.68	8856.978	12664.057	8.742	14.7	17.6	NO		NO	bb
7	7	171203M1_8	Standard	12.500	5.68	6721.446	9836.319	8.542	14.4	14.9	NO		NO	bb
8	8	171203M1_9	Standard	12.500	5.68	6718.218	11718.642	7.166	12.1	-3.6	NO		NO	bb
9	9	171203M1_10	Standard	12.500	5.68	5745.009	9322.178	7.703	13.0	3.6	NO		NO	bb

Dataset: U:\Q4.PRO\results\171203M1\171203M1-CRV.qld

Last Altered: Monday, December 04, 2017 13:28:07 Pacific Standard Time
Printed: Monday, December 04, 2017 13:44:52 Pacific Standard Time

Compound name: d3-N-MeFOSA
Response Factor: 0.122765
RRF SD: 0.0195801, Relative SD: 15.9492
Response type: Internal Std (Ref 61), Area * (IS Conc. / IS Area)
Curve type: RF

	#	Name	Type	Std. Conc	RT	Area	IS Area	Response	Conc.	%Dev	Conc. Flag	CoD	CoD Flag	x=excluded
1	1	171203M1_2	Standard	150.000	5.77	17966.832	14565.314	15.419	125.6	-16.3	NO		NO	bb
2	2	171203M1_3	Standard	150.000	5.76	16732.334	14737.708	14.192	115.6	-22.9	NO		NO	bb
3	3	171203M1_4	Standard	150.000	5.76	18655.342	13362.248	17.452	142.2	-5.2	NO		NO	bb
4	4	171203M1_5	Standard	150.000	5.76	17399.334	11727.148	18.546	151.1	0.7	NO		NO	bb
5	5	171203M1_6	Standard	150.000	5.77	18614.100	13300.222	17.494	142.5	-5.0	NO		NO	bd
6	6	171203M1_7	Standard	150.000	5.77	18582.033	12664.057	18.341	149.4	-0.4	NO		NO	bb
7	7	171203M1_8	Standard	150.000	5.76	17413.801	9836.319	22.129	180.3	20.2	NO		NO	bb
8	8	171203M1_9	Standard	150.000	5.76	17427.822	11718.642	18.590	151.4	1.0	NO		NO	bb
9	9	171203M1_10	Standard	150.000	5.76	17577.684	9322.178	23.570	192.0	28.0	NO		NO	bb

Compound name: 13C2-PFTeDA
Response Factor: 0.603617
RRF SD: 0.0984432, Relative SD: 16.3089
Response type: Internal Std (Ref 61), Area * (IS Conc. / IS Area)
Curve type: RF

	#	Name	Type	Std. Conc	RT	Area	IS Area	Response	Conc.	%Dev	Conc. Flag	CoD	CoD Flag	x=excluded
1	1	171203M1_2	Standard	12.500	6.15	7147.097	14565.314	6.134	10.2	-18.7	NO		NO	bb
2	2	171203M1_3	Standard	12.500	6.14	7452.754	14737.708	6.321	10.5	-16.2	NO		NO	bb
3	3	171203M1_4	Standard	12.500	6.14	6618.956	13362.248	6.192	10.3	-17.9	NO		NO	bb
4	4	171203M1_5	Standard	12.500	6.14	7489.750	11727.148	7.983	13.2	5.8	NO		NO	bb
5	5	171203M1_6	Standard	12.500	6.14	8921.013	13300.222	8.384	13.9	11.1	NO		NO	bb
6	6	171203M1_7	Standard	12.500	6.14	8157.857	12664.057	8.052	13.3	6.7	NO		NO	bb
7	7	171203M1_8	Standard	12.500	6.14	7639.536	9836.319	9.708	16.1	28.7	NO		NO	bb
8	8	171203M1_9	Standard	12.500	6.14	6444.118	11718.642	6.874	11.4	-8.9	NO		NO	bb
9	9	171203M1_10	Standard	12.500	6.14	6158.868	9322.178	8.258	13.7	9.5	NO		NO	bb

Dataset: U:\Q4.PRO\results\171203M1\171203M1-CRV.qld

Last Altered: Monday, December 04, 2017 13:28:07 Pacific Standard Time
Printed: Monday, December 04, 2017 13:44:52 Pacific Standard Time

Compound name: d5-N-ETFOSA
Response Factor: 0.182653
RRF SD: 0.02332, Relative SD: 12.7674
Response type: Internal Std (Ref 61), Area * (IS Conc. / IS Area)
Curve type: RF

	#	Name	Type	Std. Conc	RT	Area	IS Area	Response	Conc.	%Dev	Conc. Flag	CoD	CoD Flag	x=excluded
1	1	171203M1_2	Standard	150.000	6.16	27303.313	14565.314	23.432	128.3	-14.5	NO		NO	bb
2	2	171203M1_3	Standard	150.000	6.16	26649.711	14737.708	22.603	123.7	-17.5	NO		NO	bb
3	3	171203M1_4	Standard	150.000	6.16	28536.559	13362.248	26.695	146.2	-2.6	NO		NO	bb
4	4	171203M1_5	Standard	150.000	6.16	26798.410	11727.148	28.565	156.4	4.3	NO		NO	bb
5	5	171203M1_6	Standard	150.000	6.16	28188.996	13300.222	26.493	145.0	-3.3	NO		NO	bb
6	6	171203M1_7	Standard	150.000	6.16	27207.549	12664.057	26.855	147.0	-2.0	NO		NO	bb
7	7	171203M1_8	Standard	150.000	6.16	26006.904	9836.319	33.050	180.9	20.6	NO		NO	bb
8	8	171203M1_9	Standard	150.000	6.16	24962.482	11718.642	26.627	145.8	-2.8	NO		NO	bb
9	9	171203M1_10	Standard	150.000	6.16	24060.656	9322.178	32.263	176.6	17.8	NO		NO	bb

Compound name: 13C2-PFHxDA
Response Factor: 0.810217
RRF SD: 0.127222, Relative SD: 15.7022
Response type: Internal Std (Ref 61), Area * (IS Conc. / IS Area)
Curve type: RF

	#	Name	Type	Std. Conc	RT	Area	IS Area	Response	Conc.	%Dev	Conc. Flag	CoD	CoD Flag	x=excluded
1	1	171203M1_2	Standard	5.000	6.47	3932.374	14565.314	3.375	4.2	-16.7	NO		NO	bb
2	2	171203M1_3	Standard	5.000	6.46	4435.019	14737.708	3.762	4.6	-7.1	NO		NO	bb
3	3	171203M1_4	Standard	5.000	6.46	3899.898	13362.248	3.648	4.5	-9.9	NO		NO	bb
4	4	171203M1_5	Standard	5.000	6.46	3619.889	11727.148	3.858	4.8	-4.8	NO		NO	bb
5	5	171203M1_6	Standard	5.000	6.46	4230.339	13300.222	3.976	4.9	-1.9	NO		NO	bb
6	6	171203M1_7	Standard	5.000	6.46	3553.752	12664.057	3.508	4.3	-13.4	NO		NO	bb
7	7	171203M1_8	Standard	5.000	6.46	4103.419	9836.319	5.215	6.4	28.7	NO		NO	bb
8	8	171203M1_9	Standard	5.000	6.46	3896.167	11718.642	4.156	5.1	2.6	NO		NO	bb
9	9	171203M1_10	Standard	5.000	6.46	3700.947	9322.178	4.963	6.1	22.5	NO		NO	bb

Dataset: U:\Q4.PRO\results\171203M1\171203M1-CRV.qld

Last Altered: Monday, December 04, 2017 13:28:07 Pacific Standard Time
Printed: Monday, December 04, 2017 13:44:52 Pacific Standard Time

Compound name: d7-N-MeFOSE
Response Factor: 0.155992
RRF SD: 0.0262988, Relative SD: 16.8591
Response type: Internal Std (Ref 61), Area * (IS Conc. / IS Area)
Curve type: RF

	#	Name	Type	Std. Conc	RT	Area	IS Area	Response	Conc.	%Dev	Conc. Flag	CoD	CoD Flag	x=excluded
1	1	171203M1_2	Standard	150.000	6.29	21416.193	14565.314	18.379	117.8	-21.5	NO		NO	bb
2	2	171203M1_3	Standard	150.000	6.29	21622.742	14737.708	18.340	117.6	-21.6	NO		NO	bb
3	3	171203M1_4	Standard	150.000	6.29	21799.881	13362.248	20.393	130.7	-12.8	NO		NO	bd
4	4	171203M1_5	Standard	150.000	6.29	24485.607	11727.148	26.099	167.3	11.5	NO		NO	bb
5	5	171203M1_6	Standard	150.000	6.29	22906.467	13300.222	21.528	138.0	-8.0	NO		NO	bb
6	6	171203M1_7	Standard	150.000	6.29	24283.164	12664.057	23.969	153.7	2.4	NO		NO	bb
7	7	171203M1_8	Standard	150.000	6.29	21932.883	9836.319	27.872	178.7	19.1	NO		NO	bb
8	8	171203M1_9	Standard	150.000	6.29	23496.252	11718.642	25.063	160.7	7.1	NO		NO	bb
9	9	171203M1_10	Standard	150.000	6.29	21587.264	9322.178	28.946	185.6	23.7	NO		NO	bb

Compound name: d9-N-EtFOSE
Response Factor: 0.162082
RRF SD: 0.0289315, Relative SD: 17.8499
Response type: Internal Std (Ref 61), Area * (IS Conc. / IS Area)
Curve type: RF

	#	Name	Type	Std. Conc	RT	Area	IS Area	Response	Conc.	%Dev	Conc. Flag	CoD	CoD Flag	x=excluded
1	1	171203M1_2	Standard	150.000	6.44	23898.576	14565.314	20.510	126.5	-15.6	NO		NO	bb
2	2	171203M1_3	Standard	150.000	6.44	22343.725	14737.708	18.951	116.9	-22.1	NO		NO	bb
3	3	171203M1_4	Standard	150.000	6.44	23584.313	13362.248	22.062	136.1	-9.3	NO		NO	bb
4	4	171203M1_5	Standard	150.000	6.44	25821.213	11727.148	27.523	169.8	13.2	NO		NO	bb
5	5	171203M1_6	Standard	150.000	6.44	25086.910	13300.222	23.578	145.5	-3.0	NO		NO	bb
6	6	171203M1_7	Standard	150.000	6.44	22975.715	12664.057	22.678	139.9	-6.7	NO		NO	bb
7	7	171203M1_8	Standard	150.000	6.44	20691.234	9836.319	26.294	162.2	8.2	NO		NO	bb
8	8	171203M1_9	Standard	150.000	6.44	22223.246	11718.642	23.705	146.3	-2.5	NO		NO	bd
9	9	171203M1_10	Standard	150.000	6.44	24990.471	9322.178	33.509	206.7	37.8	NO		NO	bb

Vista Analytical Laboratory

Dataset: U:\Q4.PRO\results\171203M1\171203M1-CRV.qld

Last Altered: Monday, December 04, 2017 13:28:07 Pacific Standard Time
Printed: Monday, December 04, 2017 13:44:52 Pacific Standard Time

Compound name: 13C4-PFBA
Response Factor: 1
RRF SD: 7.85046e-017, Relative SD: 7.85046e-015
Response type: Internal Std (Ref 54), Area * (IS Conc. / IS Area)
Curve type: RF

	#	Name	Type	Std. Conc	RT	Area	IS Area	Response	Conc.	%Dev	Conc. Flag	CoD	CoD Flag	x=excluded
1	1	171203M1_2	Standard	12.500	1.41	12475.830	12475.830	12.500	12.5	0.0	NO		NO	MM
2	2	171203M1_3	Standard	12.500	1.41	12230.892	12230.892	12.500	12.5	0.0	NO		NO	bb
3	3	171203M1_4	Standard	12.500	1.41	13558.991	13558.991	12.500	12.5	0.0	NO		NO	MM
4	4	171203M1_5	Standard	12.500	1.41	12571.145	12571.145	12.500	12.5	0.0	NO		NO	MM
5	5	171203M1_6	Standard	12.500	1.41	13182.561	13182.561	12.500	12.5	0.0	NO		NO	MM
6	6	171203M1_7	Standard	12.500	1.42	13501.108	13501.108	12.500	12.5	0.0	NO		NO	bb
7	7	171203M1_8	Standard	12.500	1.41	12649.544	12649.544	12.500	12.5	0.0	NO		NO	MM
8	8	171203M1_9	Standard	12.500	1.42	12157.556	12157.556	12.500	12.5	0.0	NO		NO	MM
9	9	171203M1_10	Standard	12.500	1.41	12369.412	12369.412	12.500	12.5	0.0	NO		NO	bb

Compound name: 13C5-PFHxA
Response Factor: 1
RRF SD: 3.92523e-017, Relative SD: 3.92523e-015
Response type: Internal Std (Ref 55), Area * (IS Conc. / IS Area)
Curve type: RF

	#	Name	Type	Std. Conc	RT	Area	IS Area	Response	Conc.	%Dev	Conc. Flag	CoD	CoD Flag	x=excluded
1	1	171203M1_2	Standard	12.500	3.13	17972.969	17972.969	12.500	12.5	0.0	NO		NO	bb
2	2	171203M1_3	Standard	12.500	3.13	17955.938	17955.938	12.500	12.5	0.0	NO		NO	bb
3	3	171203M1_4	Standard	12.500	3.13	20007.580	20007.580	12.500	12.5	0.0	NO		NO	bb
4	4	171203M1_5	Standard	12.500	3.13	18999.613	18999.613	12.500	12.5	0.0	NO		NO	bb
5	5	171203M1_6	Standard	12.500	3.13	20146.494	20146.494	12.500	12.5	0.0	NO		NO	bb
6	6	171203M1_7	Standard	12.500	3.13	19761.855	19761.855	12.500	12.5	0.0	NO		NO	bb
7	7	171203M1_8	Standard	12.500	3.13	17720.203	17720.203	12.500	12.5	0.0	NO		NO	bb
8	8	171203M1_9	Standard	12.500	3.13	16745.021	16745.021	12.500	12.5	0.0	NO		NO	bb
9	9	171203M1_10	Standard	12.500	3.13	14730.342	14730.342	12.500	12.5	0.0	NO		NO	bb

Dataset: U:\Q4.PRO\results\171203M1\171203M1-CRV.qld

Last Altered: Monday, December 04, 2017 13:28:07 Pacific Standard Time
Printed: Monday, December 04, 2017 13:44:52 Pacific Standard Time

Compound name: 13C3-PFHxS
Response Factor: 1
RRF SD: 9.61481e-017, Relative SD: 9.61481e-015
Response type: Internal Std (Ref 56), Area * (IS Conc. / IS Area)
Curve type: RF

	#	Name	Type	Std. Conc	RT	Area	IS Area	Response	Conc.	%Dev	Conc. Flag	CoD	CoD Flag	x=excluded
1	1	171203M1_2	Standard	12.500	3.90	3443.473	3443.473	12.500	12.5	0.0	NO		NO	bb
2	2	171203M1_3	Standard	12.500	3.90	3596.637	3596.637	12.500	12.5	0.0	NO		NO	bb
3	3	171203M1_4	Standard	12.500	3.90	3779.605	3779.605	12.500	12.5	0.0	NO		NO	bb
4	4	171203M1_5	Standard	12.500	3.90	3350.990	3350.990	12.500	12.5	0.0	NO		NO	bb
5	5	171203M1_6	Standard	12.500	3.90	3651.539	3651.539	12.500	12.5	0.0	NO		NO	bb
6	6	171203M1_7	Standard	12.500	3.90	4058.376	4058.376	12.500	12.5	0.0	NO		NO	bb
7	7	171203M1_8	Standard	12.500	3.90	3492.924	3492.924	12.500	12.5	0.0	NO		NO	bb
8	8	171203M1_9	Standard	12.500	3.89	3597.491	3597.491	12.500	12.5	0.0	NO		NO	bb
9	9	171203M1_10	Standard	12.500	3.90	3233.659	3233.659	12.500	12.5	0.0	NO		NO	bb

Compound name: 13C8-PFOA
Response Factor: 1
RRF SD: 0, Relative SD: 0
Response type: Internal Std (Ref 57), Area * (IS Conc. / IS Area)
Curve type: RF

	#	Name	Type	Std. Conc	RT	Area	IS Area	Response	Conc.	%Dev	Conc. Flag	CoD	CoD Flag	x=excluded
1	1	171203M1_2	Standard	12.500	4.27	12367.291	12367.291	12.500	12.5	0.0	NO		NO	bb
2	2	171203M1_3	Standard	12.500	4.27	13572.378	13572.378	12.500	12.5	0.0	NO		NO	bb
3	3	171203M1_4	Standard	12.500	4.27	12602.470	12602.470	12.500	12.5	0.0	NO		NO	bb
4	4	171203M1_5	Standard	12.500	4.27	11401.282	11401.282	12.500	12.5	0.0	NO		NO	bb
5	5	171203M1_6	Standard	12.500	4.27	14327.601	14327.601	12.500	12.5	0.0	NO		NO	bb
6	6	171203M1_7	Standard	12.500	4.27	14075.231	14075.231	12.500	12.5	0.0	NO		NO	bb
7	7	171203M1_8	Standard	12.500	4.27	11529.438	11529.438	12.500	12.5	0.0	NO		NO	bb
8	8	171203M1_9	Standard	12.500	4.26	12846.492	12846.492	12.500	12.5	0.0	NO		NO	bb
9	9	171203M1_10	Standard	12.500	4.27	11906.069	11906.069	12.500	12.5	0.0	NO		NO	bb

Dataset: U:\Q4.PRO\results\171203M1\171203M1-CRV.qld

Last Altered: Monday, December 04, 2017 13:28:07 Pacific Standard Time
Printed: Monday, December 04, 2017 13:44:52 Pacific Standard Time

Compound name: 13C9-PFNA
Response Factor: 1
RRF SD: 3.92523e-017, Relative SD: 3.92523e-015
Response type: Internal Std (Ref 58), Area * (IS Conc. / IS Area)
Curve type: RF

	#	Name	Type	Std. Conc	RT	Area	IS Area	Response	Conc.	%Dev	Conc. Flag	CoD	CoD Flag	x=excluded
1	1	171203M1_2	Standard	12.500	4.71	11706.540	11706.540	12.500	12.5	0.0	NO		NO	bb
2	2	171203M1_3	Standard	12.500	4.70	14185.775	14185.775	12.500	12.5	0.0	NO		NO	bb
3	3	171203M1_4	Standard	12.500	4.70	18173.602	18173.602	12.500	12.5	0.0	NO		NO	bb
4	4	171203M1_5	Standard	12.500	4.70	13434.078	13434.078	12.500	12.5	0.0	NO		NO	bb
5	5	171203M1_6	Standard	12.500	4.70	16015.191	16015.191	12.500	12.5	0.0	NO		NO	bb
6	6	171203M1_7	Standard	12.500	4.70	15753.413	15753.413	12.500	12.5	0.0	NO		NO	bb
7	7	171203M1_8	Standard	12.500	4.70	14778.946	14778.946	12.500	12.5	0.0	NO		NO	bb
8	8	171203M1_9	Standard	12.500	4.70	13977.875	13977.875	12.500	12.5	0.0	NO		NO	bb
9	9	171203M1_10	Standard	12.500	4.70	14906.525	14906.525	12.500	12.5	0.0	NO		NO	bb

Compound name: 13C4-PFOS
Response Factor: 1
RRF SD: 0, Relative SD: 0
Response type: Internal Std (Ref 59), Area * (IS Conc. / IS Area)
Curve type: RF

	#	Name	Type	Std. Conc	RT	Area	IS Area	Response	Conc.	%Dev	Conc. Flag	CoD	CoD Flag	x=excluded
1	1	171203M1_2	Standard	12.500	4.79	3919.427	3919.427	12.500	12.5	0.0	NO		NO	bb
2	2	171203M1_3	Standard	12.500	4.78	4194.105	4194.105	12.500	12.5	0.0	NO		NO	bb
3	3	171203M1_4	Standard	12.500	4.78	4109.379	4109.379	12.500	12.5	0.0	NO		NO	bb
4	4	171203M1_5	Standard	12.500	4.79	3763.405	3763.405	12.500	12.5	0.0	NO		NO	bb
5	5	171203M1_6	Standard	12.500	4.79	4260.088	4260.088	12.500	12.5	0.0	NO		NO	bb
6	6	171203M1_7	Standard	12.500	4.78	4074.149	4074.149	12.500	12.5	0.0	NO		NO	bb
7	7	171203M1_8	Standard	12.500	4.79	4132.138	4132.138	12.500	12.5	0.0	NO		NO	bb
8	8	171203M1_9	Standard	12.500	4.78	3896.072	3896.072	12.500	12.5	0.0	NO		NO	bb
9	9	171203M1_10	Standard	12.500	4.78	3624.354	3624.354	12.500	12.5	0.0	NO		NO	bb

Dataset: U:\Q4.PRO\results\171203M1\171203M1-CRV.qld

Last Altered: Monday, December 04, 2017 13:28:07 Pacific Standard Time
Printed: Monday, December 04, 2017 13:44:52 Pacific Standard Time

Compound name: 13C6-PFDA
Response Factor: 1
RRF SD: 0, Relative SD: 0
Response type: Internal Std (Ref 60), Area * (IS Conc. / IS Area)
Curve type: RF

	#	Name	Type	Std. Conc	RT	Area	IS Area	Response	Conc.	%Dev	Conc. Flag	CoD	CoD Flag	x=excluded
1	1	171203M1_2	Standard	12.500	5.08	8795.328	8795.328	12.500	12.5	0.0	NO		NO	bb
2	2	171203M1_3	Standard	12.500	5.07	9754.949	9754.949	12.500	12.5	0.0	NO		NO	bb
3	3	171203M1_4	Standard	12.500	5.07	12089.452	12089.452	12.500	12.5	0.0	NO		NO	bb
4	4	171203M1_5	Standard	12.500	5.08	8619.909	8619.909	12.500	12.5	0.0	NO		NO	bb
5	5	171203M1_6	Standard	12.500	5.07	10339.794	10339.794	12.500	12.5	0.0	NO		NO	bb
6	6	171203M1_7	Standard	12.500	5.07	8963.844	8963.844	12.500	12.5	0.0	NO		NO	bb
7	7	171203M1_8	Standard	12.500	5.07	9329.242	9329.242	12.500	12.5	0.0	NO		NO	bb
8	8	171203M1_9	Standard	12.500	5.07	8643.074	8643.074	12.500	12.5	0.0	NO		NO	bb
9	9	171203M1_10	Standard	12.500	5.08	8020.826	8020.826	12.500	12.5	0.0	NO		NO	bb

Compound name: 13C7-PFUdA
Response Factor: 1
RRF SD: 0, Relative SD: 0
Response type: Internal Std (Ref 61), Area * (IS Conc. / IS Area)
Curve type: RF

	#	Name	Type	Std. Conc	RT	Area	IS Area	Response	Conc.	%Dev	Conc. Flag	CoD	CoD Flag	x=excluded
1	1	171203M1_2	Standard	12.500	5.41	14565.314	14565.314	12.500	12.5	0.0	NO		NO	bb
2	2	171203M1_3	Standard	12.500	5.39	14737.708	14737.708	12.500	12.5	0.0	NO		NO	bb
3	3	171203M1_4	Standard	12.500	5.39	13362.248	13362.248	12.500	12.5	0.0	NO		NO	bb
4	4	171203M1_5	Standard	12.500	5.39	11727.148	11727.148	12.500	12.5	0.0	NO		NO	bb
5	5	171203M1_6	Standard	12.500	5.39	13300.222	13300.222	12.500	12.5	0.0	NO		NO	bb
6	6	171203M1_7	Standard	12.500	5.39	12664.057	12664.057	12.500	12.5	0.0	NO		NO	bb
7	7	171203M1_8	Standard	12.500	5.39	9836.319	9836.319	12.500	12.5	0.0	NO		NO	bb
8	8	171203M1_9	Standard	12.500	5.39	11718.642	11718.642	12.500	12.5	0.0	NO		NO	bb
9	9	171203M1_10	Standard	12.500	5.39	9322.178	9322.178	12.500	12.5	0.0	NO		NO	bb

Vista Analytical Laboratory

Dataset: Untitled

Last Altered: Monday, December 04, 2017 13:51:08 Pacific Standard Time
Printed: Monday, December 04, 2017 13:54:13 Pacific Standard Time

Method: U:\Q4.PRO\MethDB\PFAS_FULL_80C_113017.mdb 01 Dec 2017 12:18:40
Calibration: U:\Q4.PRO\CurveDB\C18_VAL-PFAS_Q4_12-3-17_FULL.cdb 04 Dec 2017 13:28:07

Compound name: PFBA

	Name	ID	Acq.Date	Acq.Time
1	171203M1_1	IPA	03-Dec-17	14:00:27
2	171203M1_2	ST171203M1-1 PFC CS-2 17K2806	03-Dec-17	14:11:50
3	171203M1_3	ST171203M1-2 PFC CS-1 17K2807	03-Dec-17	14:23:01
4	171203M1_4	ST171203M1-3 PFC CS0 17K2808	03-Dec-17	14:34:12
5	171203M1_5	ST171203M1-4 PFC CS1 17K2814	03-Dec-17	14:45:23
6	171203M1_6	ST171203M1-5 PFC CS2 17K2809	03-Dec-17	14:56:33
7	171203M1_7	ST171203M1-6 PFC CS3 17K2810	03-Dec-17	15:07:44
8	171203M1_8	ST171203M1-7 PFC CS4 17K2811	03-Dec-17	15:18:55
9	171203M1_9	ST171203M1-8 PFC CS5 17K2812	03-Dec-17	15:30:06
10	171203M1_10	ST171203M1-9 PFC CS6 17K2817	03-Dec-17	15:41:16
11	171203M1_11	ST171203M1-10 PFC CS7 17K2818	03-Dec-17	15:52:27
12	171203M1_12	IPA	03-Dec-17	16:03:38
13	171203M1_13	ICV171203M1-1 PFC ICV 17K3001	03-Dec-17	16:14:48
14	171203M1_14	IPA	03-Dec-17	16:26:02

Vista Analytical Laboratory Q1

Dataset: U:\Q4.PRO\results\171203M1\171203M1-CRV.qld

Last Altered: Monday, December 04, 2017 13:28:07 Pacific Standard Time
Printed: Monday, December 04, 2017 13:42:32 Pacific Standard Time

Method: U:\Q4.PRO\MethDB\PFAS_FULL_80C_113017.mdb 01 Dec 2017 12:18:40
Calibration: 04 Dec 2017 13:28:07

Compound name: PFBA
Correlation coefficient: r = 0.999943, r^2 = 0.999885
Calibration curve: 1.15326 * x + -0.00526795
Response type: Internal Std (Ref 31), Area * (IS Conc. / IS Area)
Curve type: Linear, Origin: Include, Weighting: 1/x, Axis trans: None

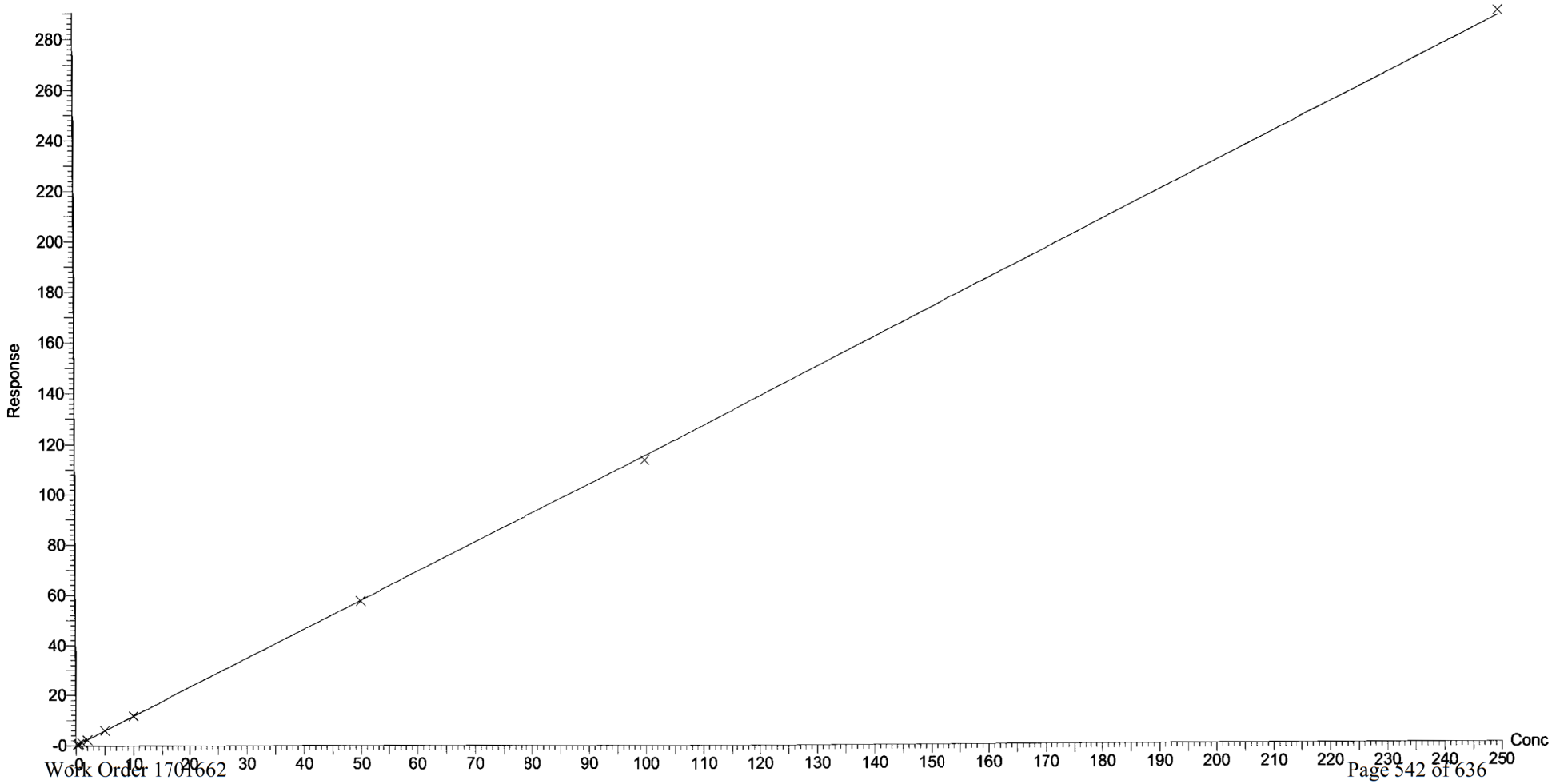

Dataset: U:\Q4.PRO\results\171203M1\171203M1-CRV.qld

Last Altered: Monday, December 04, 2017 13:28:07 Pacific Standard Time
Printed: Monday, December 04, 2017 13:42:32 Pacific Standard Time

Compound name: PFPeA
Correlation coefficient: r = 0.999473, r^2 = 0.998947
Calibration curve: 1.04888 * x + 0.0214623
Response type: Internal Std (Ref 32), Area * (IS Conc. / IS Area)
Curve type: Linear, Origin: Exclude, Weighting: 1/x, Axis trans: None

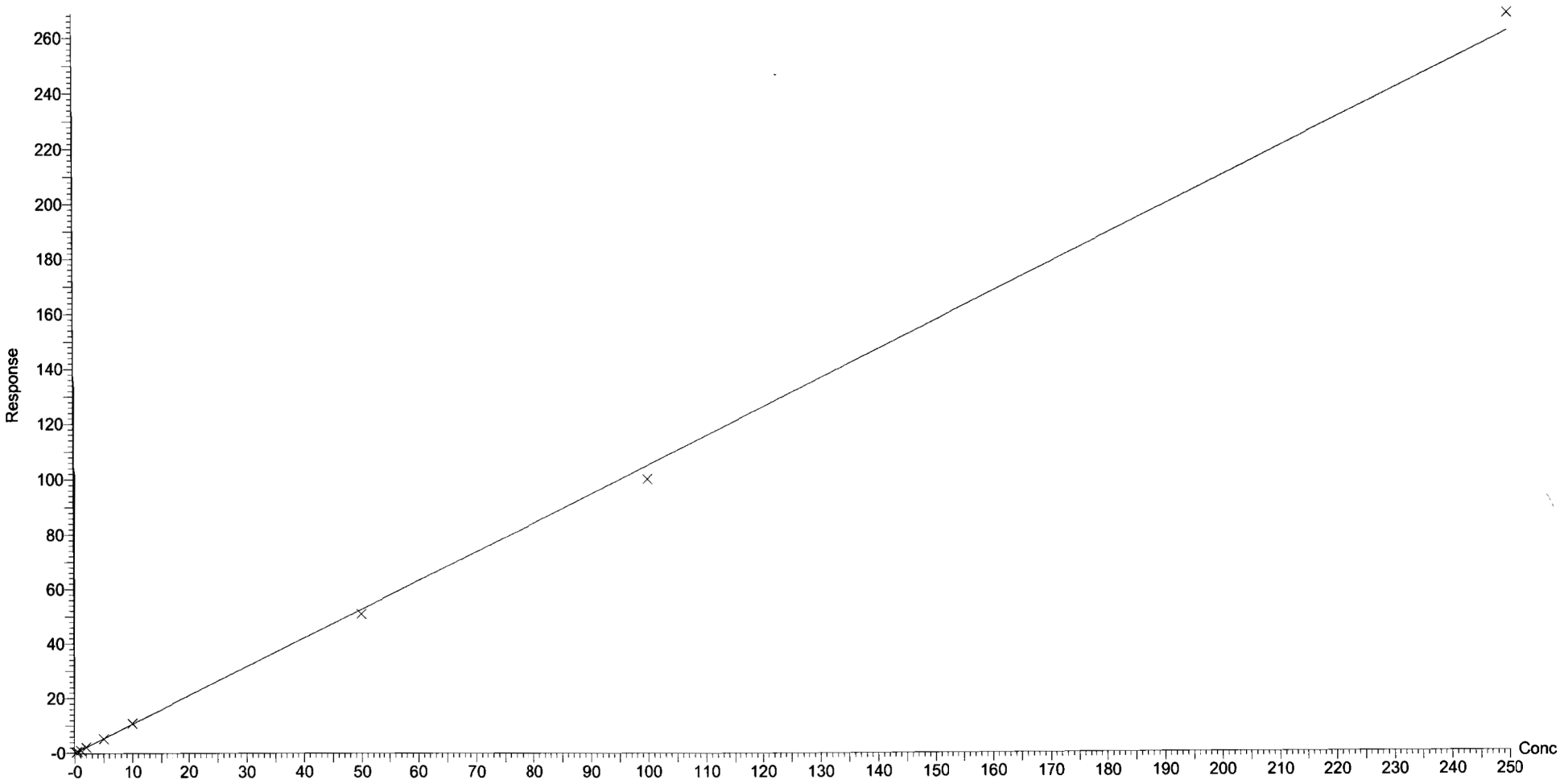

Dataset: U:\Q4.PRO\results\171203M1\171203M1-CRV.qld

Last Altered: Monday, December 04, 2017 13:28:07 Pacific Standard Time
Printed: Monday, December 04, 2017 13:42:32 Pacific Standard Time

Compound name: PFBS
Correlation coefficient: r = 0.999467, r^2 = 0.998935
Calibration curve: 2.17658 * x + -0.0216502
Response type: Internal Std (Ref 33), Area * (IS Conc. / IS Area)
Curve type: Linear, Origin: Exclude, Weighting: 1/x, Axis trans: None

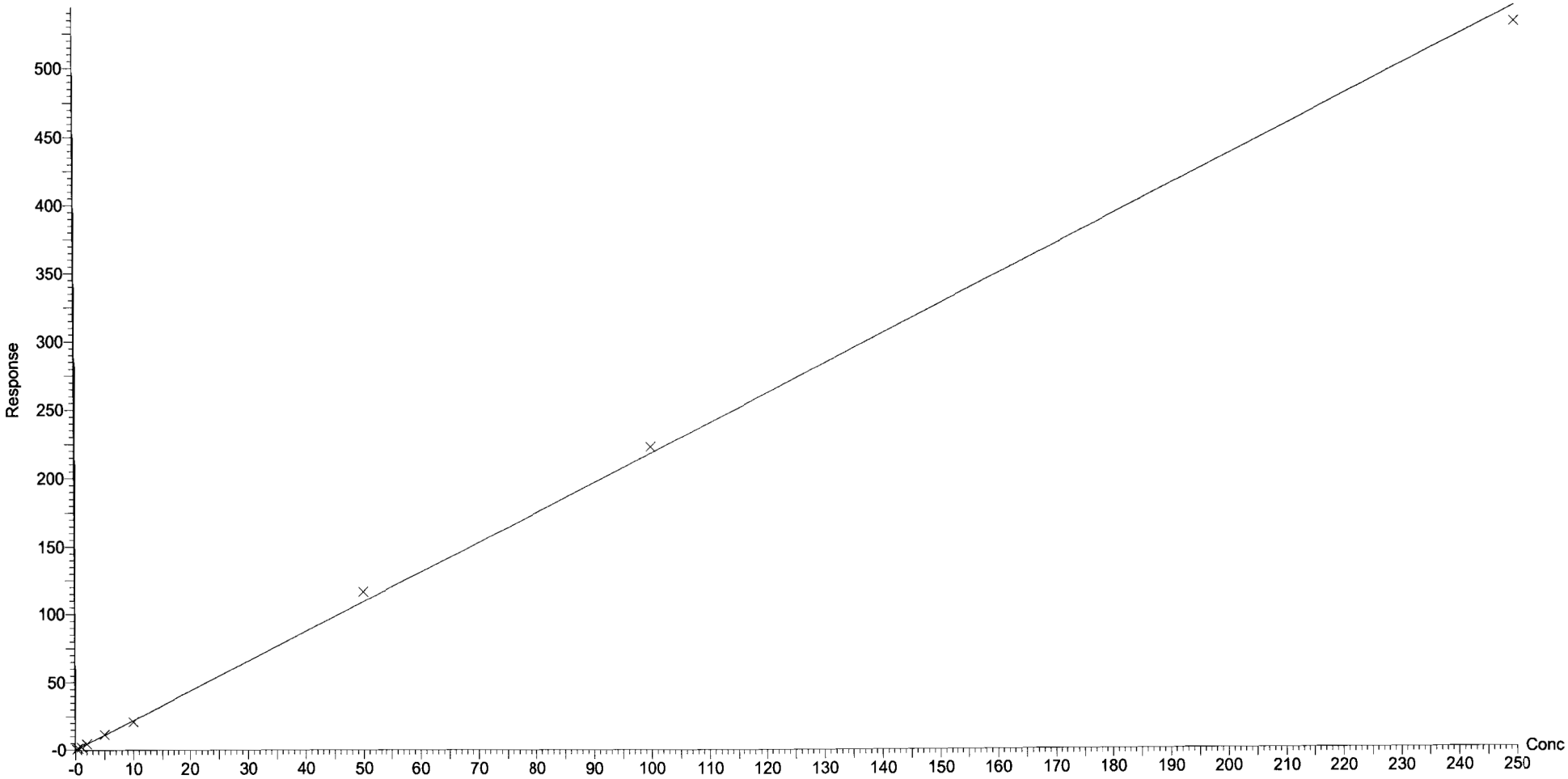

Dataset: U:\Q4.PRO\results\171203M1\171203M1-CRV.qld

Last Altered: Monday, December 04, 2017 13:28:07 Pacific Standard Time
Printed: Monday, December 04, 2017 13:42:32 Pacific Standard Time

Compound name: PFHxA
Correlation coefficient: r = 0.999424, r^2 = 0.998848
Calibration curve: 1.45339 * x + 0.125162
Response type: Internal Std (Ref 34), Area * (IS Conc. / IS Area)
Curve type: Linear, Origin: Exclude, Weighting: 1/x, Axis trans: None

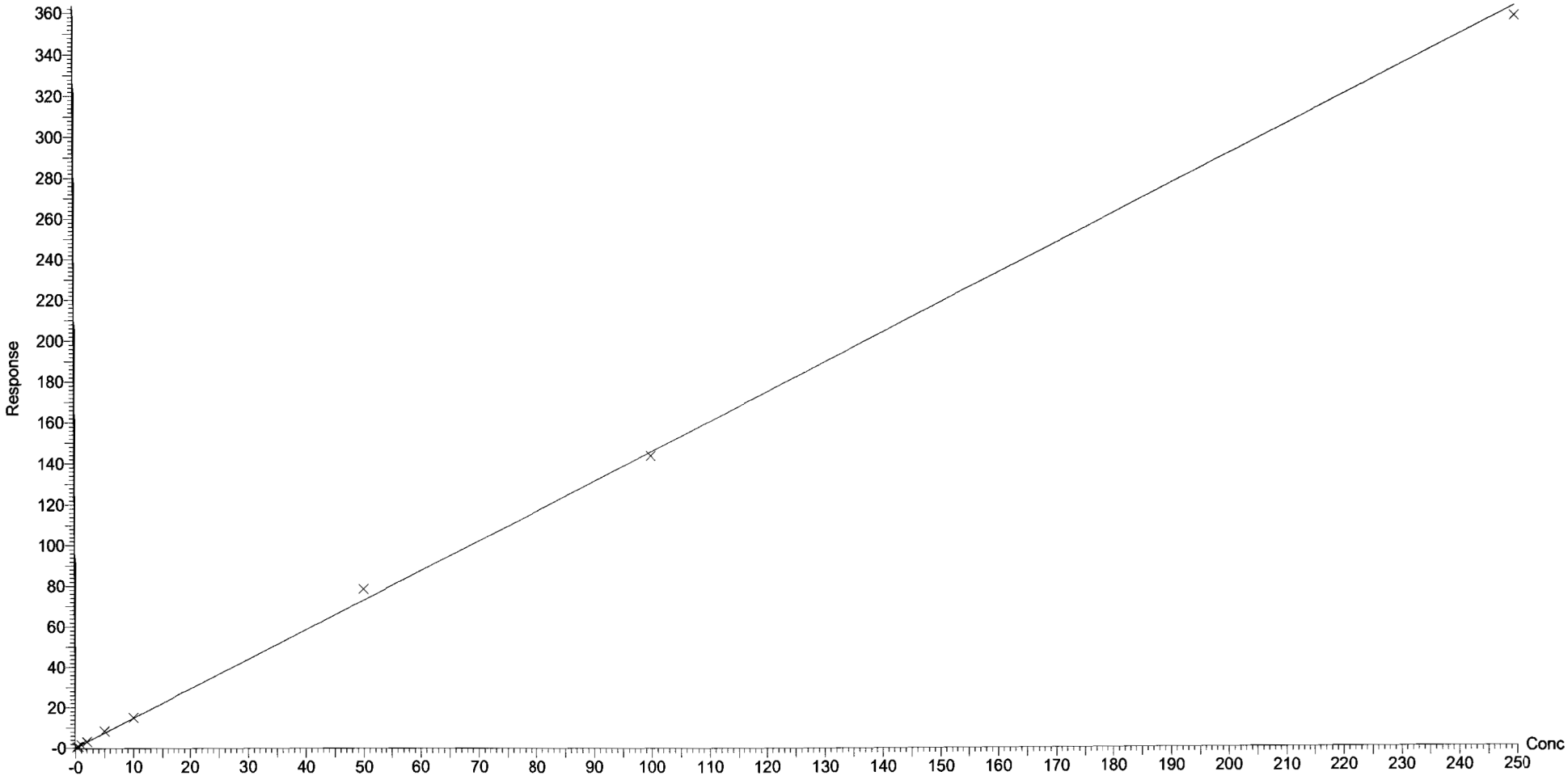

Dataset: U:\Q4.PRO\results\171203M1\171203M1-CRV.qld

Last Altered: Monday, December 04, 2017 13:28:07 Pacific Standard Time
Printed: Monday, December 04, 2017 13:42:32 Pacific Standard Time

Compound name: PFHpA
Correlation coefficient: r = 0.999682, r^2 = 0.999364
Calibration curve: 1.33427 * x + 0.0823203
Response type: Internal Std (Ref 35), Area * (IS Conc. / IS Area)
Curve type: Linear, Origin: Exclude, Weighting: 1/x, Axis trans: None

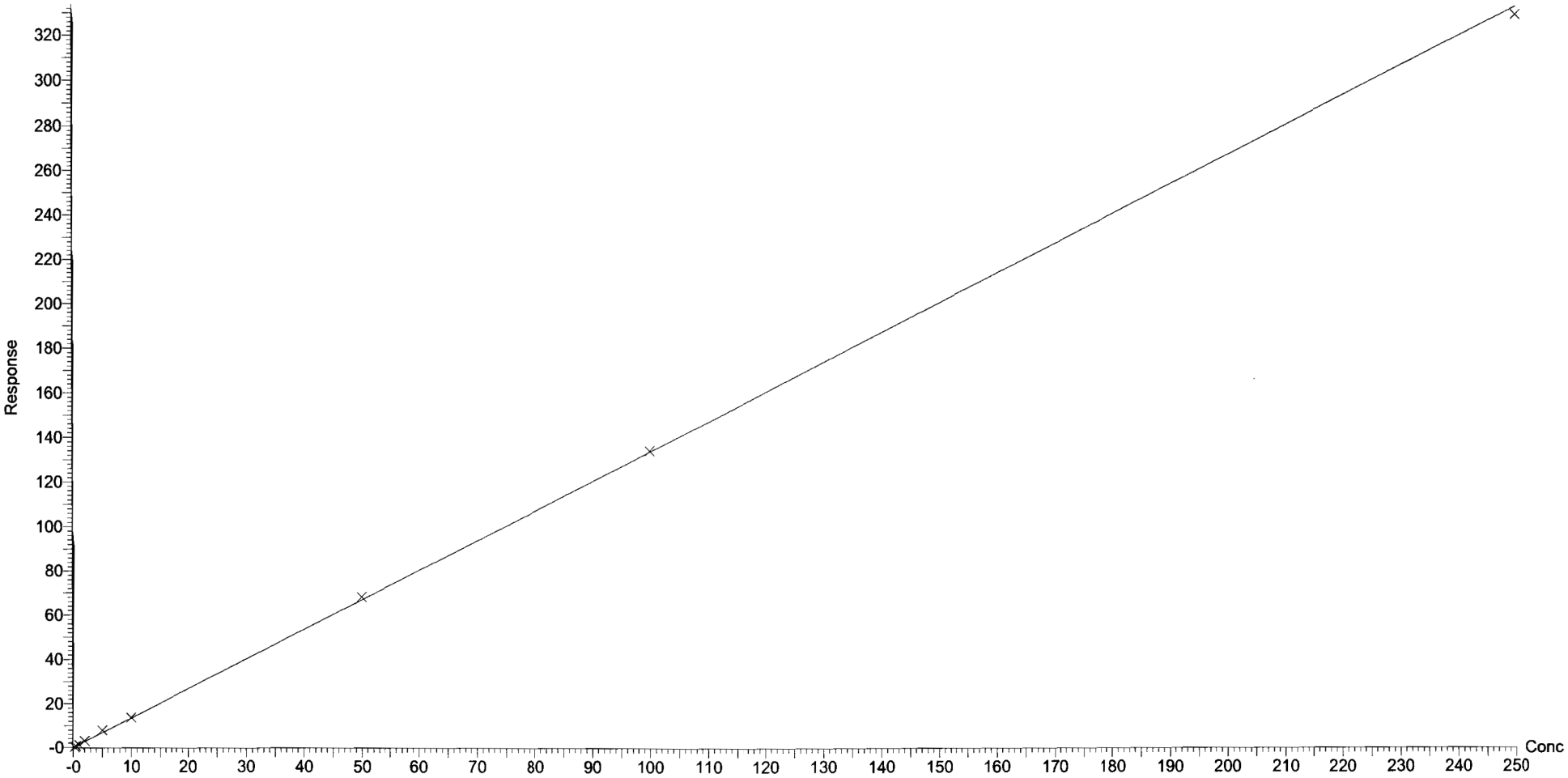

Dataset: U:\Q4.PRO\results\171203M1\171203M1-CRV.qld

Last Altered: Monday, December 04, 2017 13:28:07 Pacific Standard Time
Printed: Monday, December 04, 2017 13:42:32 Pacific Standard Time

Compound name: L-PFHxS
Correlation coefficient: r = 0.999517, r^2 = 0.999034
Calibration curve: 2.11572 * x + 0.0176774
Response type: Internal Std (Ref 36), Area * (IS Conc. / IS Area)
Curve type: Linear, Origin: Exclude, Weighting: 1/x, Axis trans: None

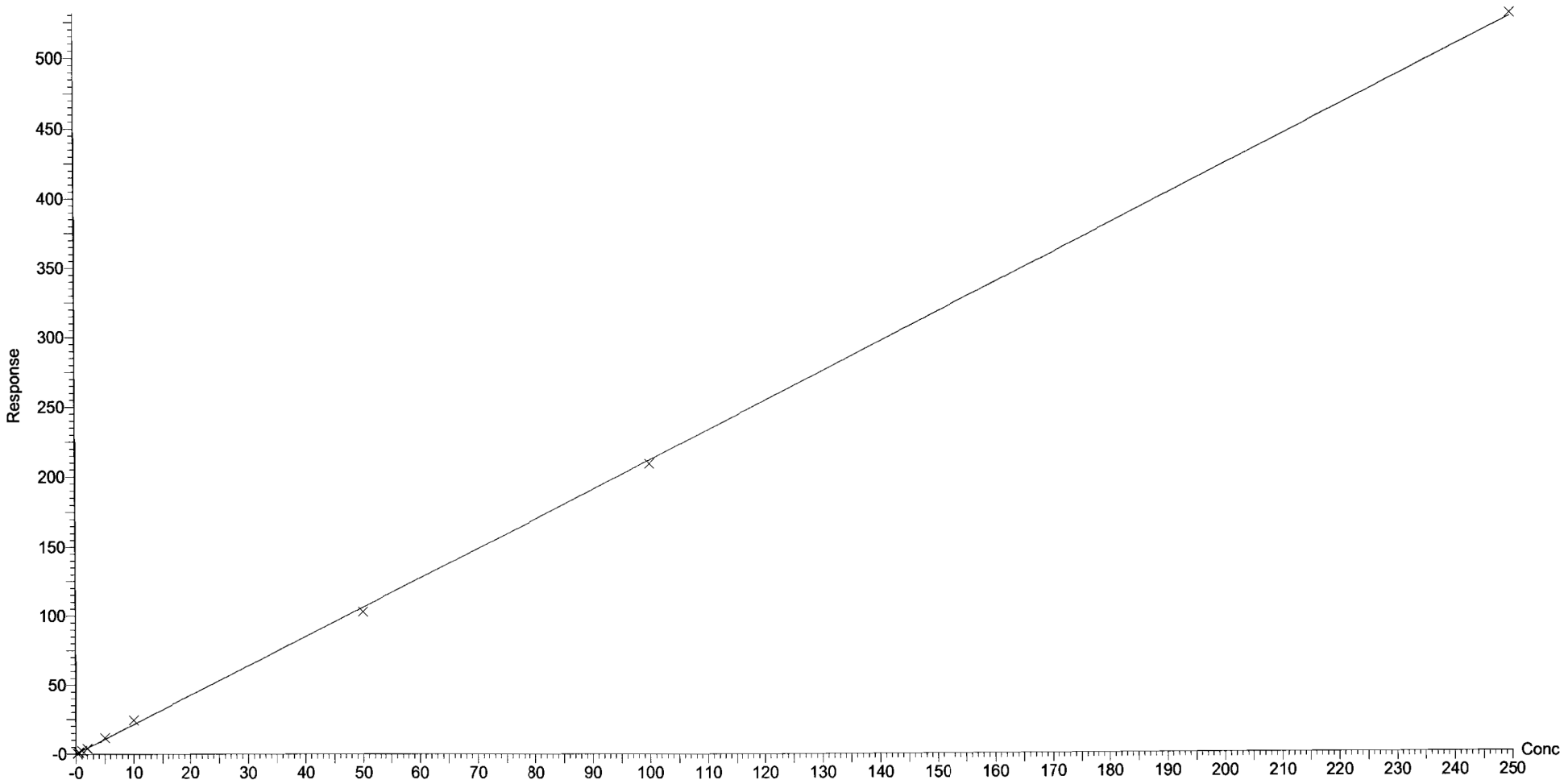

Dataset: U:\Q4.PRO\results\171203M1\171203M1-CRV.qld

Last Altered: Monday, December 04, 2017 13:28:07 Pacific Standard Time
Printed: Monday, December 04, 2017 13:42:32 Pacific Standard Time

Compound name: 6:2 FTS
Coefficient of Determination: R^2 = 0.998279
Calibration curve: -0.0013676 * x^2 + 1.03287 * x + 0.0651598
Response type: Internal Std (Ref 37), Area * (IS Conc. / IS Area)
Curve type: 2nd Order, Origin: Exclude, Weighting: 1/x, Axis trans: None

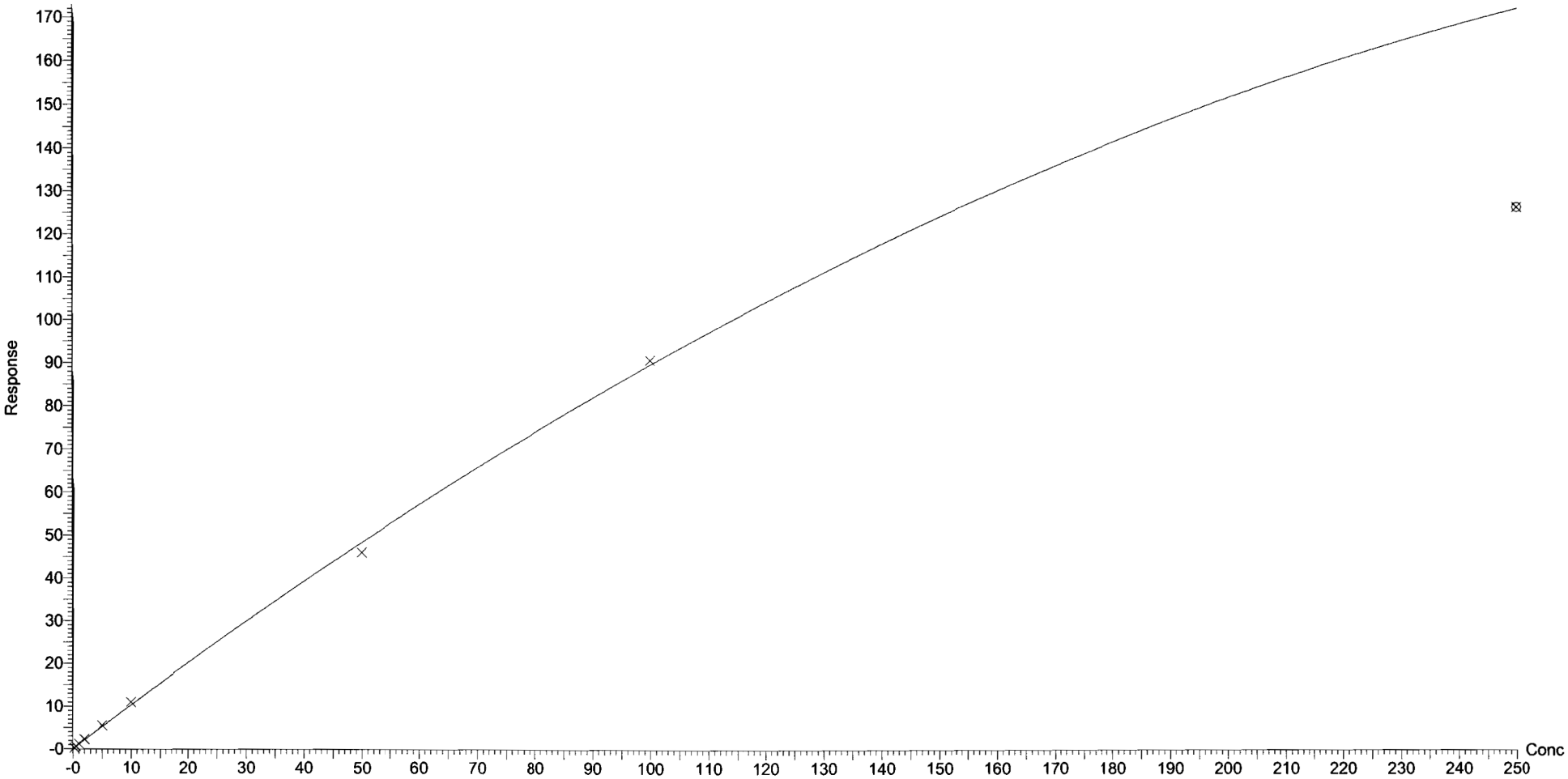

Dataset: U:\Q4.PRO\results\171203M1\171203M1-CRV.qld

Last Altered: Monday, December 04, 2017 13:28:07 Pacific Standard Time
Printed: Monday, December 04, 2017 13:42:32 Pacific Standard Time

Compound name: L-PFOA
Correlation coefficient: r = 0.997823, r^2 = 0.995651
Calibration curve: 0.993395 * x + 0.24169
Response type: Internal Std (Ref 38), Area * (IS Conc. / IS Area)
Curve type: Linear, Origin: Exclude, Weighting: 1/x, Axis trans: None

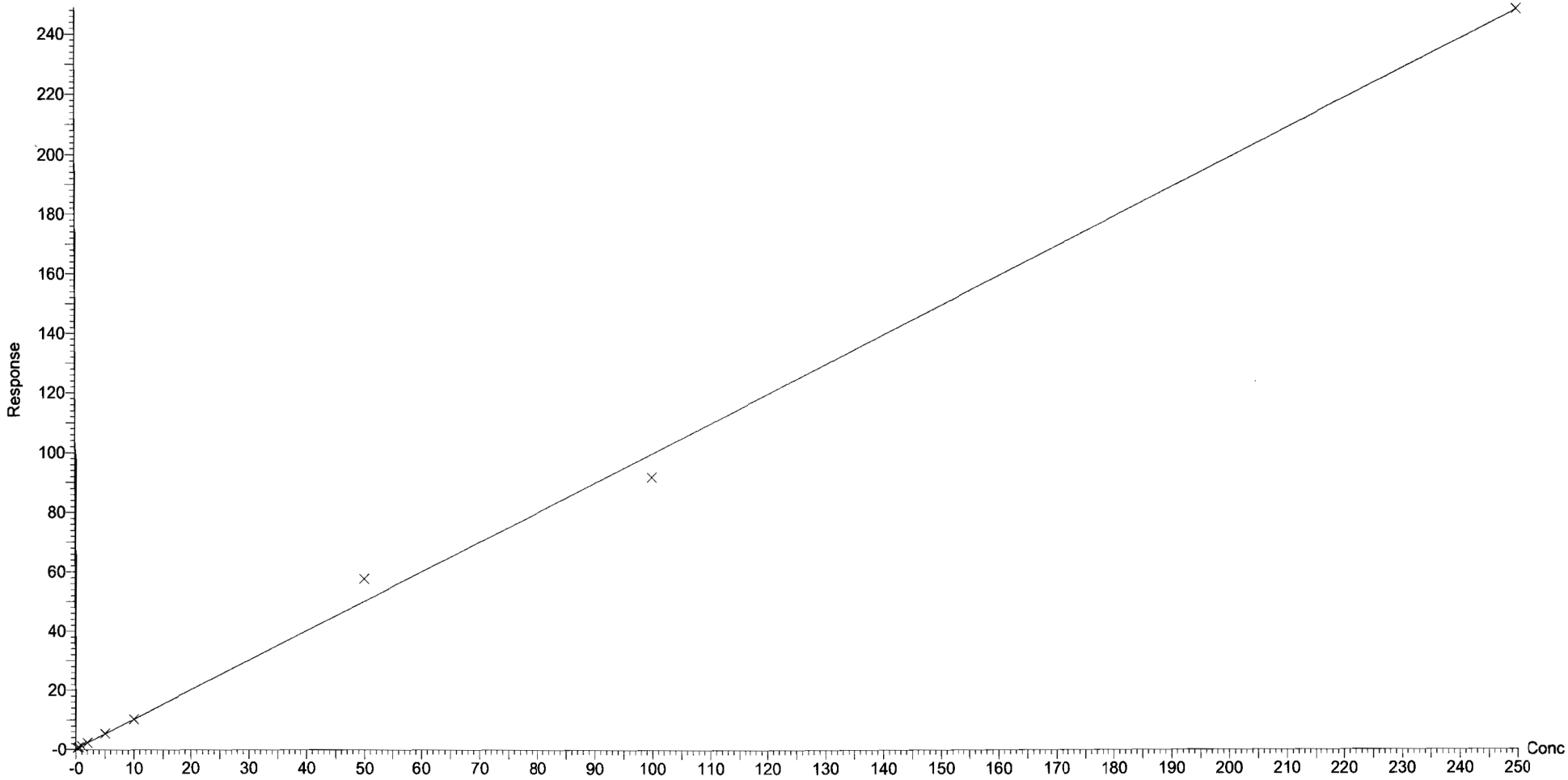

Vista Analytical Laboratory Q1

Dataset: U:\Q4.PRO\results\171203M1\171203M1-CRV.qld

Last Altered: Monday, December 04, 2017 13:28:07 Pacific Standard Time
Printed: Monday, December 04, 2017 13:42:32 Pacific Standard Time

Compound name: PFHpS
Coefficient of Determination: R^2 = 0.991681
Calibration curve: -3.19092e-005 * x^2 + 0.258342 * x + -0.0241076
Response type: Internal Std (Ref 38), Area * (IS Conc. / IS Area)
Curve type: 2nd Order, Origin: Exclude, Weighting: 1/x, Axis trans: None

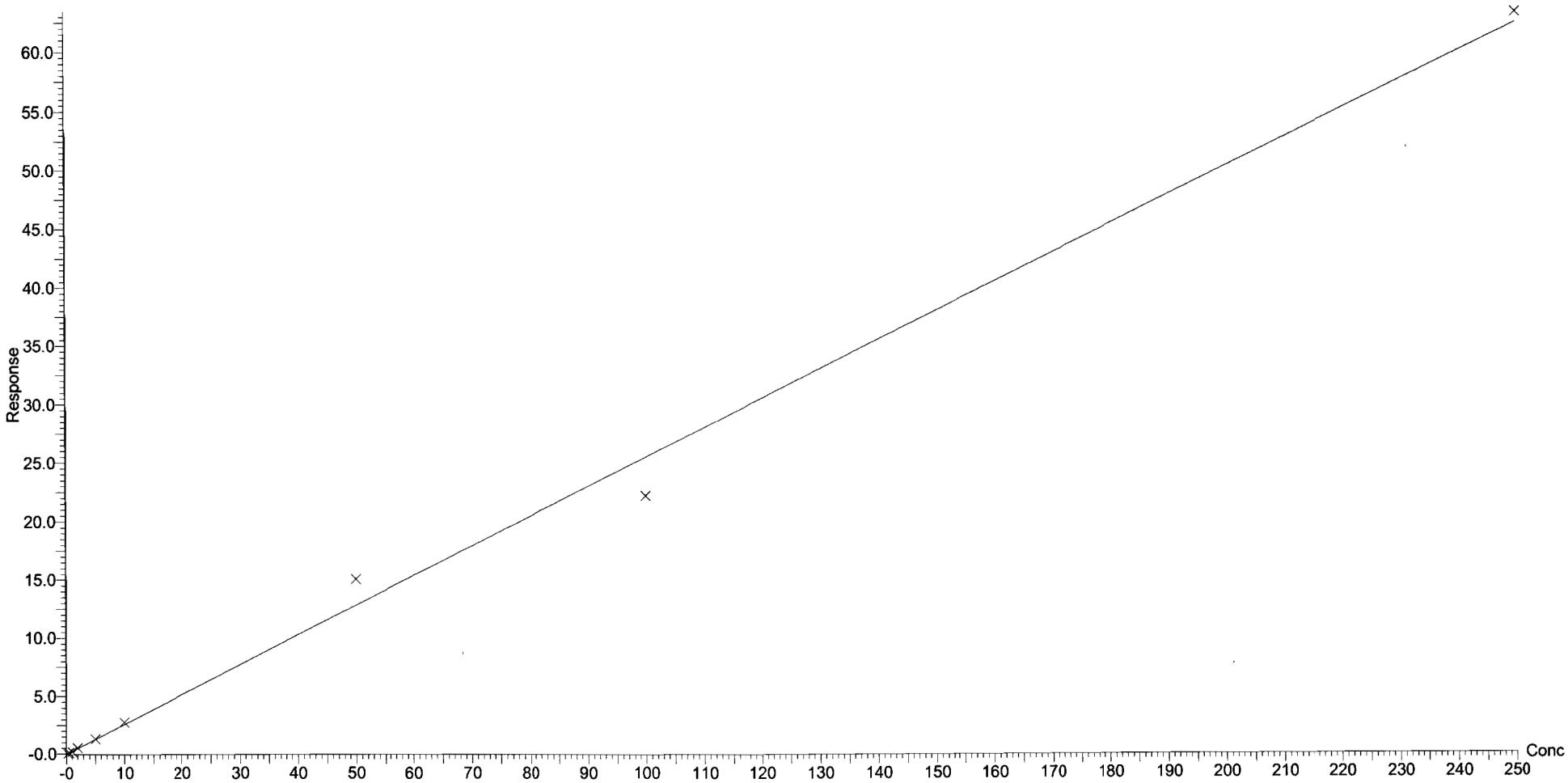

Dataset: U:\Q4.PRO\results\171203M1\171203M1-CRV.qld

Last Altered: Monday, December 04, 2017 13:28:07 Pacific Standard Time
Printed: Monday, December 04, 2017 13:42:32 Pacific Standard Time

Compound name: PFNA
Coefficient of Determination: R^2 = 0.998168
Calibration curve: -0.0005958 * x^2 + 1.39466 * x + 0.0582514
Response type: Internal Std (Ref 39), Area * (IS Conc. / IS Area)
Curve type: 2nd Order, Origin: Exclude, Weighting: 1/x, Axis trans: None

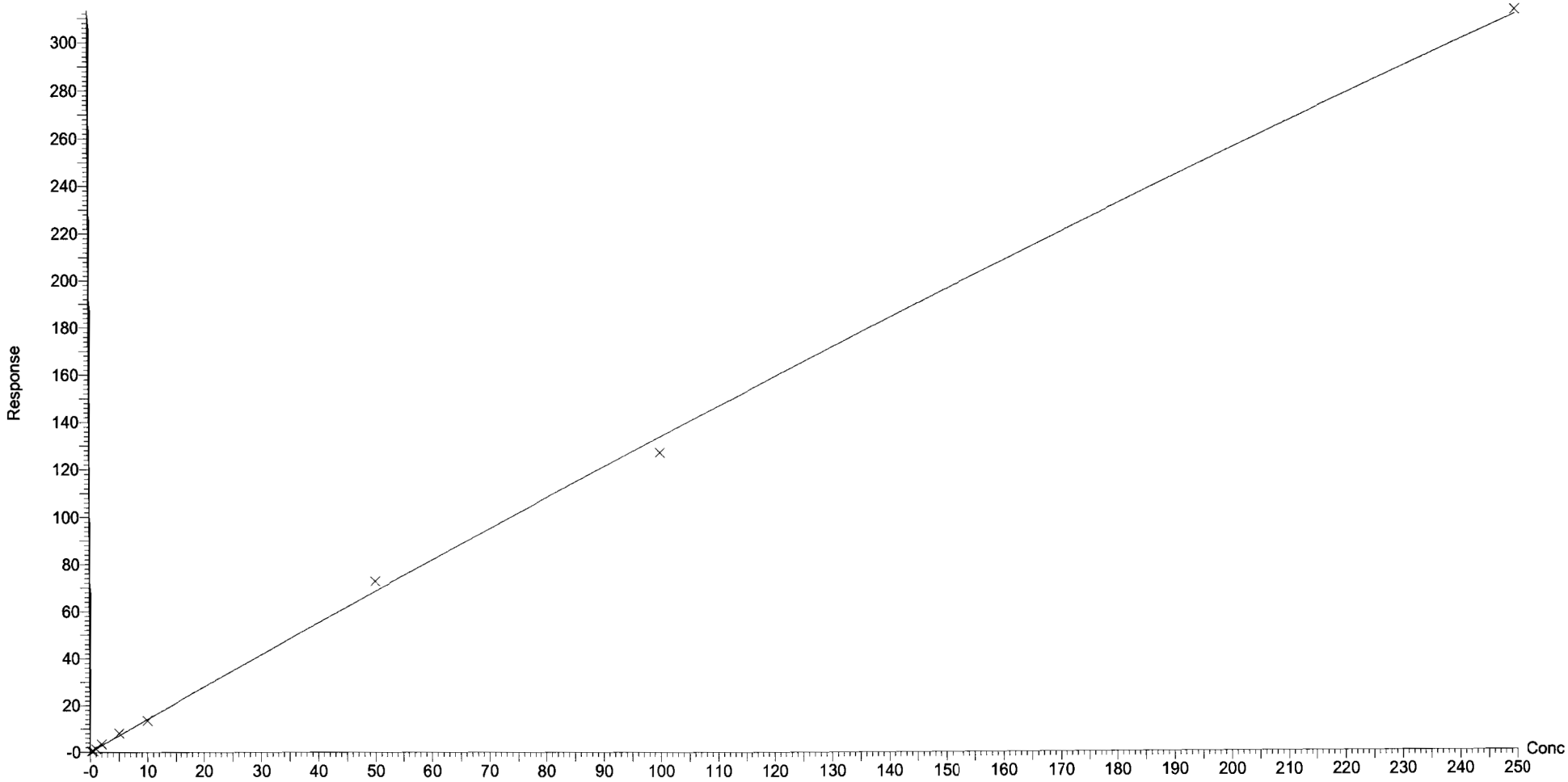

Dataset: U:\Q4.PRO\results\171203M1\171203M1-CRV.qld

Last Altered: Monday, December 04, 2017 13:28:07 Pacific Standard Time
Printed: Monday, December 04, 2017 13:42:32 Pacific Standard Time

Compound name: PFOSA
Correlation coefficient: r = 0.999586, r^2 = 0.999172
Calibration curve: 0.967728 * x + 0.10054
Response type: Internal Std (Ref 40), Area * (IS Conc. / IS Area)
Curve type: Linear, Origin: Exclude, Weighting: 1/x, Axis trans: None

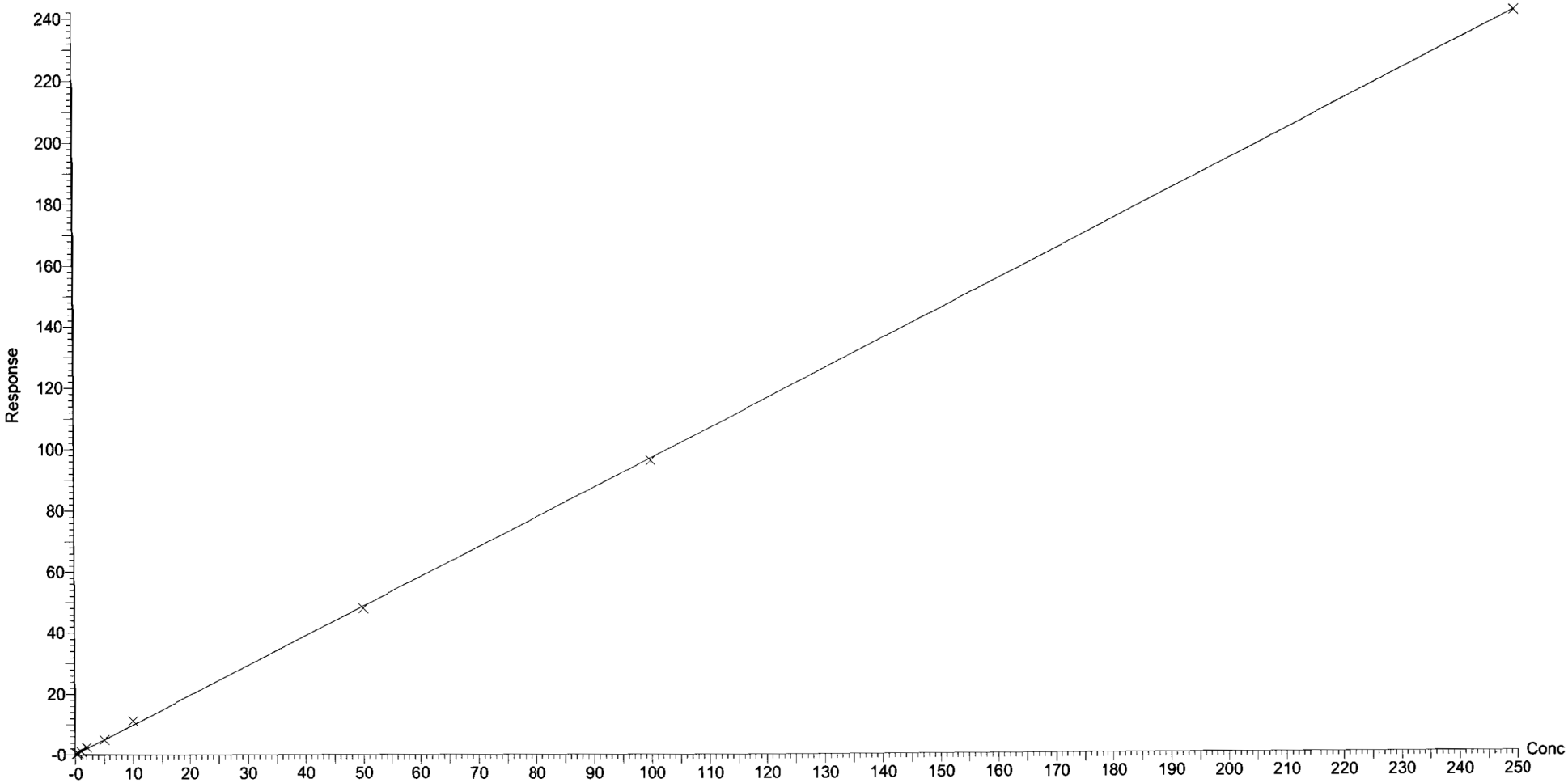

Dataset: U:\Q4.PRO\results\171203M1\171203M1-CRV.qld

Last Altered: Monday, December 04, 2017 13:28:07 Pacific Standard Time
Printed: Monday, December 04, 2017 13:42:32 Pacific Standard Time

Compound name: L-PFOS
Correlation coefficient: r = 0.999438, r^2 = 0.998876
Calibration curve: 0.976928 * x + 0.267957
Response type: Internal Std (Ref 41), Area * (IS Conc. / IS Area)
Curve type: Linear, Origin: Include, Weighting: 1/x, Axis trans: None

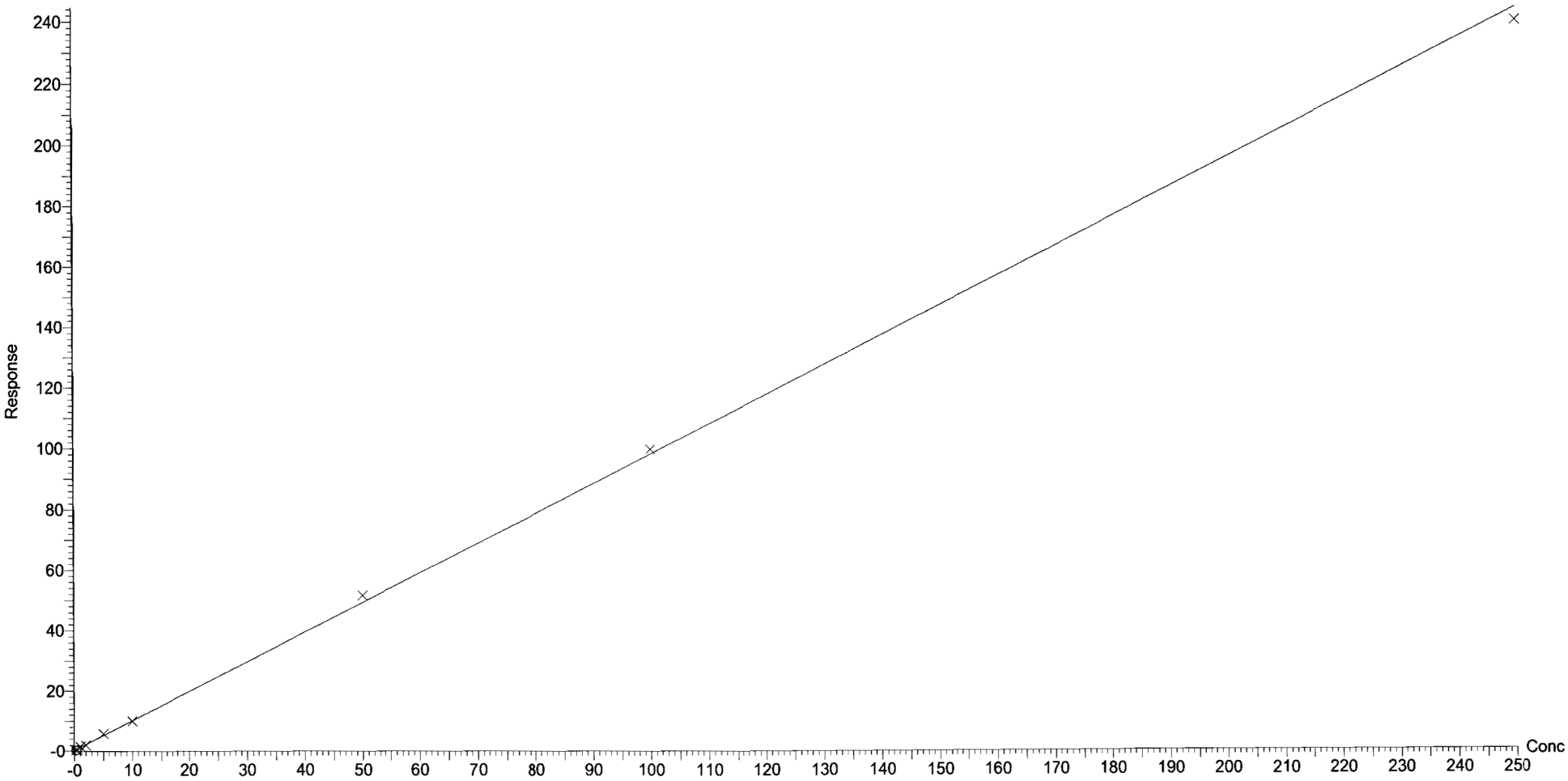

Dataset: U:\Q4.PRO\results\171203M1\171203M1-CRV.qld

Last Altered: Monday, December 04, 2017 13:28:07 Pacific Standard Time
Printed: Monday, December 04, 2017 13:42:32 Pacific Standard Time

Compound name: PFDA
Coefficient of Determination: R^2 = 0.996582
Calibration curve: -0.000206509 * x^2 + 1.32342 * x + -0.0183222
Response type: Internal Std (Ref 42), Area * (IS Conc. / IS Area)
Curve type: 2nd Order, Origin: Exclude, Weighting: 1/x, Axis trans: None

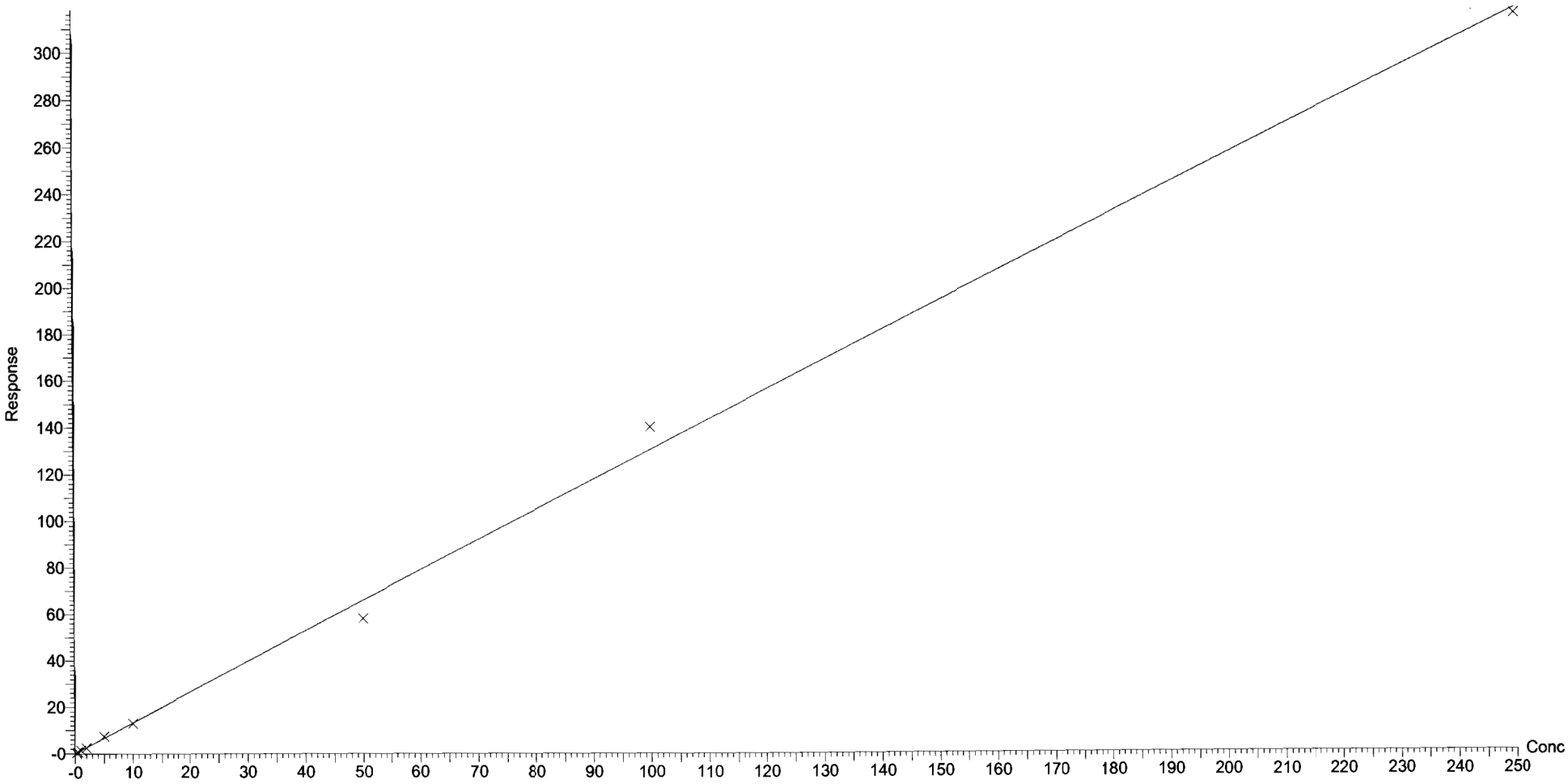

Vista Analytical Laboratory Q1

Dataset: U:\Q4.PRO\results\171203M1\171203M1-CRV.qld

Last Altered: Monday, December 04, 2017 15:00:50 Pacific Standard Time
Printed: Monday, December 04, 2017 15:04:46 Pacific Standard Time

Method: U:\Q4.PRO\MethDB\PFAS_FULL_80C_113017.mdb 01 Dec 2017 12:18:40
Calibration: U:\Q4.PRO\CurveDB\C18_VAL-PFAS_Q4_12-3-17_FULL.cdb 04 Dec 2017 15:00:50

Compound name: 8:2 FTS
Coefficient of Determination: R^2 = 0.997240
Calibration curve: -0.00933543 * x^2 + 2.33359 * x + -0.164514
Response type: Internal Std (Ref 43), Area * (IS Conc. / IS Area)
Curve type: 2nd Order, Origin: Exclude, Weighting: 1/x, Axis trans: None

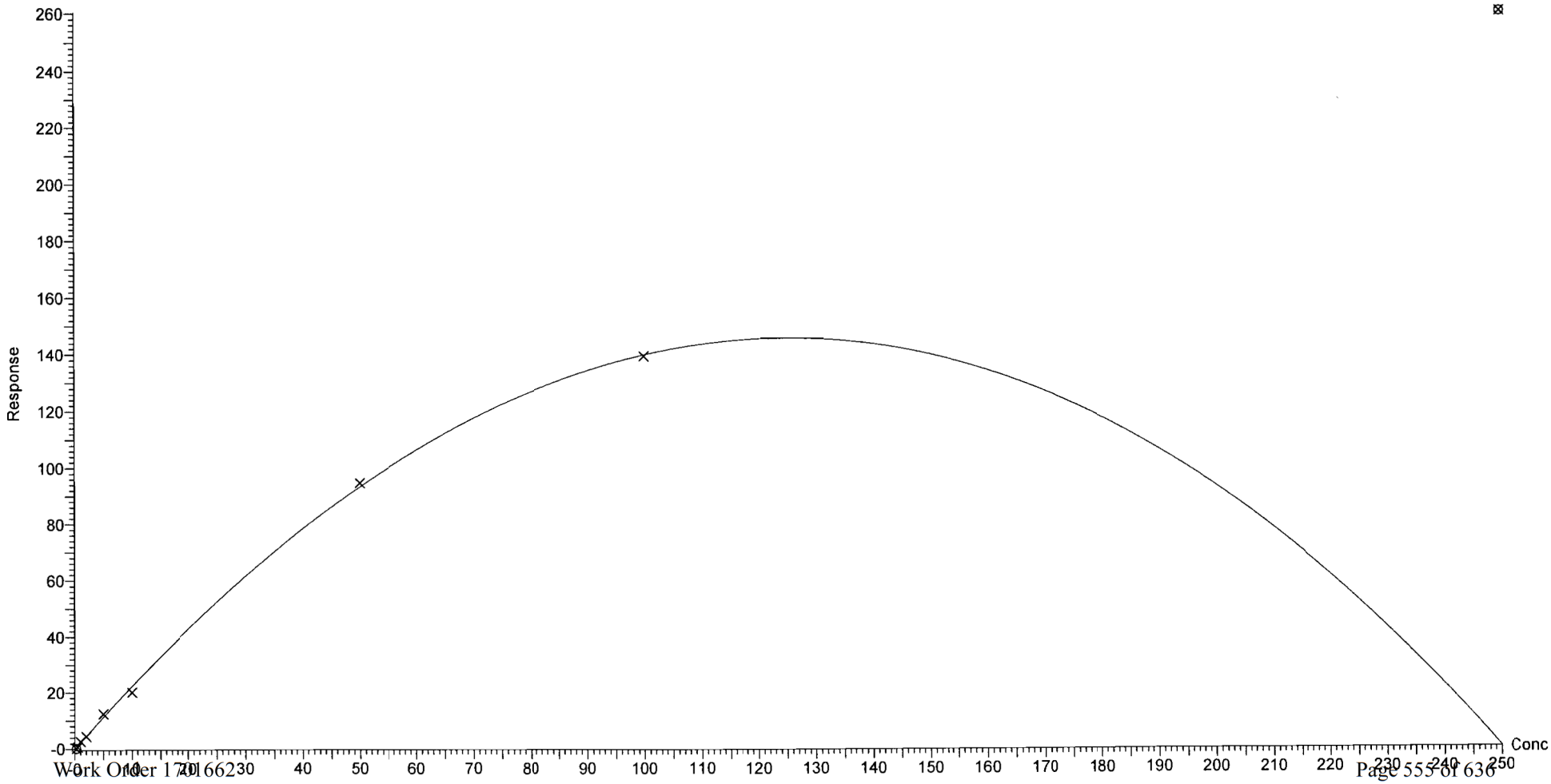

Dataset: U:\Q4.PRO\results\171203M1\171203M1-CRV.qld

Last Altered: Monday, December 04, 2017 13:28:07 Pacific Standard Time
Printed: Monday, December 04, 2017 13:42:32 Pacific Standard Time

Compound name: N-MeFOSAA
Correlation coefficient: r = 0.999672, r^2 = 0.999344
Calibration curve: 1.65466 * x + -0.163443
Response type: Internal Std (Ref 44), Area * (IS Conc. / IS Area)
Curve type: Linear, Origin: Exclude, Weighting: 1/x, Axis trans: None

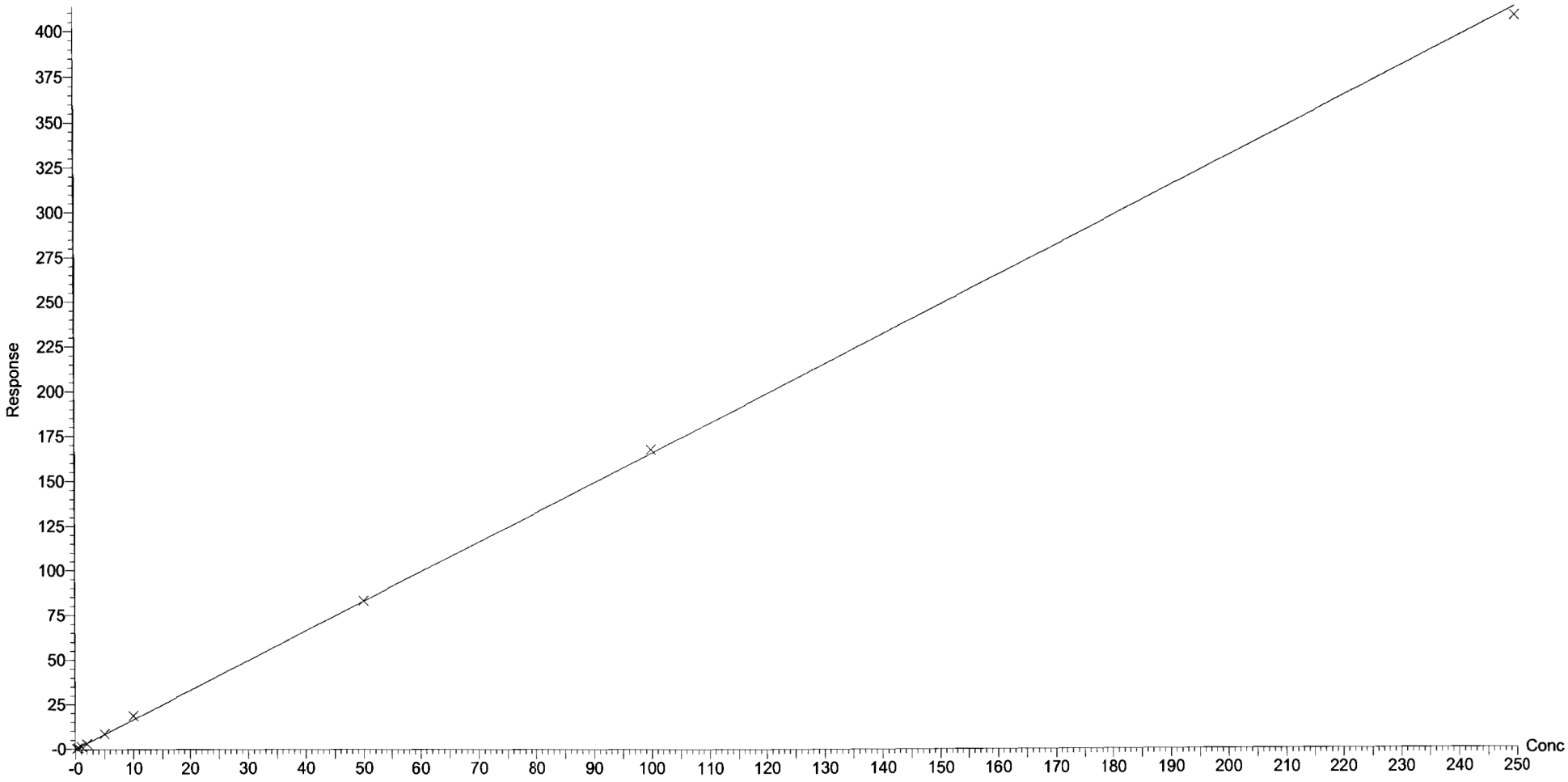

Dataset: U:\Q4.PRO\results\171203M1\171203M1-CRV.qld

Last Altered: Monday, December 04, 2017 13:28:07 Pacific Standard Time
Printed: Monday, December 04, 2017 13:42:32 Pacific Standard Time

Compound name: N-EtFOSAA
Coefficient of Determination: R^2 = 0.997758
Calibration curve: -0.000566855 * x^2 + 1.18945 * x + -0.0553757
Response type: Internal Std (Ref 45), Area * (IS Conc. / IS Area)
Curve type: 2nd Order, Origin: Include, Weighting: 1/x, Axis trans: None

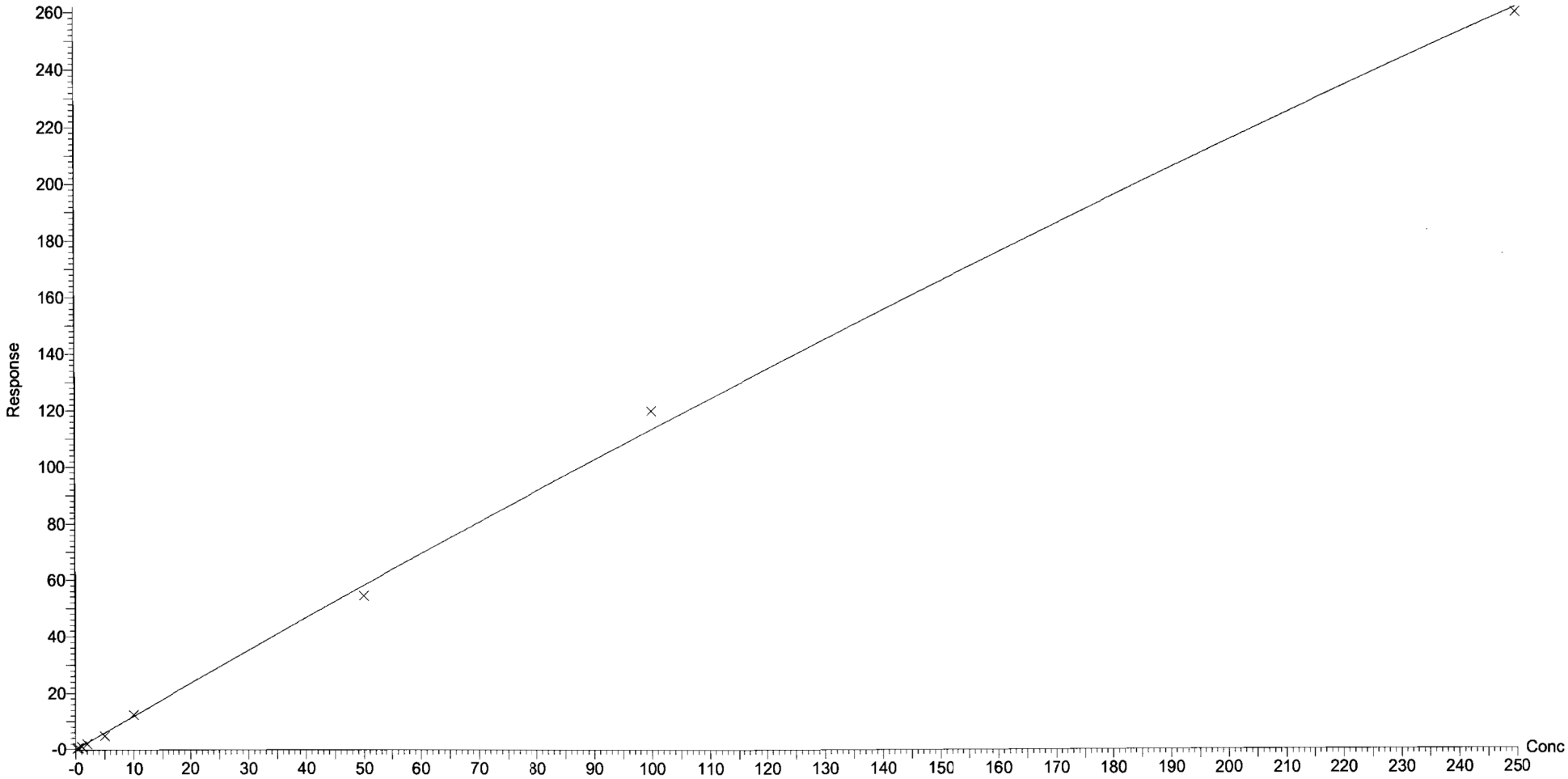

Dataset: U:\Q4.PRO\results\171203M1\171203M1-CRV.qld

Last Altered: Monday, December 04, 2017 13:28:07 Pacific Standard Time
Printed: Monday, December 04, 2017 13:42:32 Pacific Standard Time

Compound name: PFUdA
Coefficient of Determination: R^2 = 0.997521
Calibration curve: -0.000226914 * x^2 + 1.14934 * x + 0.0857909
Response type: Internal Std (Ref 46), Area * (IS Conc. / IS Area)
Curve type: 2nd Order, Origin: Exclude, Weighting: 1/x, Axis trans: None

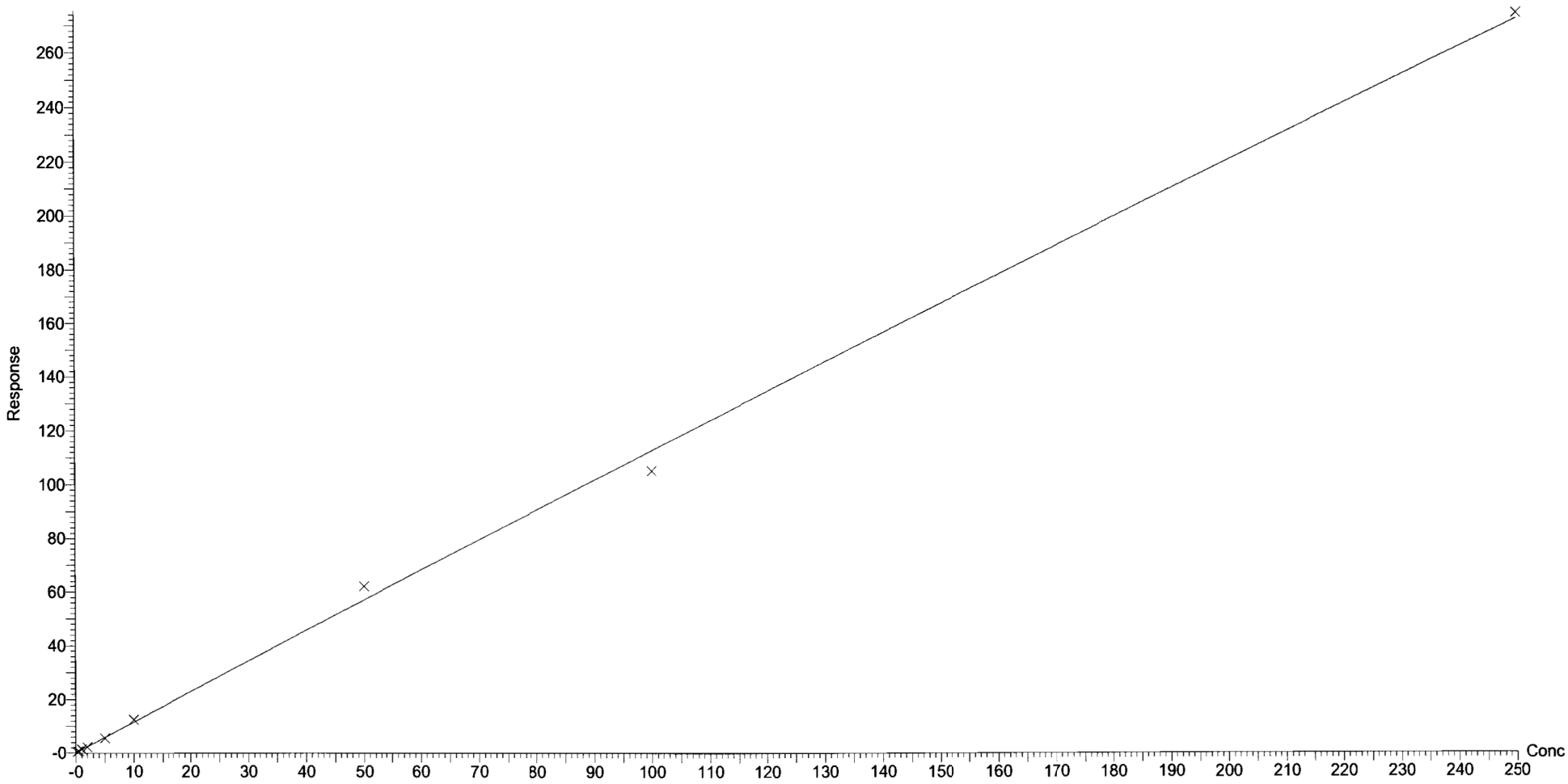

Dataset: U:\Q4.PRO\results\171203M1\171203M1-CRV.qld

Last Altered: Monday, December 04, 2017 13:28:07 Pacific Standard Time
Printed: Monday, December 04, 2017 13:42:32 Pacific Standard Time

Compound name: PFDS
Coefficient of Determination: R^2 = 0.997374
Calibration curve: -0.000254959 * x^2 + 0.344455 * x + -0.0416524
Response type: Internal Std (Ref 46), Area * (IS Conc. / IS Area)
Curve type: 2nd Order, Origin: Exclude, Weighting: 1/x, Axis trans: None

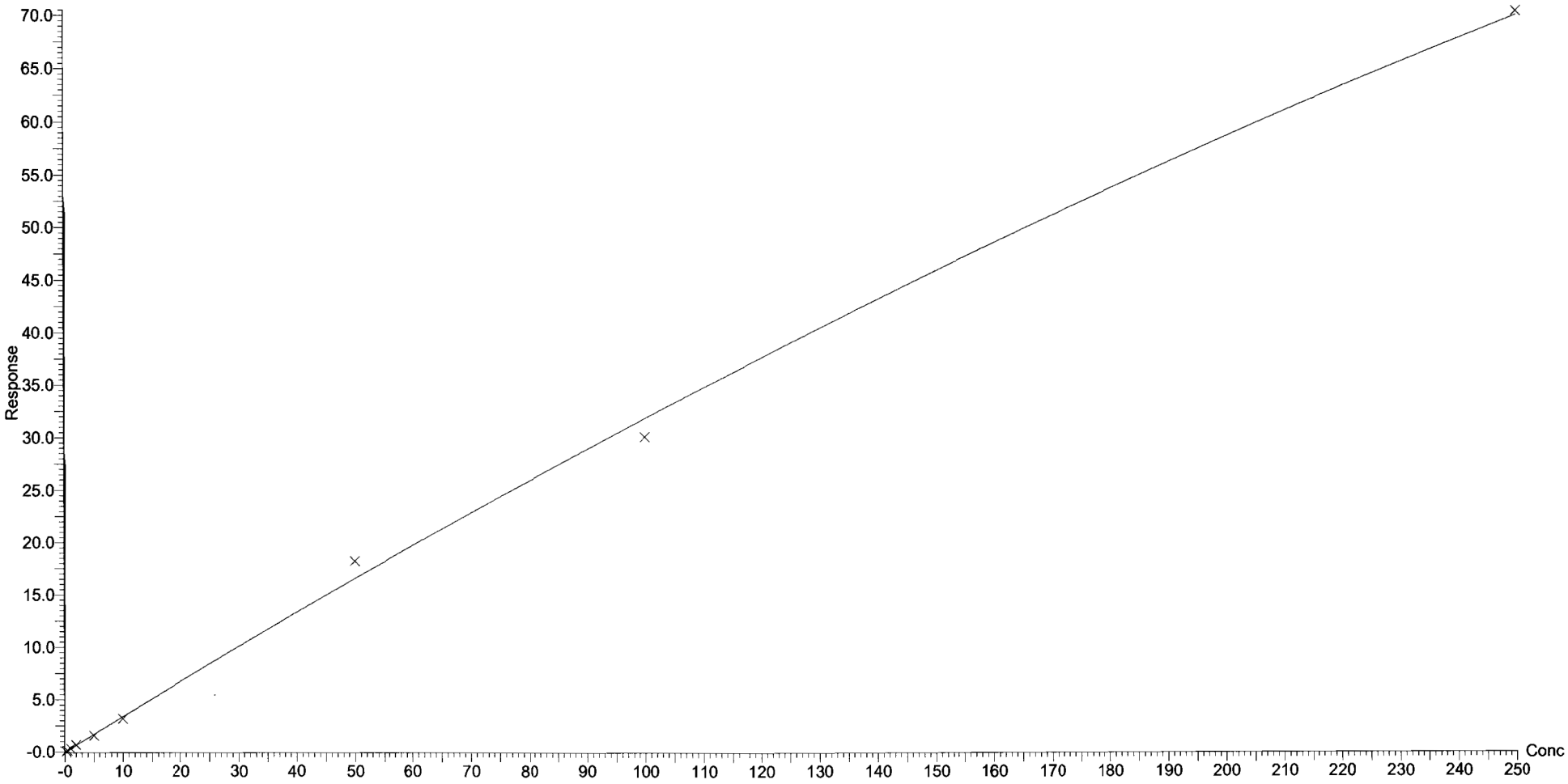

Dataset: U:\Q4.PRO\results\171203M1\171203M1-CRV.qld

Last Altered: Monday, December 04, 2017 13:28:07 Pacific Standard Time
Printed: Monday, December 04, 2017 13:42:32 Pacific Standard Time

Compound name: PFDoA
Coefficient of Determination: R^2 = 0.997994
Calibration curve: -0.00116674 * x^2 + 2.75975 * x + -0.0654296
Response type: Internal Std (Ref 47), Area * (IS Conc. / IS Area)
Curve type: 2nd Order, Origin: Exclude, Weighting: 1/x, Axis trans: None

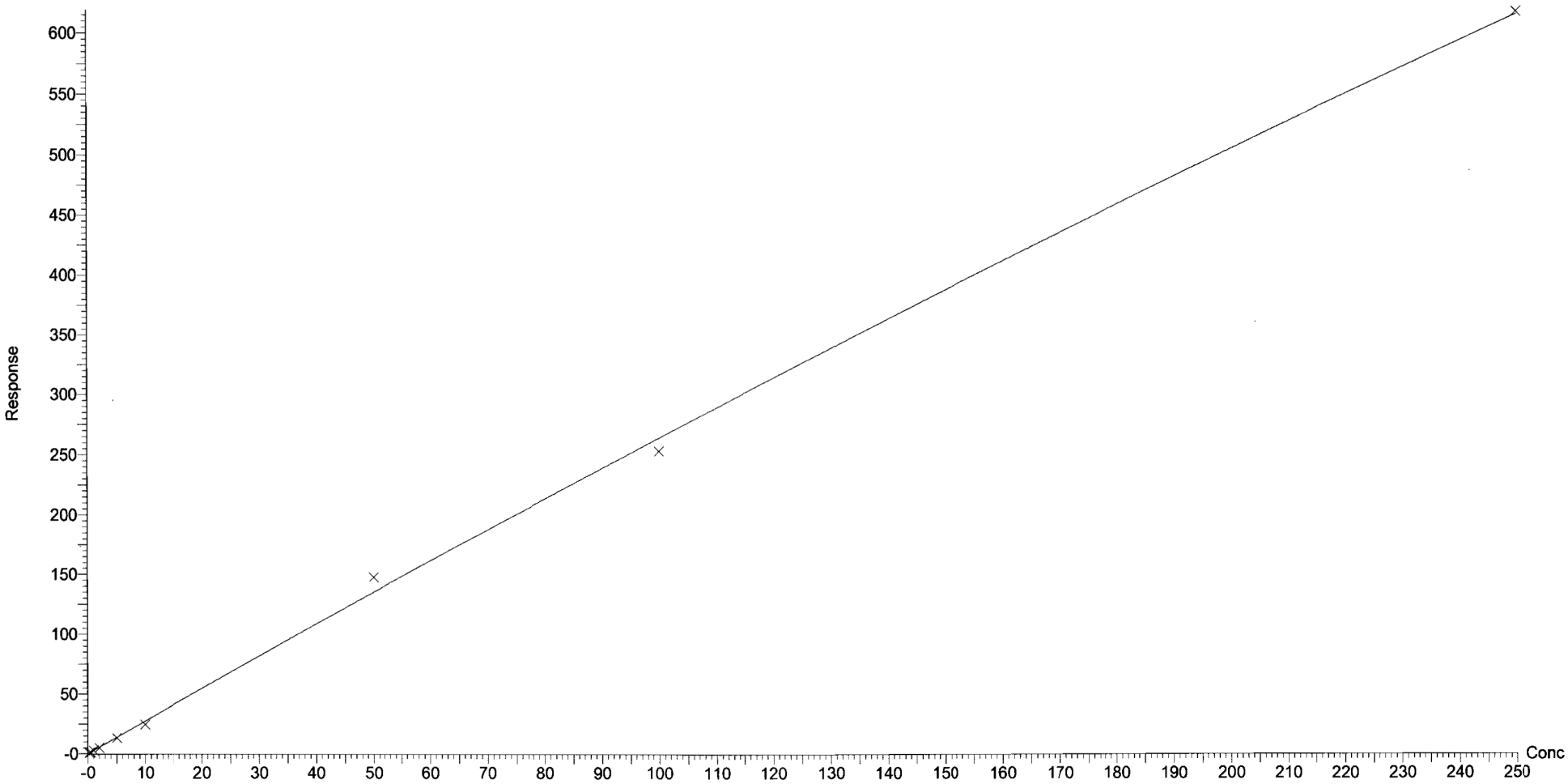

Dataset: U:\Q4.PRO\results\171203M1\171203M1-CRV.qld

Last Altered: Monday, December 04, 2017 13:28:07 Pacific Standard Time
Printed: Monday, December 04, 2017 13:42:32 Pacific Standard Time

Compound name: N-MeFOSA
Correlation coefficient: r = 0.998133, r^2 = 0.996270
Calibration curve: 0.998768 * x + 0.467951
Response type: Internal Std (Ref 48), Area * (IS Conc. / IS Area)
Curve type: Linear, Origin: Include, Weighting: 1/x, Axis trans: None

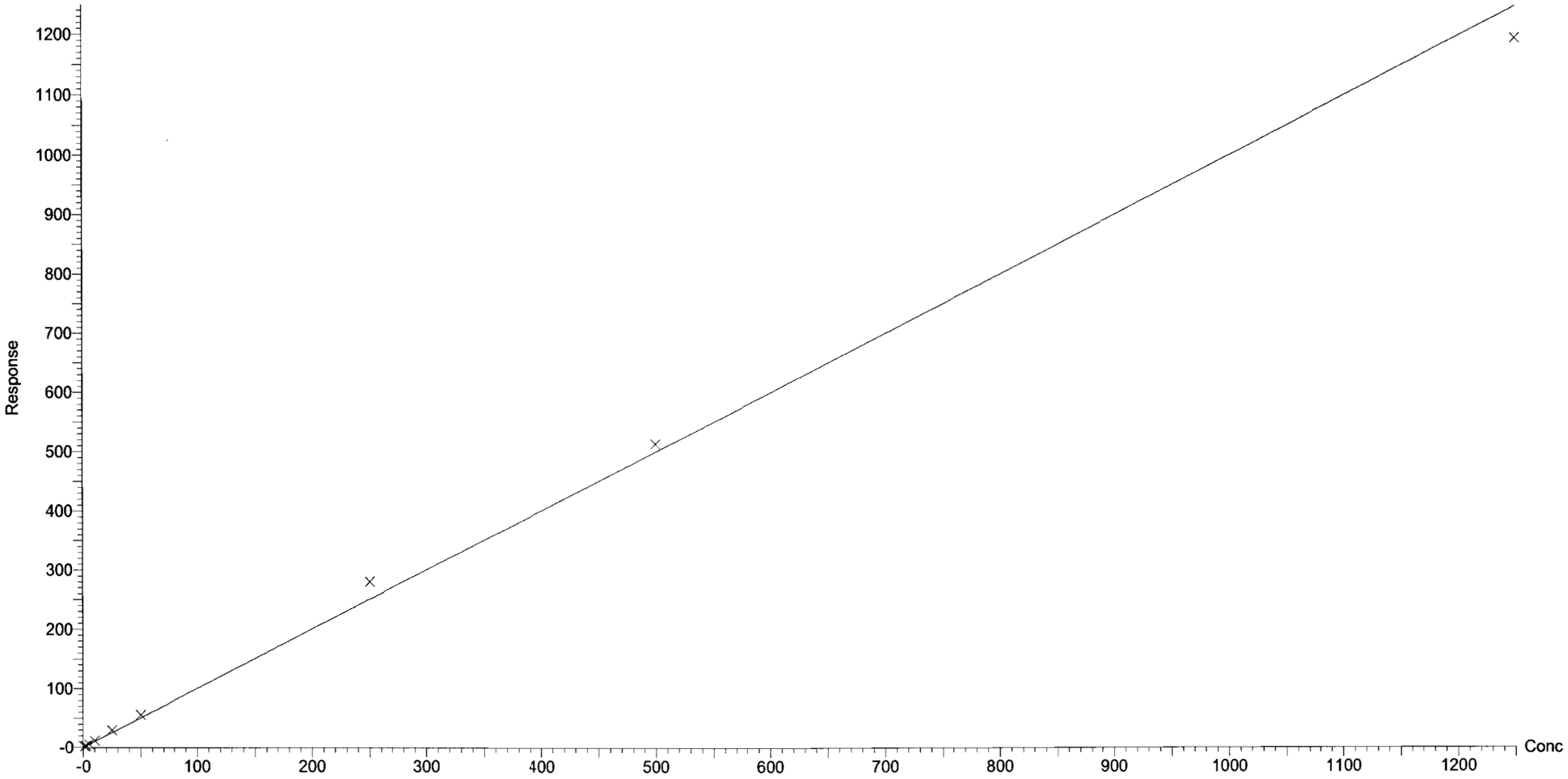

Dataset: U:\Q4.PRO\results\171203M1\171203M1-CRV.qld

Last Altered: Monday, December 04, 2017 13:28:07 Pacific Standard Time
Printed: Monday, December 04, 2017 13:42:32 Pacific Standard Time

Compound name: PFTrDA
Coefficient of Determination: R^2 = 0.999108
Calibration curve: 0.00223697 * x^2 + 2.45597 * x + -0.00762523
Response type: Internal Std (Ref 47), Area * (IS Conc. / IS Area)
Curve type: 2nd Order, Origin: Exclude, Weighting: 1/x, Axis trans: None

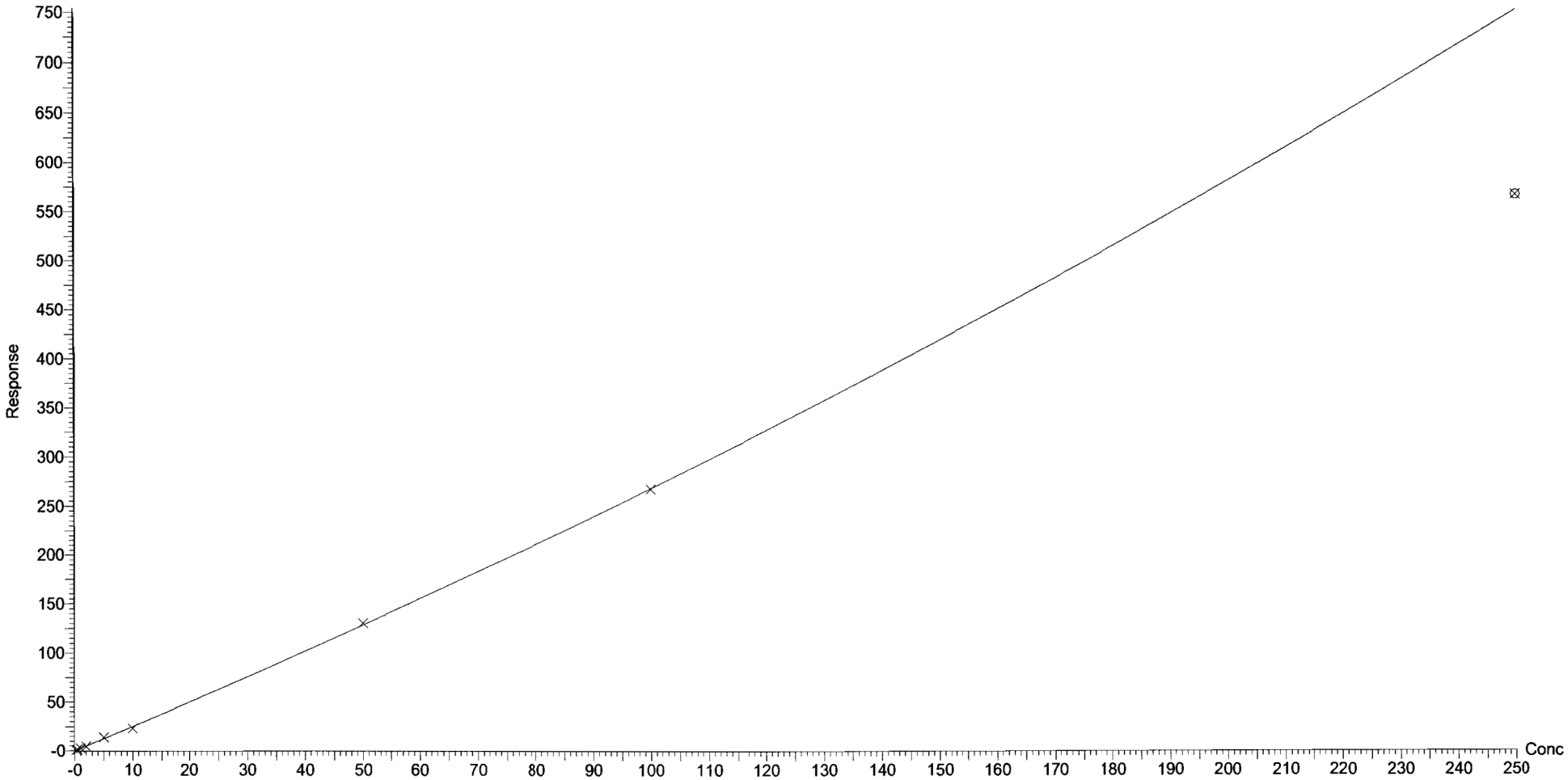

Dataset: U:\Q4.PRO\results\171203M1\171203M1-CRV.qld

Last Altered: Monday, December 04, 2017 13:28:07 Pacific Standard Time
Printed: Monday, December 04, 2017 13:42:32 Pacific Standard Time

Compound name: PFTeDA
Coefficient of Determination: R^2 = 0.999404
Calibration curve: -0.00038826 * x^2 + 1.44028 * x + 0.244983
Response type: Internal Std (Ref 49), Area * (IS Conc. / IS Area)
Curve type: 2nd Order, Origin: Exclude, Weighting: 1/x, Axis trans: None

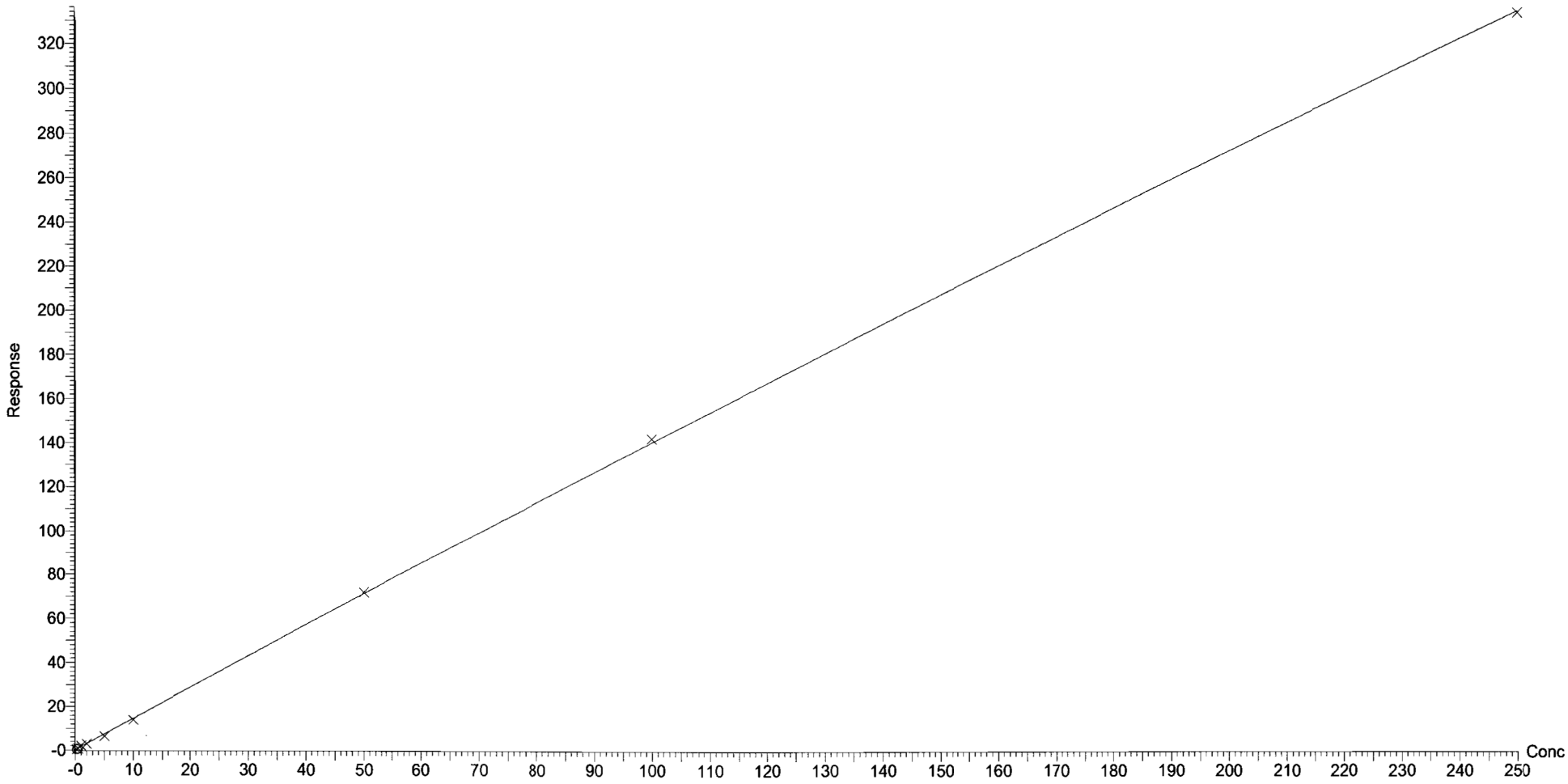

Dataset: U:\Q4.PRO\results\171203M1\171203M1-CRV.qld

Last Altered: Monday, December 04, 2017 13:28:07 Pacific Standard Time
Printed: Monday, December 04, 2017 13:42:32 Pacific Standard Time

Compound name: N-EtFOSA
Coefficient of Determination: R^2 = 0.999855
Calibration curve: -8.67141e-005 * x^2 + 0.957099 * x + 0.0561995
Response type: Internal Std (Ref 50), Area * (IS Conc. / IS Area)
Curve type: 2nd Order, Origin: Exclude, Weighting: 1/x, Axis trans: None

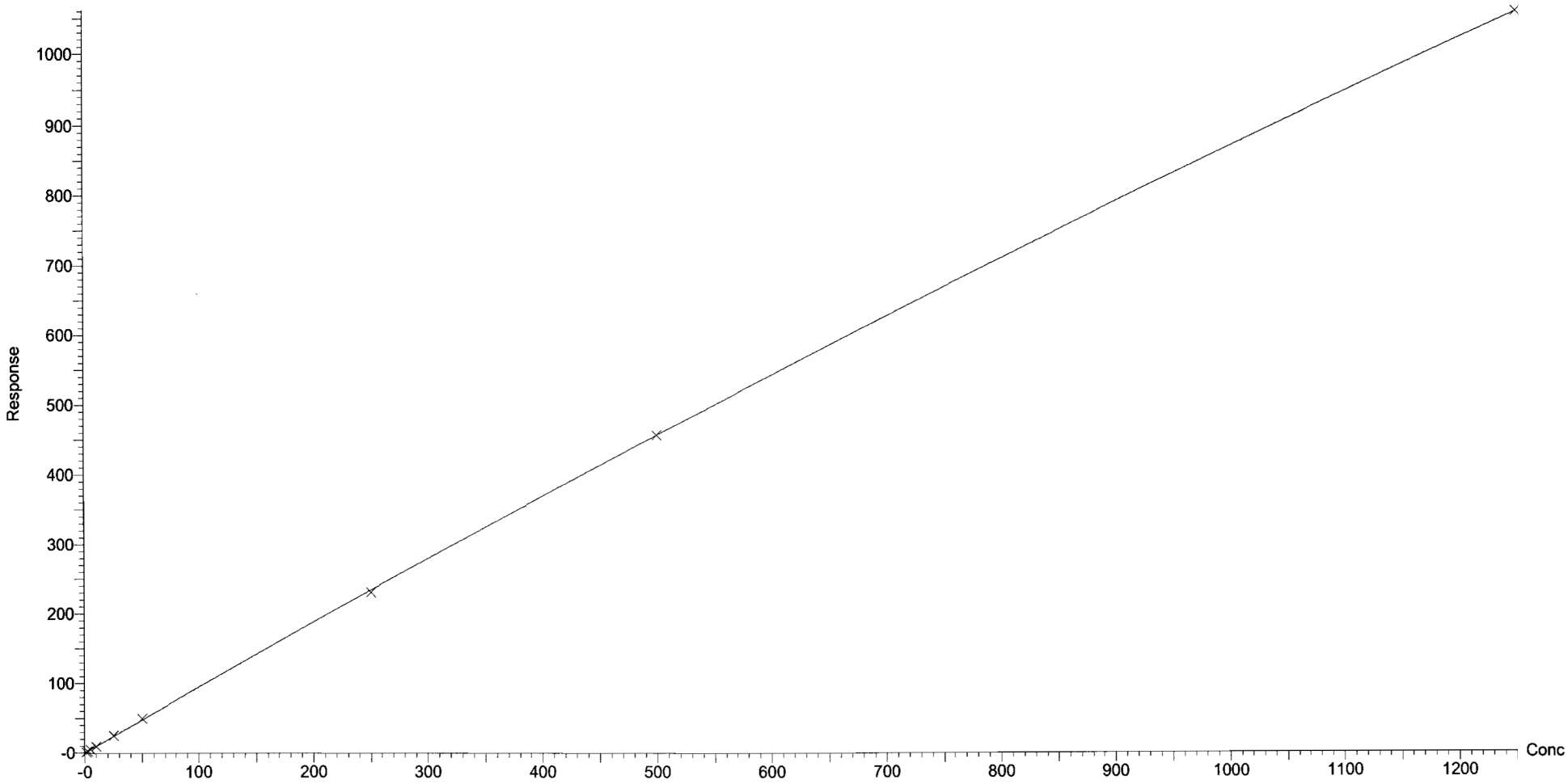

Dataset: U:\Q4.PRO\results\171203M1\171203M1-CRV.qld

Last Altered: Monday, December 04, 2017 13:28:07 Pacific Standard Time
Printed: Monday, December 04, 2017 13:42:32 Pacific Standard Time

Compound name: PFHxDA
Coefficient of Determination: R^2 = 0.997991
Calibration curve: -0.000395531 * x^2 + 0.645918 * x + 0.0835651
Response type: Internal Std (Ref 51), Area * (IS Conc. / IS Area)
Curve type: 2nd Order, Origin: Exclude, Weighting: 1/x, Axis trans: None

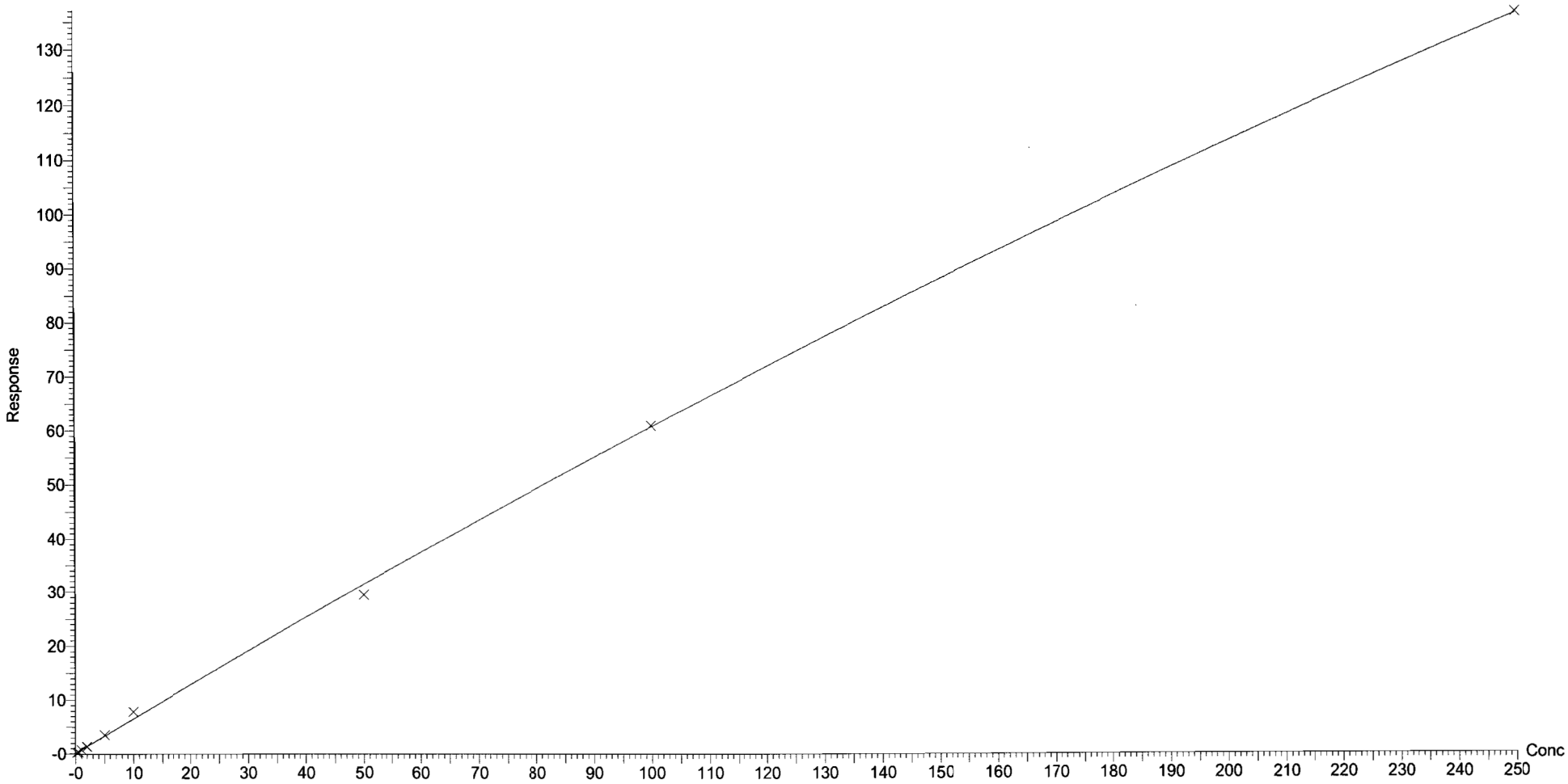

Dataset: U:\Q4.PRO\results\171203M1\171203M1-CRV.qld

Last Altered: Monday, December 04, 2017 13:28:07 Pacific Standard Time
Printed: Monday, December 04, 2017 13:42:32 Pacific Standard Time

Compound name: PFODA
Coefficient of Determination: R^2 = 0.997802
Calibration curve: -0.00224849 * x^2 + 0.828026 * x + -0.0254108
Response type: Internal Std (Ref 51), Area * (IS Conc. / IS Area)
Curve type: 2nd Order, Origin: Include, Weighting: 1/x, Axis trans: None

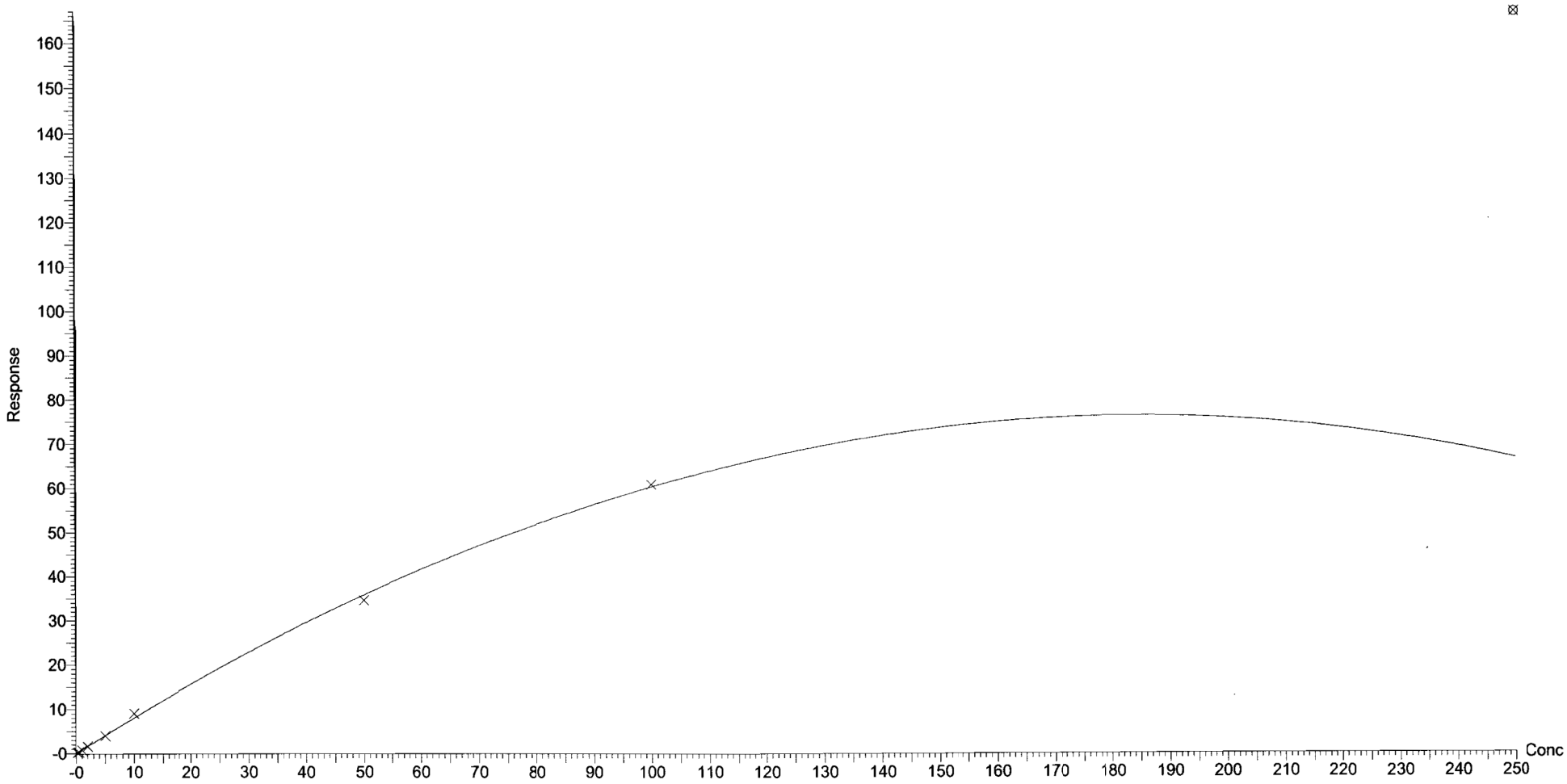

Dataset: U:\Q4.PRO\results\171203M1\171203M1-CRV.qld

Last Altered: Monday, December 04, 2017 13:28:07 Pacific Standard Time
Printed: Monday, December 04, 2017 13:42:32 Pacific Standard Time

Compound name: N-MeFOSE
Correlation coefficient: r = 0.999341, r^2 = 0.998683
Calibration curve: 1.0263 * x + 0.0160597
Response type: Internal Std (Ref 52), Area * (IS Conc. / IS Area)
Curve type: Linear, Origin: Exclude, Weighting: 1/x, Axis trans: None

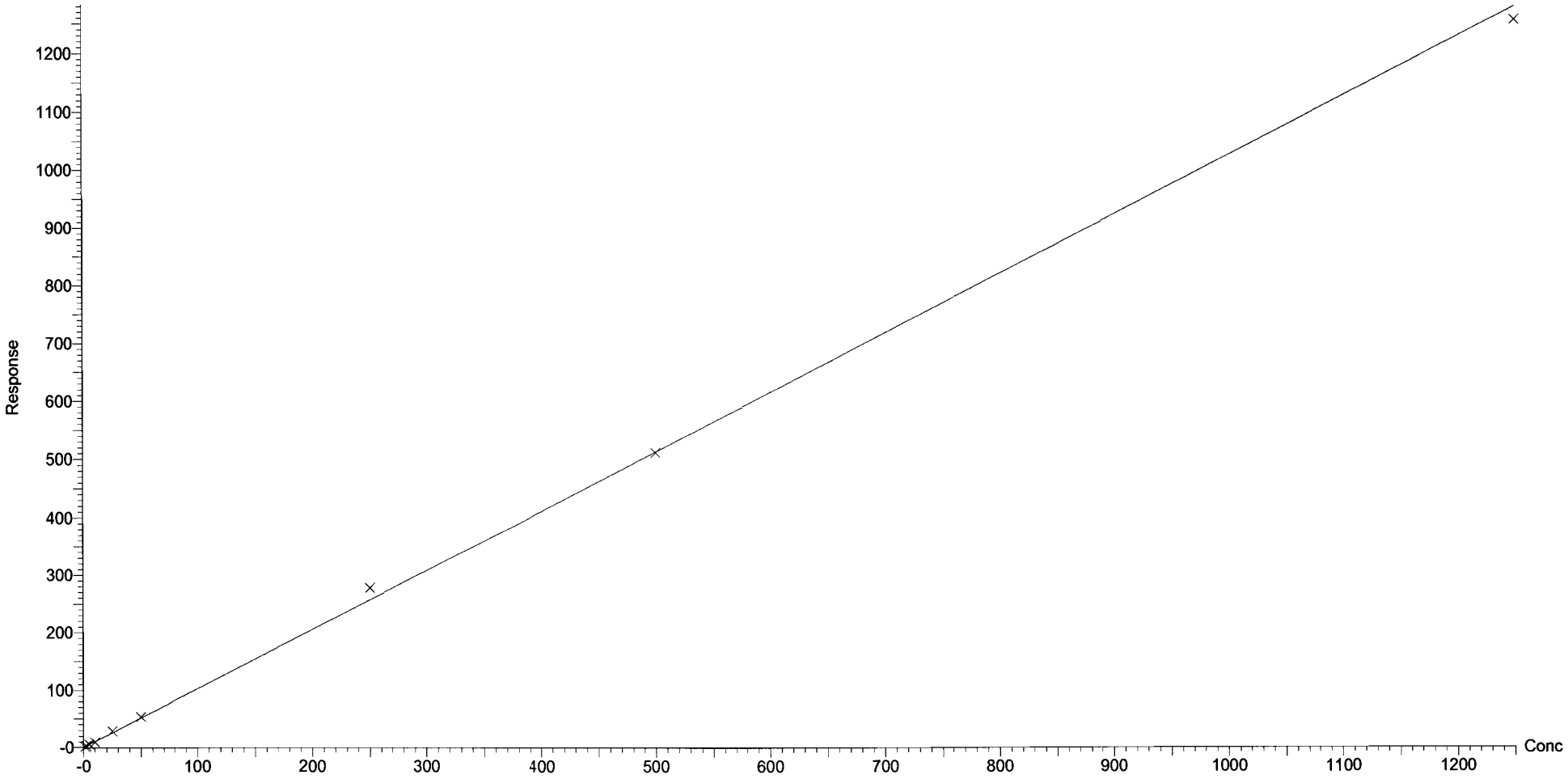

Dataset: U:\Q4.PRO\results\171203M1\171203M1-CRV.qld

Last Altered: Monday, December 04, 2017 13:28:07 Pacific Standard Time
Printed: Monday, December 04, 2017 13:42:32 Pacific Standard Time

Compound name: N-EtFOSE
Coefficient of Determination: R^2 = 0.999480
Calibration curve: -0.000346621 * x^2 + 1.37297 * x + -0.719124
Response type: Internal Std (Ref 53), Area * (IS Conc. / IS Area)
Curve type: 2nd Order, Origin: Exclude, Weighting: 1/x, Axis trans: None

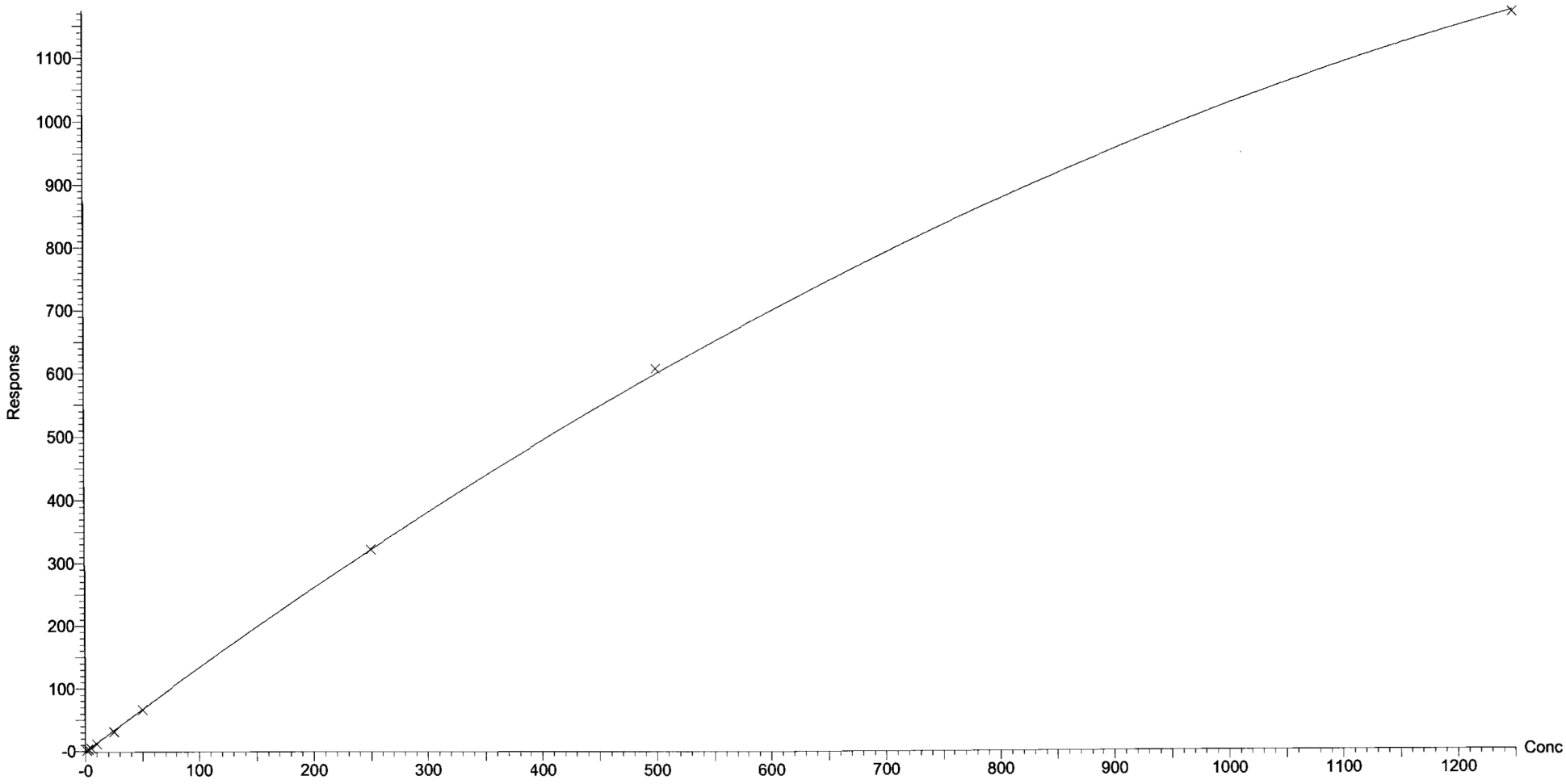

Dataset: U:\Q4.PRO\results\171203M1\171203M1-CRV.qld

Last Altered: Monday, December 04, 2017 13:28:07 Pacific Standard Time
Printed: Monday, December 04, 2017 13:31:40 Pacific Standard Time

Method: U:\Q4.PRO\MethDB\PFAS_FULL_80C_113017.mdb 01 Dec 2017 12:18:40
Calibration: 04 Dec 2017 13:28:07

Name: 171203M1_2, Date: 03-Dec-2017, Time: 14:11:50, ID: ST171203M1-1 PFC CS-2 17K2806, Description: PFC CS-2 17K2806

PFBA

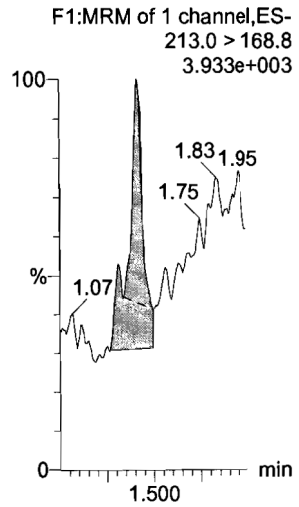

PFPeA

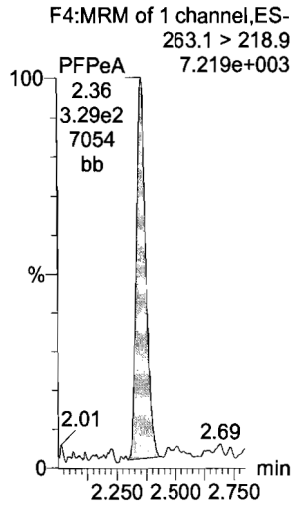

PFBS

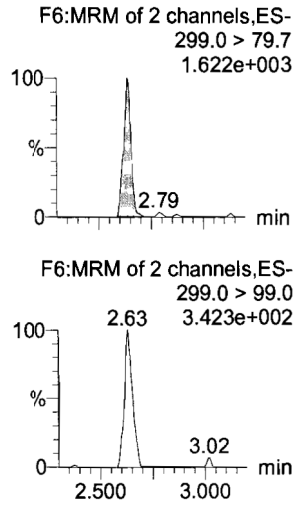

PFHxA

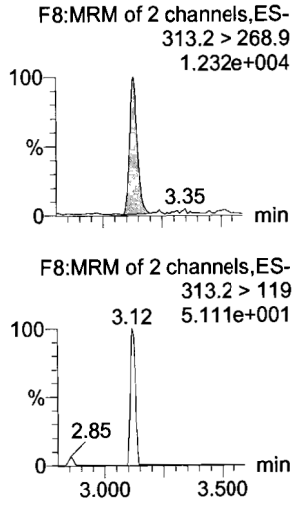

PFHpA

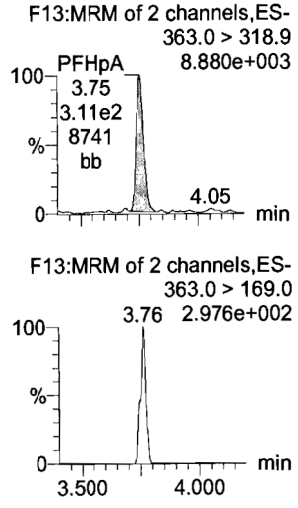

L-PFHxS

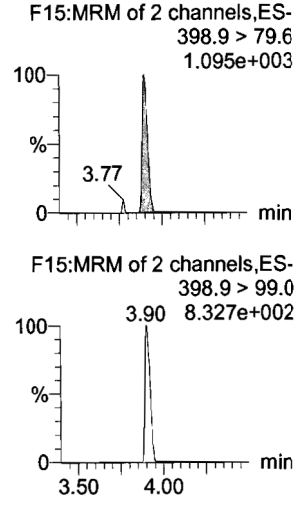

13C3-PFBA

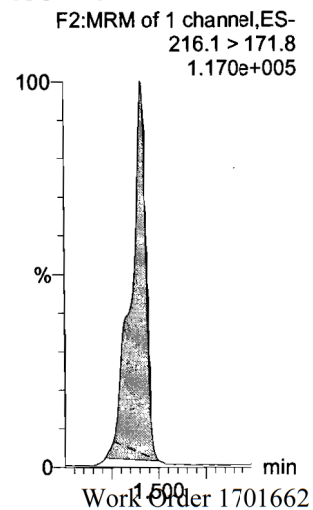

13C3-PFPeA

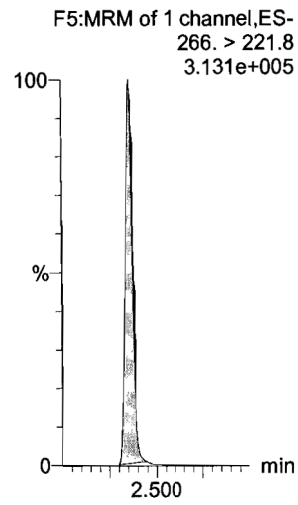

13C3-PFBS

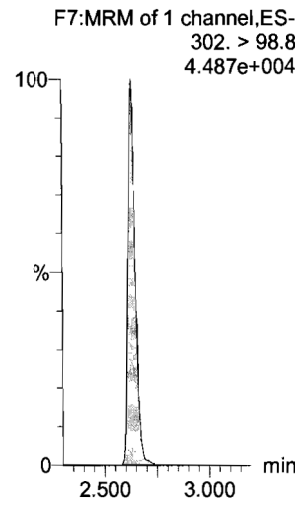

13C2-PFHxA

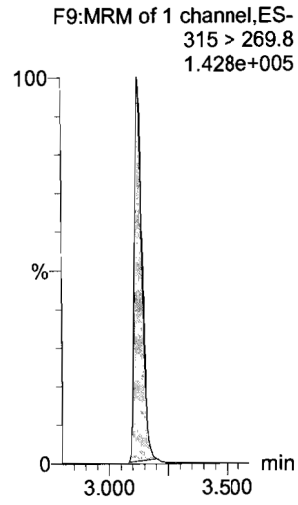

13C4-PFHpA

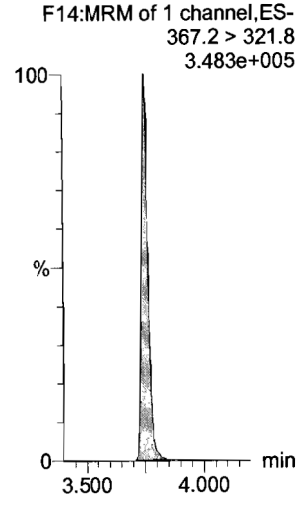

18O2-PFHxS

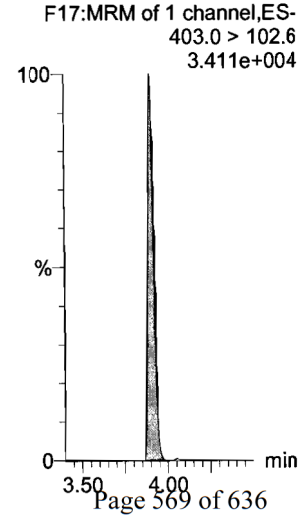

Dataset: U:\Q4.PRO\results\171203M1\171203M1-CRV.qld

Last Altered: Monday, December 04, 2017 13:28:07 Pacific Standard Time
Printed: Monday, December 04, 2017 13:31:40 Pacific Standard Time

Name: 171203M1_2, Date: 03-Dec-2017, Time: 14:11:50, ID: ST171203M1-1 PFC CS-2 17K2806, Description: PFC CS-2 17K2806

6:2 FTS

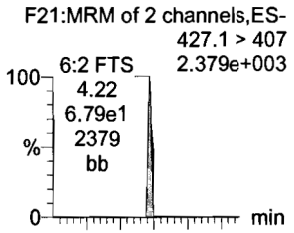

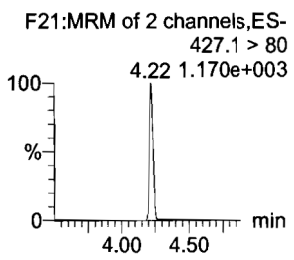

L-PFOA

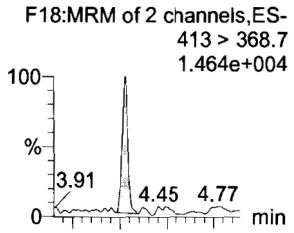

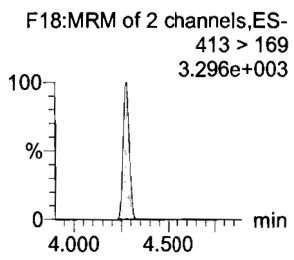

PFHpS

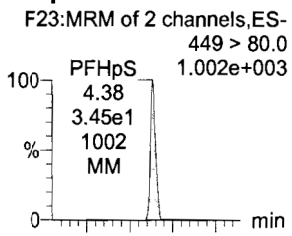

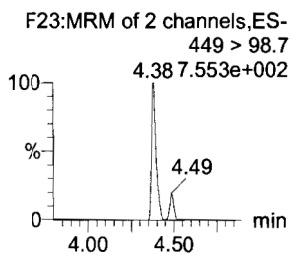

PFNA

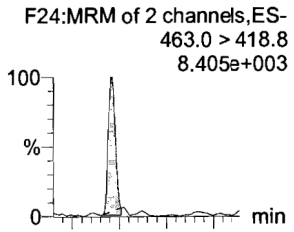

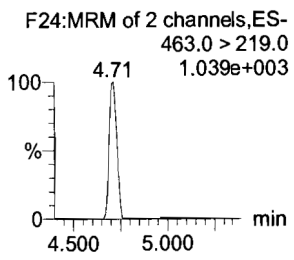

PFOSA

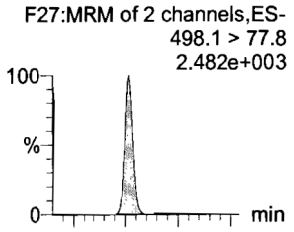

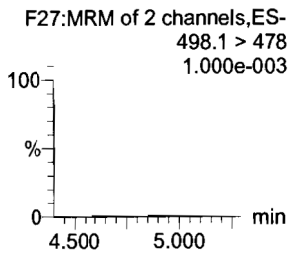

L-PFOS

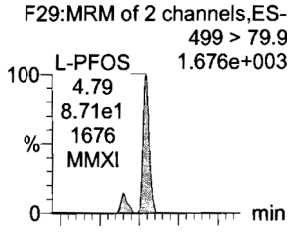

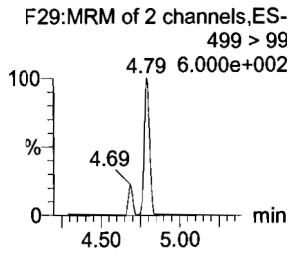

13C2-6:2 FTS

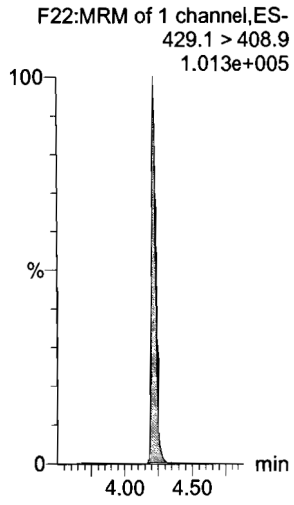

13C2-PFOA

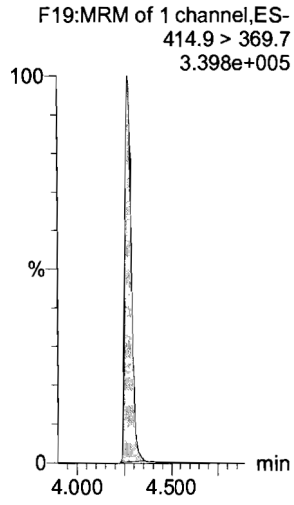

13C3-PFBS

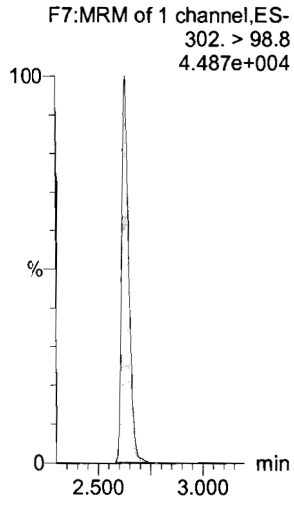

13C5-PFNA

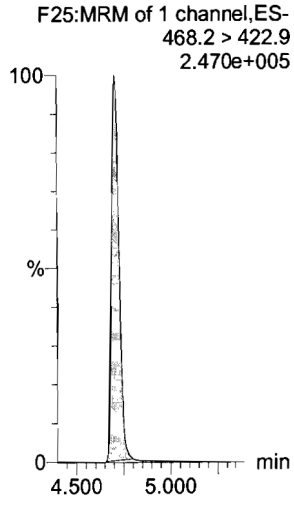

13C8-PFOSA

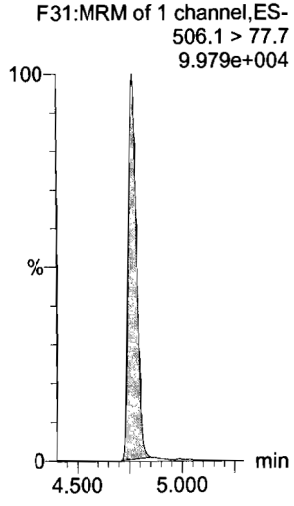

13C8-PFOS

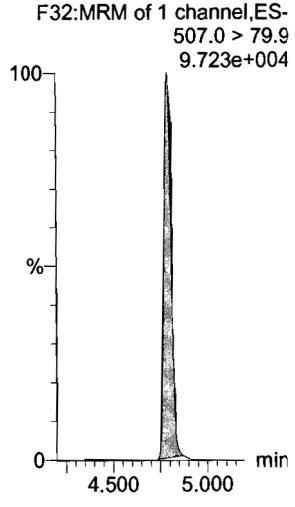

Dataset: U:\Q4.PRO\results\171203M1\171203M1-CRV.qld

Last Altered: Monday, December 04, 2017 13:28:07 Pacific Standard Time
Printed: Monday, December 04, 2017 13:31:40 Pacific Standard Time

Name: 171203M1_2, Date: 03-Dec-2017, Time: 14:11:50, ID: ST171203M1-1 PFC CS-2 17K2806, Description: PFC CS-2 17K2806

PFDA

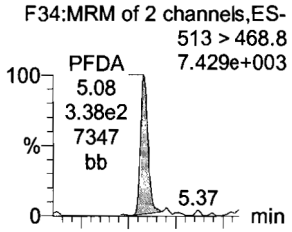

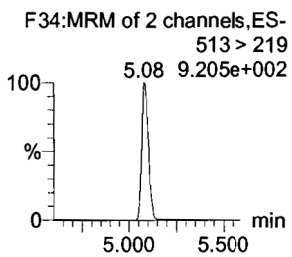

8:2 FTS

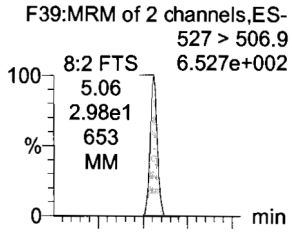

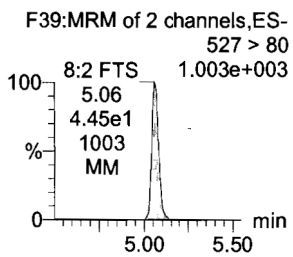

N-MeFOSAA

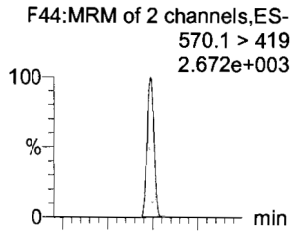

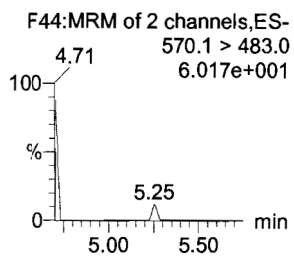

N-EtFOSAA

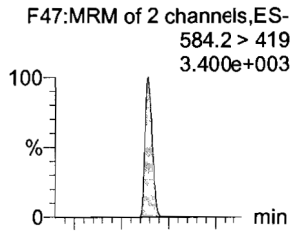

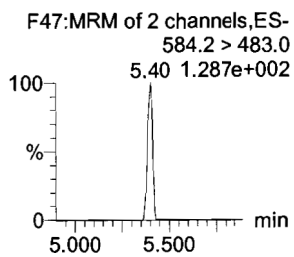

PFUdA

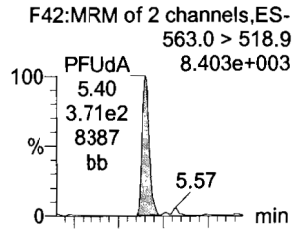

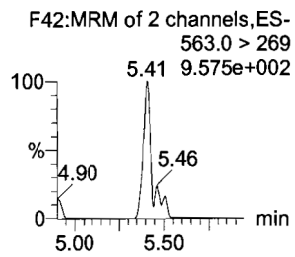

PFDS

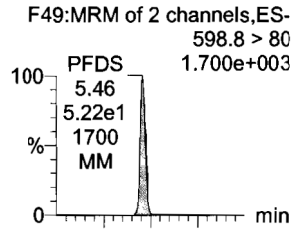

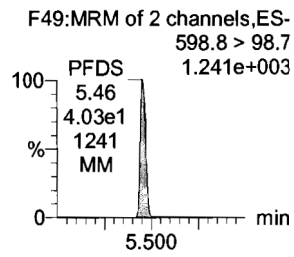

13C2-PFDA

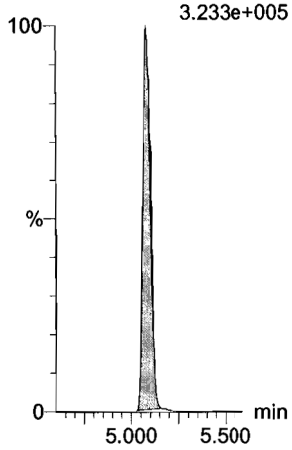

13C2-8:2 FTS



d3-N-MeFOSAA

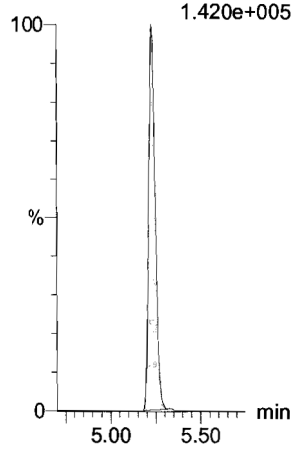

d5-N-EtFOSAA

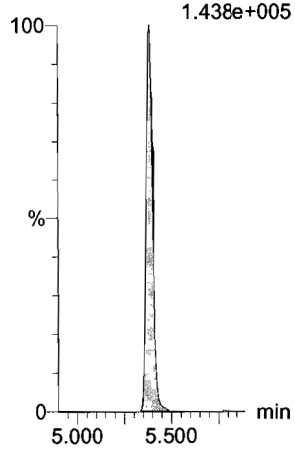

13C2-PFUdA



13C2-PFUdA

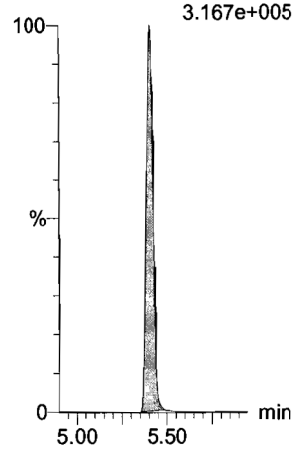

Dataset: U:\Q4.PRO\results\171203M1\171203M1-CRV.qld

Last Altered: Monday, December 04, 2017 13:28:07 Pacific Standard Time
Printed: Monday, December 04, 2017 13:31:40 Pacific Standard Time

Name: 171203M1_2, Date: 03-Dec-2017, Time: 14:11:50, ID: ST171203M1-1 PFC CS-2 17K2806, Description: PFC CS-2 17K2806

PFDoA

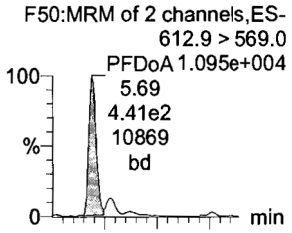

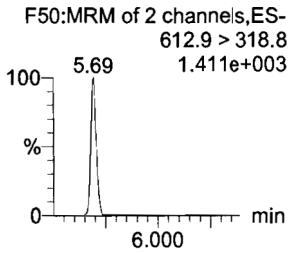

N-MeFOSA

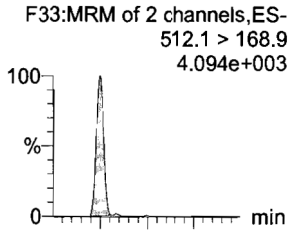

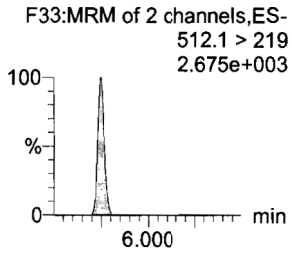

PFTrDA

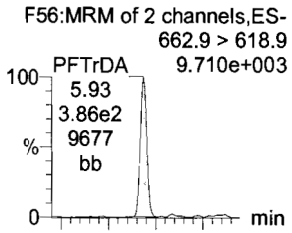

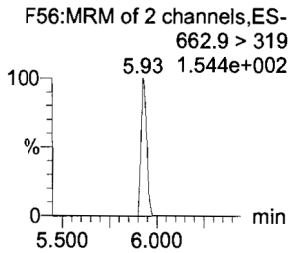

PFTeDA

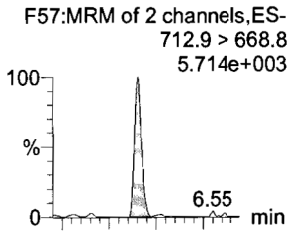

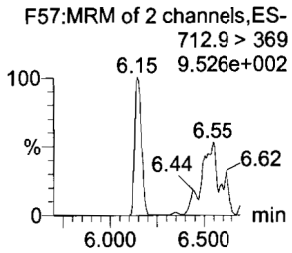

N-EtFOSA

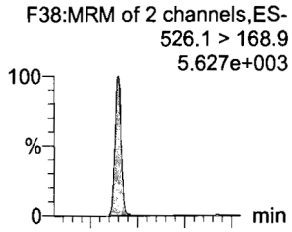

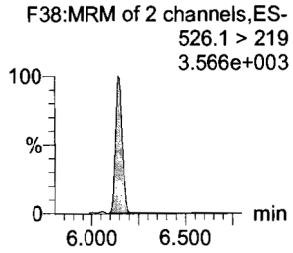

PFHxDA

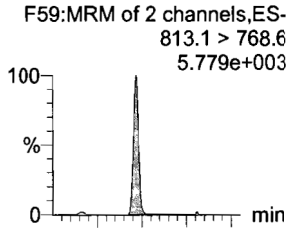

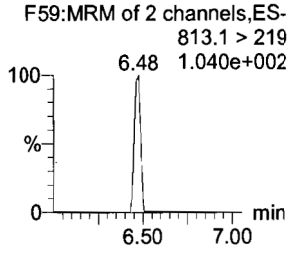

13C2-PFDoA

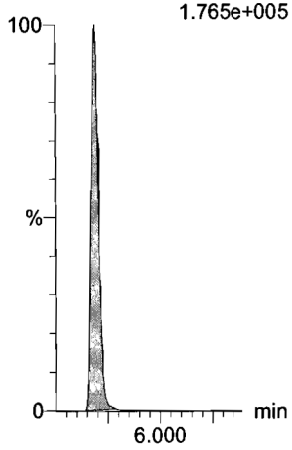

d3-N-MeFOSA

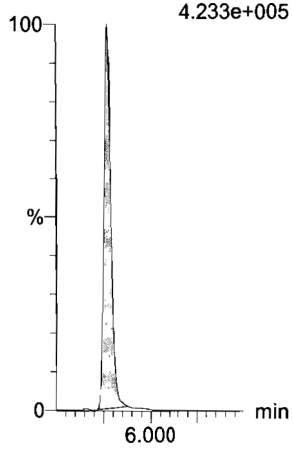

13C2-PFTeDA

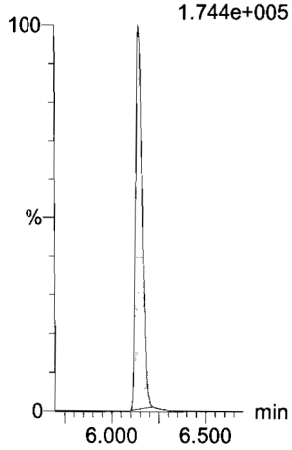

13C2-PFTeDA

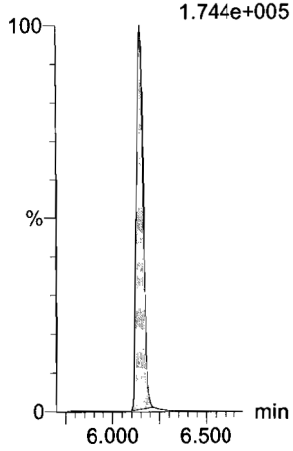

d5-N-ETFOSA

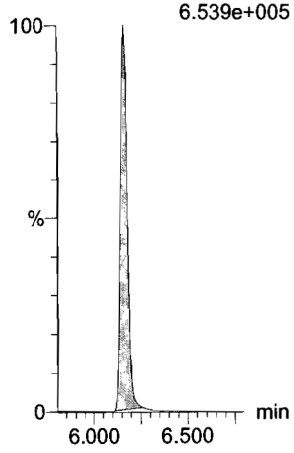

13C2-PFHxDA

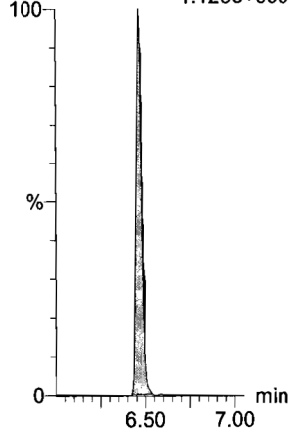

Dataset: U:\Q4.PRO\results\171203M1\171203M1-CRV.qld

Last Altered: Monday, December 04, 2017 13:28:07 Pacific Standard Time
Printed: Monday, December 04, 2017 13:31:40 Pacific Standard Time

Name: 171203M1_2, Date: 03-Dec-2017, Time: 14:11:50, ID: ST171203M1-1 PFC CS-2 17K2806, Description: PFC CS-2 17K2806

PFODA
F61:MRM of 1 channel,ES-
913.1 > 868.8
5.185e+003

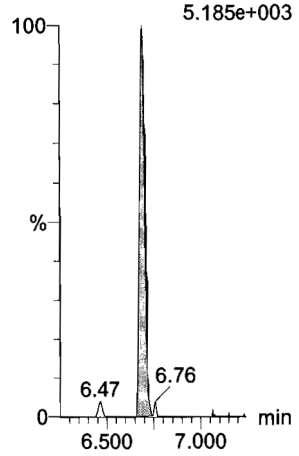

N-MeFOSE
F52:MRM of 1 channel,ES-
616.1 > 58.9
3.851e+003



N-EtFOSE
F54:MRM of 1 channel,ES-
630.1 > 58.9
5.337e+003

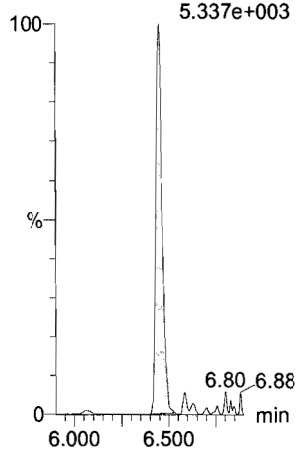

13C4-PFBA
F3:MRM of 1 channel,ES-
217. > 171.8
1.427e+005

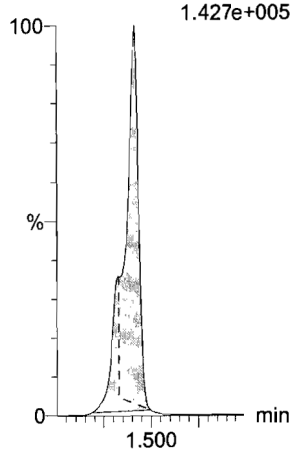

13C5-PFHxA
F10:MRM of 1 channel,ES-
318 > 272.9
4.832e+005

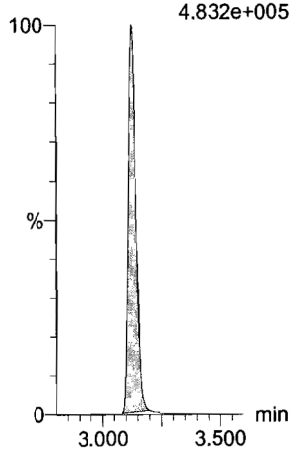

13C3-PFHxS
F16:MRM of 1 channel,ES-
401.9 > 79.9
9.961e+004

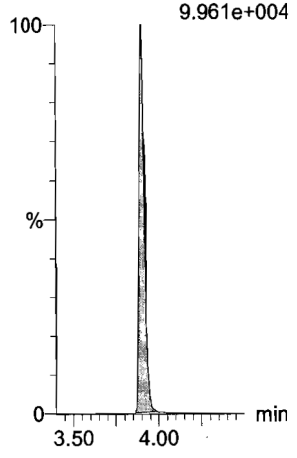

13C2-PFHxDA
F60:MRM of 1 channel,ES-
815 > 769.7
1.125e+005

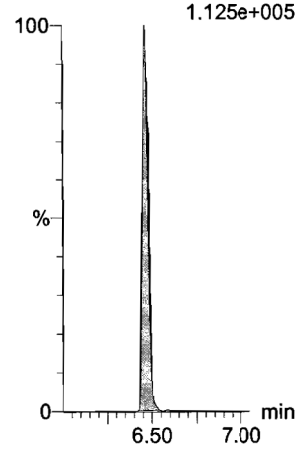

d7-N-MeFOSE
F53:MRM of 1 channel,ES-
623.1 > 58.9
5.231e+005

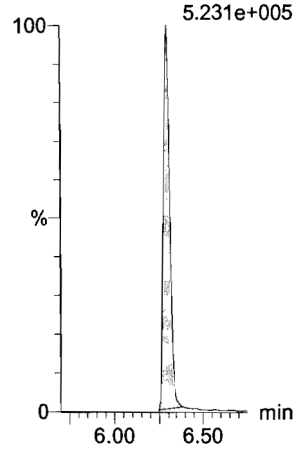

d9-N-EtFOSE
F55:MRM of 1 channel,ES-
639.2 > 58.8
6.796e+005

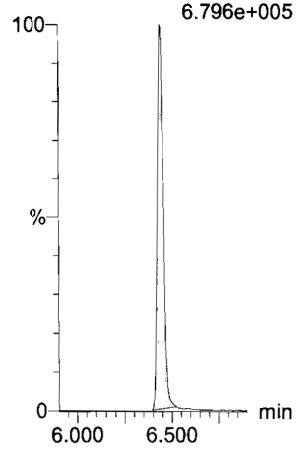

13C8-PFOA
F20:MRM of 1 channel,ES-
421.3 > 376
3.325e+005

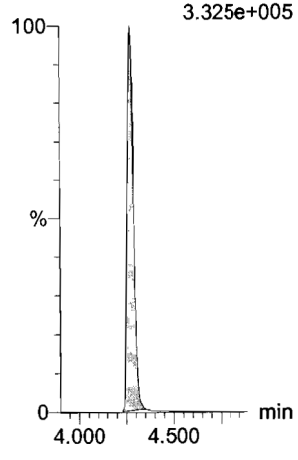

13C9-PFNA
F26:MRM of 1 channel,ES-
472.2 > 426.9
2.645e+005

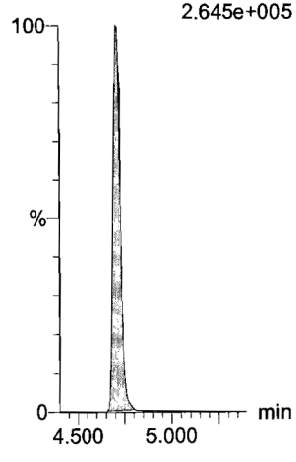

13C4-PFOS
F30:MRM of 1 channel,ES-
503 > 79.9
9.213e+004

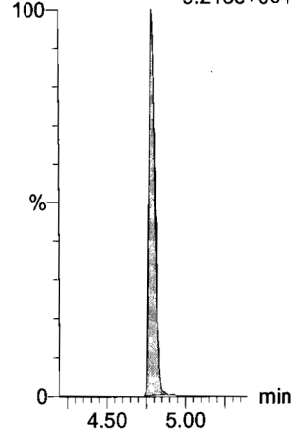

Dataset: U:\Q4.PRO\results\171203M1\171203M1-CRV.qld

Last Altered: Monday, December 04, 2017 13:28:07 Pacific Standard Time
Printed: Monday, December 04, 2017 13:31:40 Pacific Standard Time

Name: 171203M1_2, Date: 03-Dec-2017, Time: 14:11:50, ID: ST171203M1-1 PFC CS-2 17K2806, Description: PFC CS-2 17K2806

13C6-PFDA

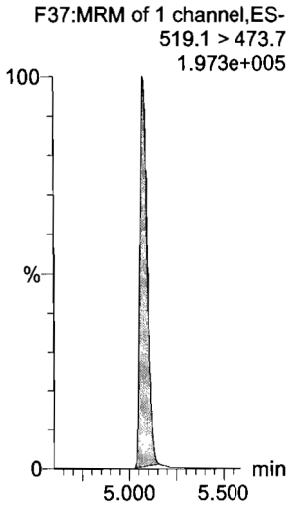

13C7-PFUdA

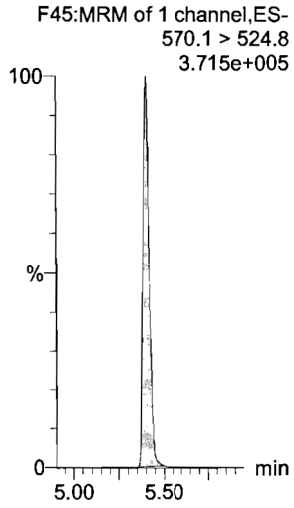

Dataset: U:\Q4.PRO\results\171203M1\171203M1-CRV.qld

Last Altered: Monday, December 04, 2017 13:28:07 Pacific Standard Time
Printed: Monday, December 04, 2017 13:31:40 Pacific Standard Time

Name: 171203M1_3, Date: 03-Dec-2017, Time: 14:23:01, ID: ST171203M1-2 PFC CS-1 17K2807, Description: PFC CS-1 17K2807

PFBA

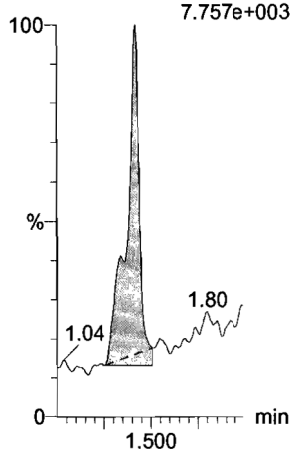

PFPeA

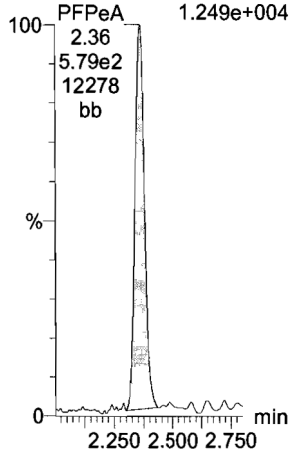

PFBS

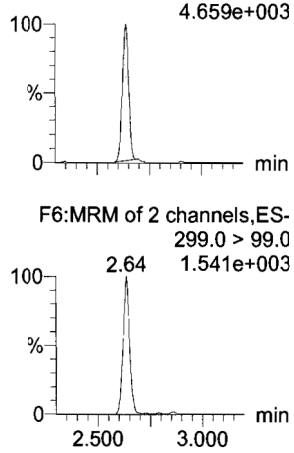

PFHxA

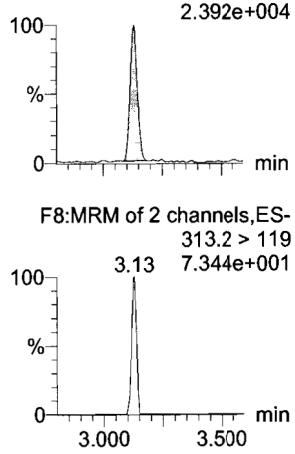

PFHpA

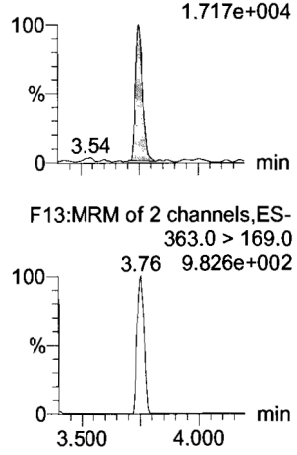

L-PFHxS

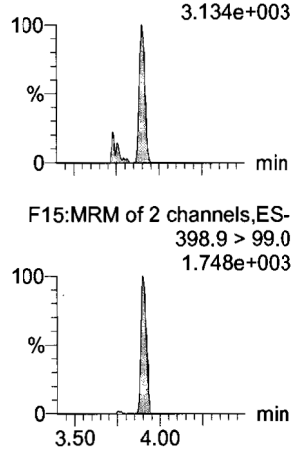

13C3-PFBA

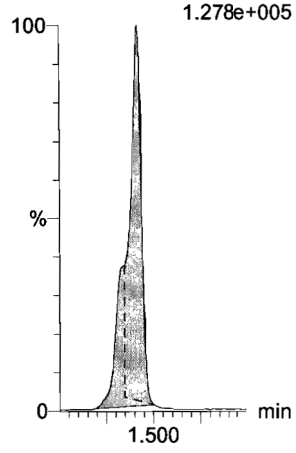

13C3-PFPeA

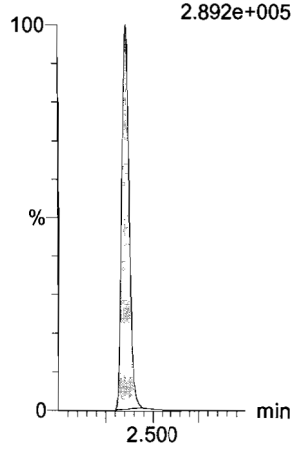

13C3-PFBS

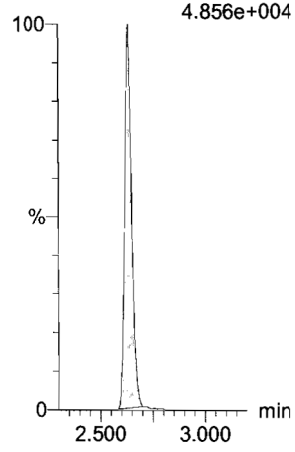

13C2-PFHxA

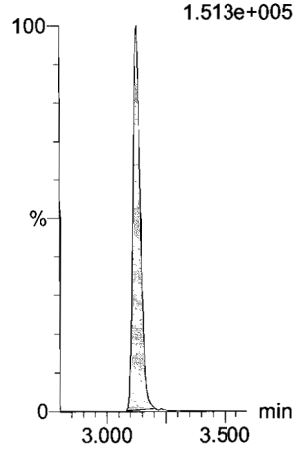

13C4-PFHpA

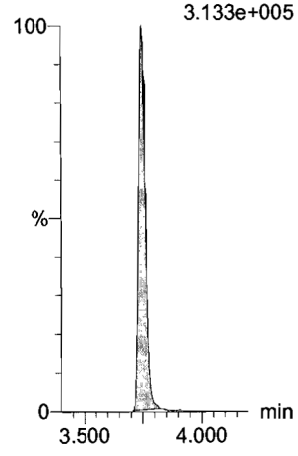

18O2-PFHxS

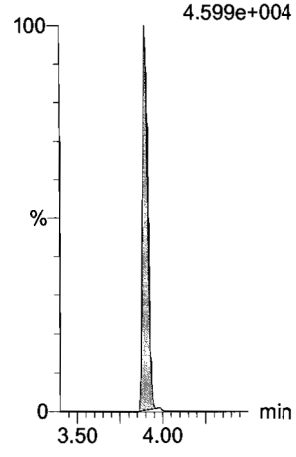

Dataset: U:\Q4.PRO\results\171203M1\171203M1-CRV.qld

Last Altered: Monday, December 04, 2017 13:28:07 Pacific Standard Time
Printed: Monday, December 04, 2017 13:31:40 Pacific Standard Time

Name: 171203M1_3, Date: 03-Dec-2017, Time: 14:23:01, ID: ST171203M1-2 PFC CS-1 17K2807, Description: PFC CS-1 17K2807

6:2 FTS

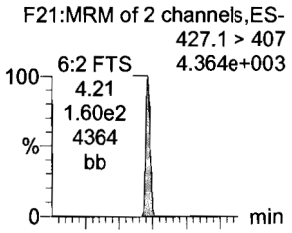

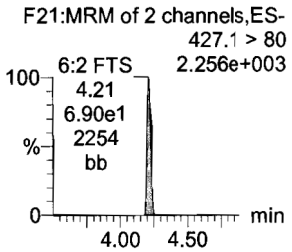

L-PFOA

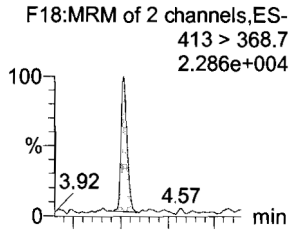

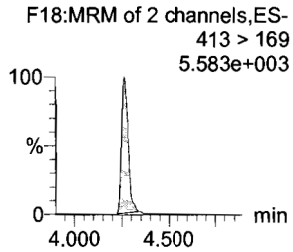

PFHpS

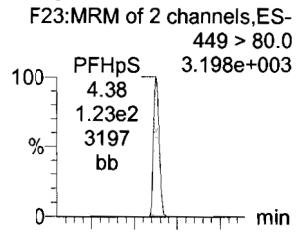

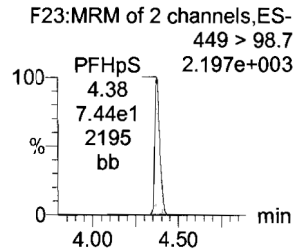

PFNA

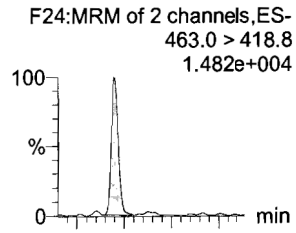

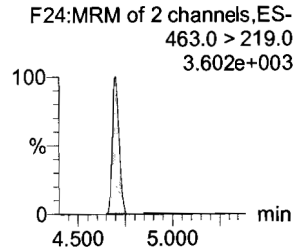

PFOSA

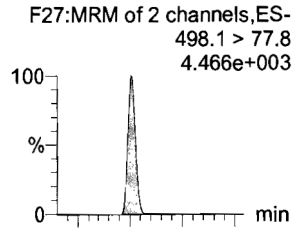

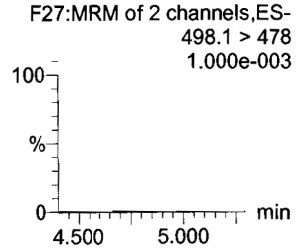

L-PFOS

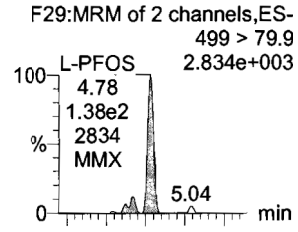

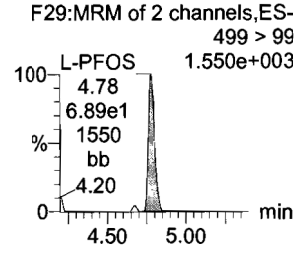

13C2-6:2 FTS

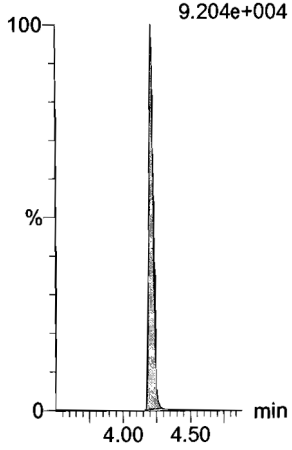

13C2-PFOA

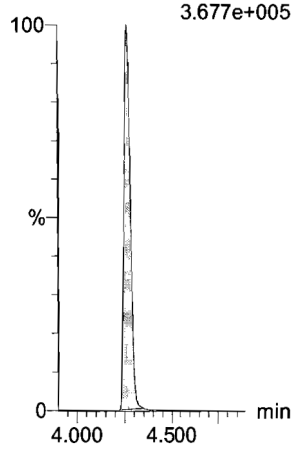

13C3-PFBS

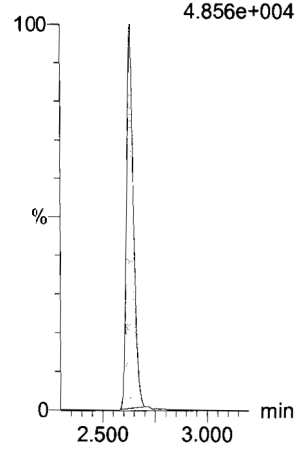

13C5-PFNA

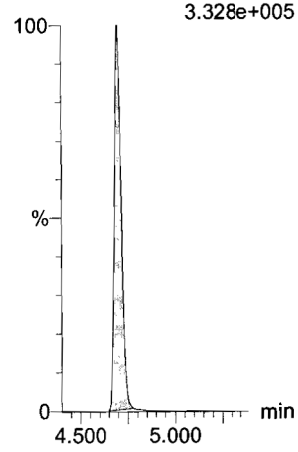

13C8-PFOSA

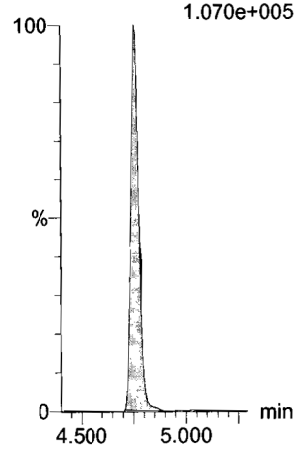

13C8-PFOS

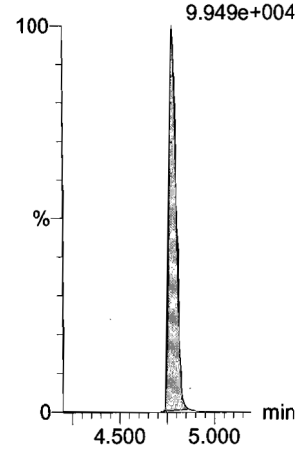

Dataset: U:\Q4.PRO\results\171203M1\171203M1-CRV.qld

Last Altered: Monday, December 04, 2017 13:28:07 Pacific Standard Time
Printed: Monday, December 04, 2017 13:31:40 Pacific Standard Time

Name: 171203M1_3, Date: 03-Dec-2017, Time: 14:23:01, ID: ST171203M1-2 PFC CS-1 17K2807, Description: PFC CS-1 17K2807

PFDA

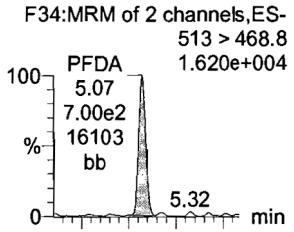

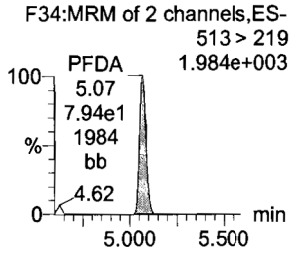

8:2 FTS

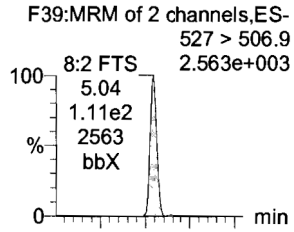

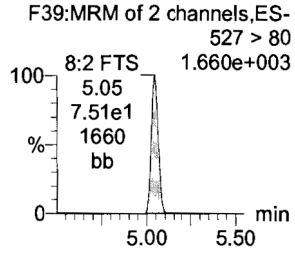

N-MeFOSAA

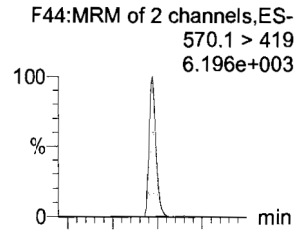

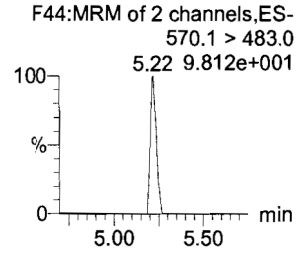

N-EtFOSAA

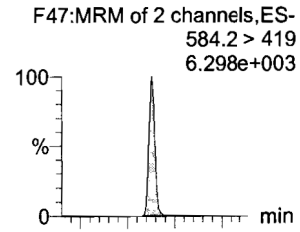

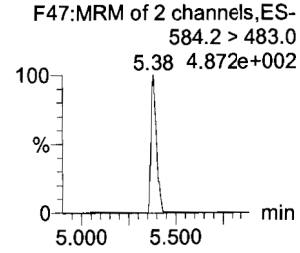

PFUdA

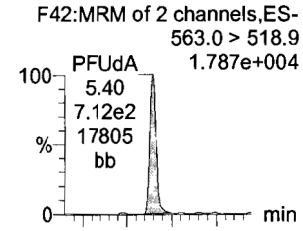

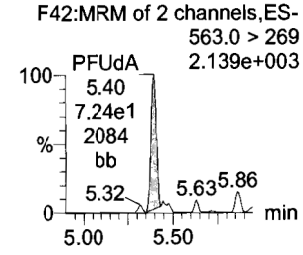

PFDS

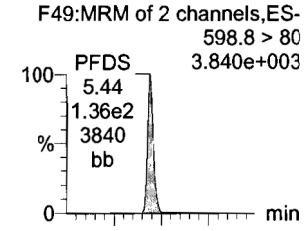

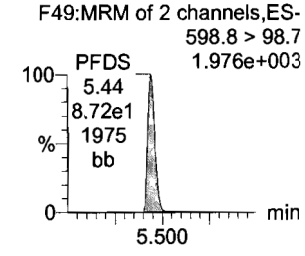

13C2-PFDA

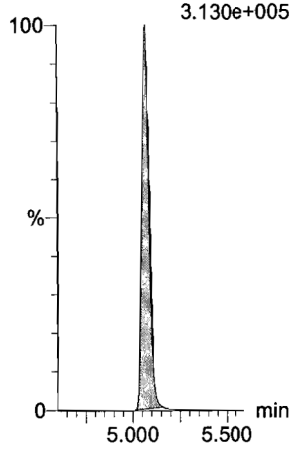

13C2-8:2 FTS

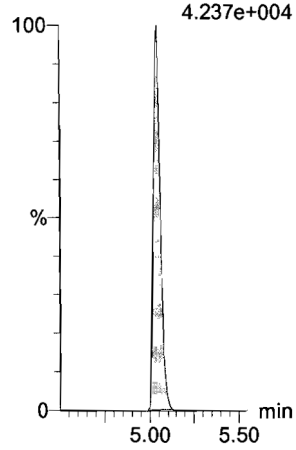

d3-N-MeFOSAA

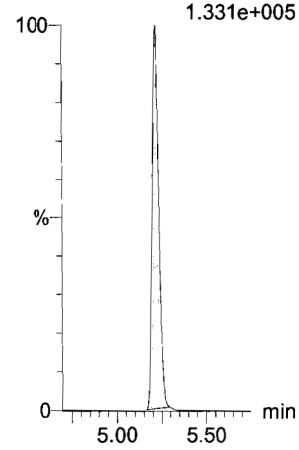

d5-N-EtFOSAA

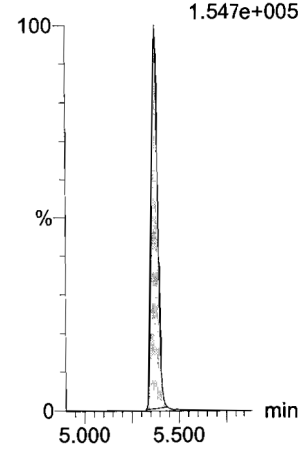

13C2-PFUdA

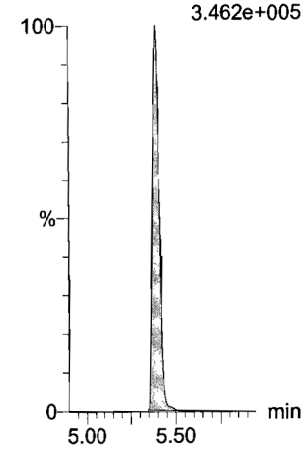

13C2-PFUdA

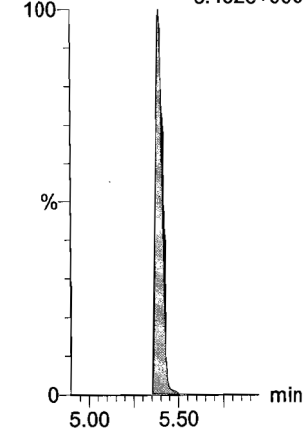

Dataset: U:\Q4.PRO\results\171203M1\171203M1-CRV.qld

Last Altered: Monday, December 04, 2017 13:28:07 Pacific Standard Time
Printed: Monday, December 04, 2017 13:31:40 Pacific Standard Time

Name: 171203M1_3, Date: 03-Dec-2017, Time: 14:23:01, ID: ST171203M1-2 PFC CS-1 17K2807, Description: PFC CS-1 17K2807

PFDoA

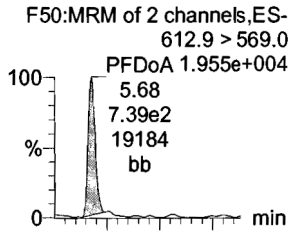

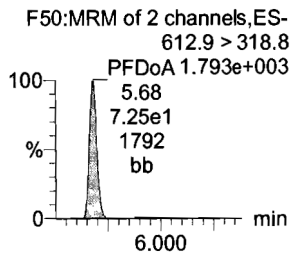

N-MeFOSA

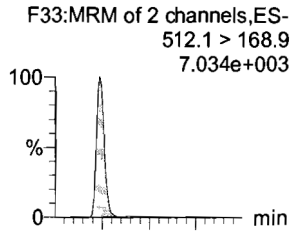

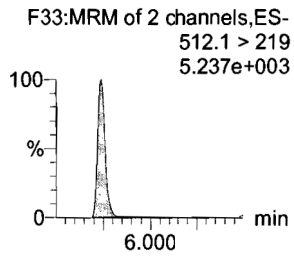

PFTrDA

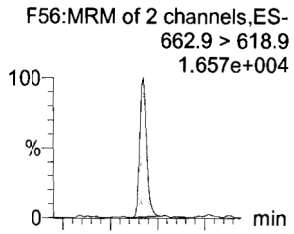

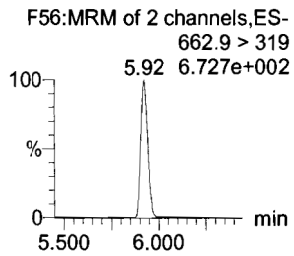

PFTeDA

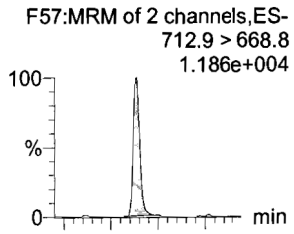

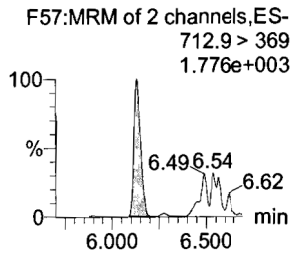

N-EtFOSA

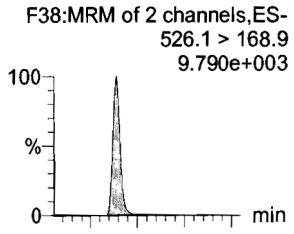

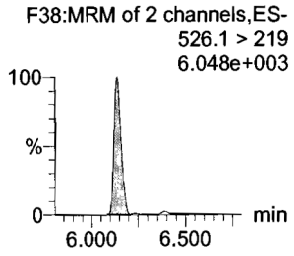

PFHxDA

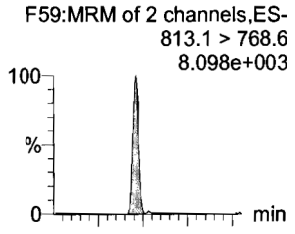

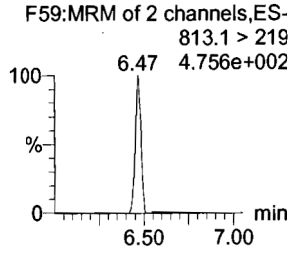

13C2-PFDoA

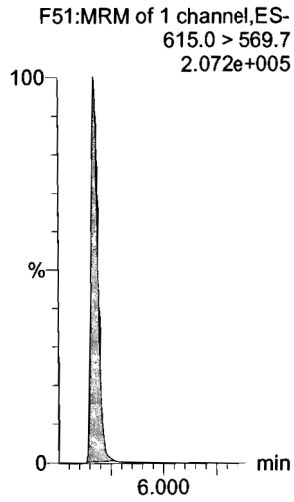

d3-N-MeFOSA

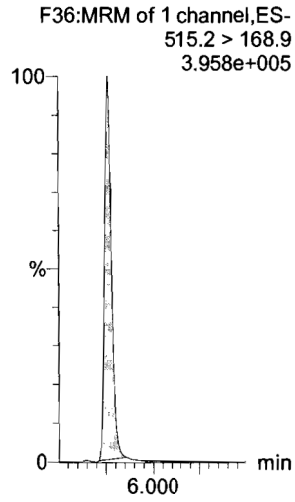

13C2-PFTeDA

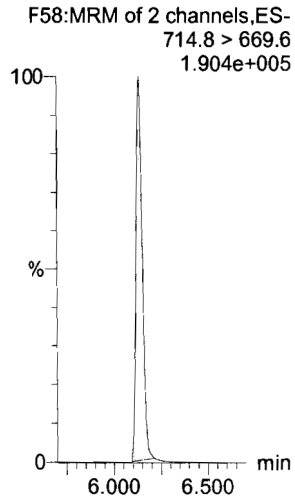

13C2-PFTeDA

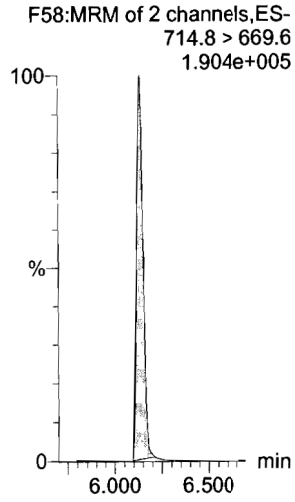

d5-N-ETFOSA

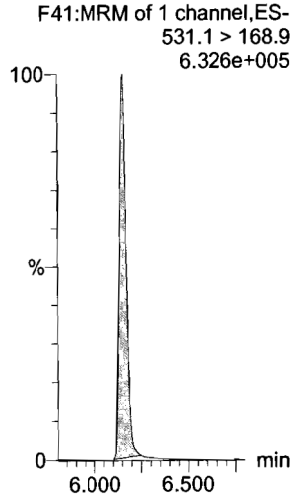

13C2-PFHxDA

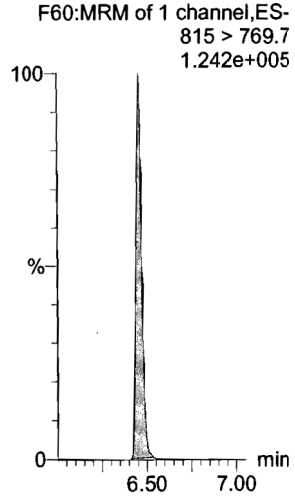

Dataset: U:\Q4.PRO\results\171203M1\171203M1-CRV.qld

Last Altered: Monday, December 04, 2017 13:28:07 Pacific Standard Time
Printed: Monday, December 04, 2017 13:31:40 Pacific Standard Time

Name: 171203M1_3, Date: 03-Dec-2017, Time: 14:23:01, ID: ST171203M1-2 PFC CS-1 17K2807, Description: PFC CS-1 17K2807

PFODA
F61:MRM of 1 channel,ES-
913.1 > 868.8
8.564e+003



N-MeFOSE
F52:MRM of 1 channel,ES-
616.1 > 58.9
8.558e+003

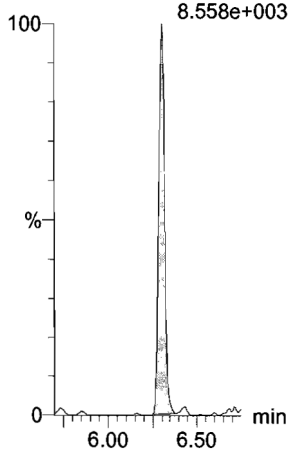

N-EtFOSE
F54:MRM of 1 channel,ES-
630.1 > 58.9
1.270e+004

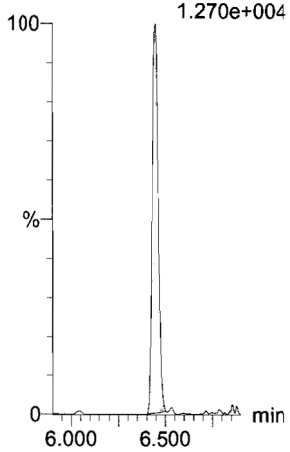

13C4-PFBA
F3:MRM of 1 channel,ES-
217. > 171.8
1.513e+005

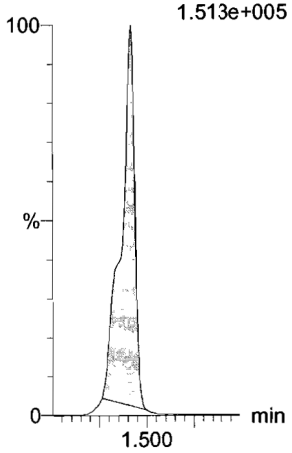

13C5-PFHxA
F10:MRM of 1 channel,ES-
318 > 272.9
4.726e+005

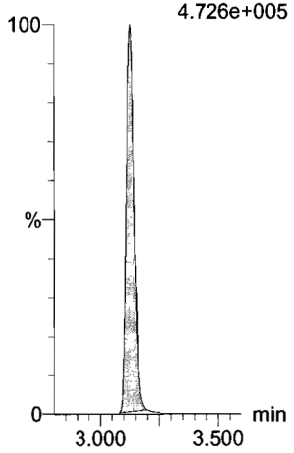

13C3-PFHxS
F16:MRM of 1 channel,ES-
401.9 > 79.9
1.050e+005



13C2-PFHxDA
F60:MRM of 1 channel,ES-
815 > 769.7
1.242e+005

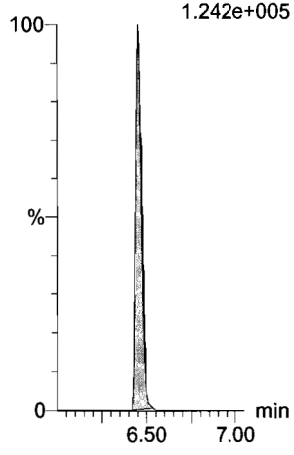

d7-N-MeFOSE
F53:MRM of 1 channel,ES-
623.1 > 58.9
5.029e+005

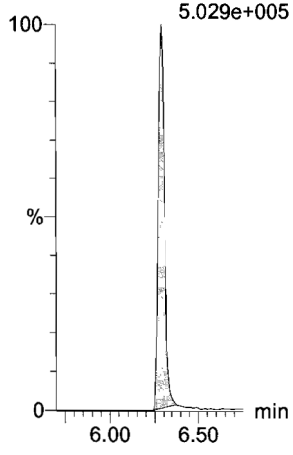

d9-N-EtFOSE
F55:MRM of 1 channel,ES-
639.2 > 58.8
5.900e+005

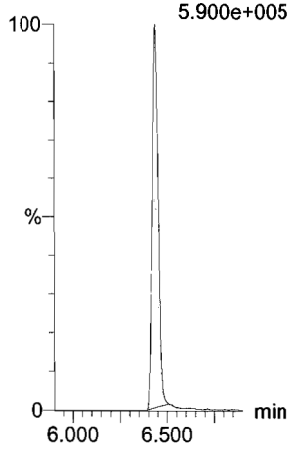

13C8-PFOA
F20:MRM of 1 channel,ES-
421.3 > 376
3.657e+005

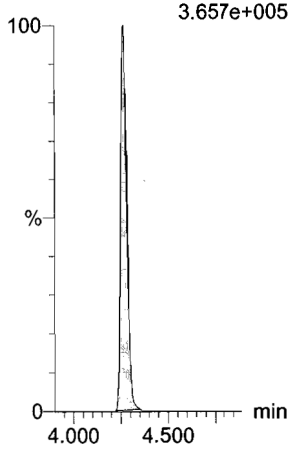

13C9-PFNA
F26:MRM of 1 channel,ES-
472.2 > 426.9
3.282e+005

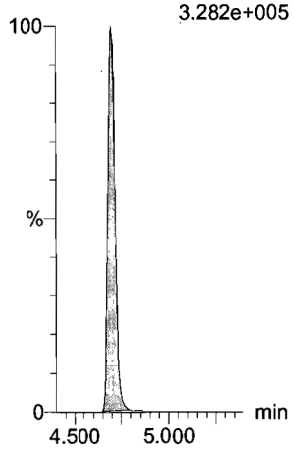

13C4-PFOS
F30:MRM of 1 channel,ES-
503 > 79.9
9.847e+004

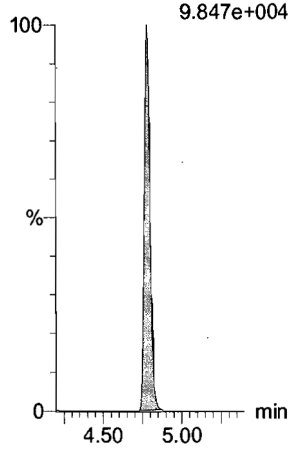

Dataset: U:\Q4.PRO\results\171203M1\171203M1-CRV.qld

Last Altered: Monday, December 04, 2017 13:28:07 Pacific Standard Time
Printed: Monday, December 04, 2017 13:31:40 Pacific Standard Time

Name: 171203M1_3, Date: 03-Dec-2017, Time: 14:23:01, ID: ST171203M1-2 PFC CS-1 17K2807, Description: PFC CS-1 17K2807

13C6-PFDA

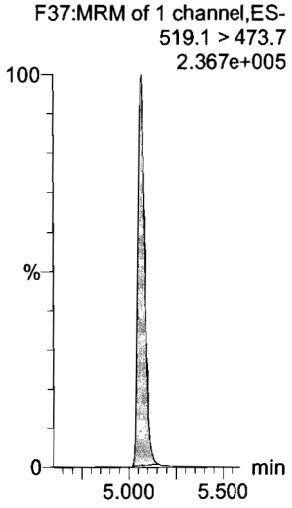

13C7-PFUdA

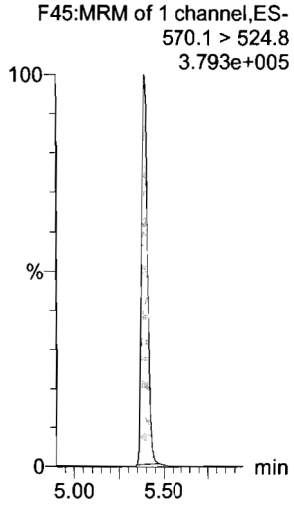

Dataset: U:\Q4.PRO\results\171203M1\171203M1-CRV.qld

Last Altered: Monday, December 04, 2017 13:28:07 Pacific Standard Time
Printed: Monday, December 04, 2017 13:31:40 Pacific Standard Time

Name: 171203M1_4, Date: 03-Dec-2017, Time: 14:34:12, ID: ST171203M1-3 PFC CS0 17K2808, Description: PFC CS0 17K2808

PFBA

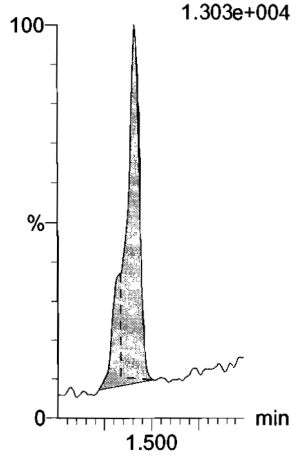

PFPeA

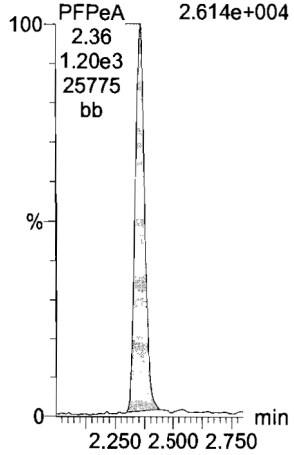

PFBS

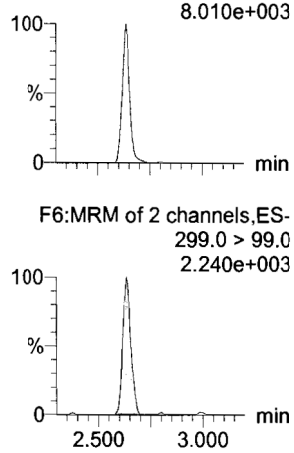

PFHxA

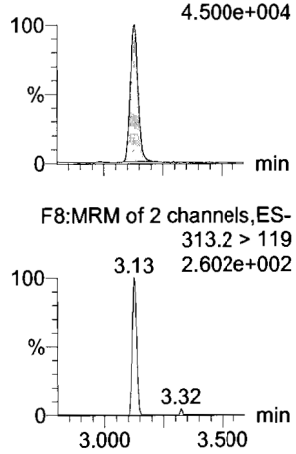

PFHpA

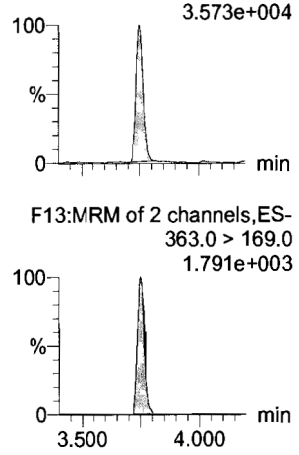

L-PFHxS

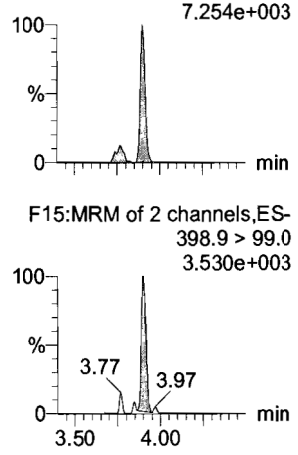

13C3-PFBA

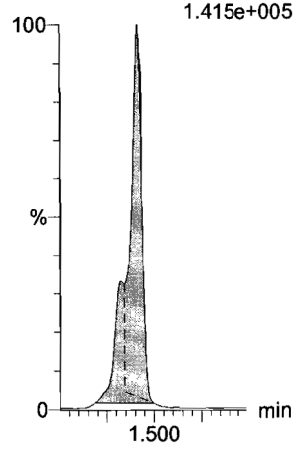

13C3-PFPeA

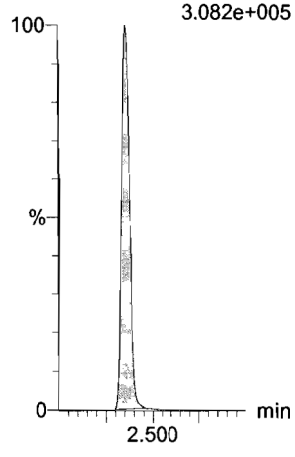

13C3-PFBS

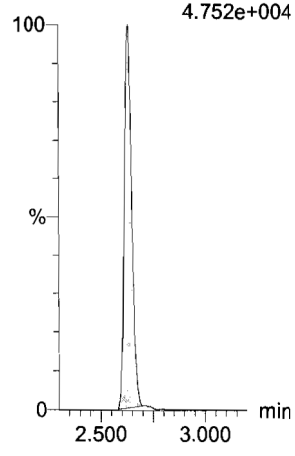

13C2-PFHxA

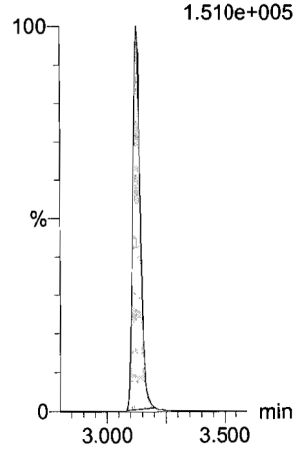

13C4-PFHpA

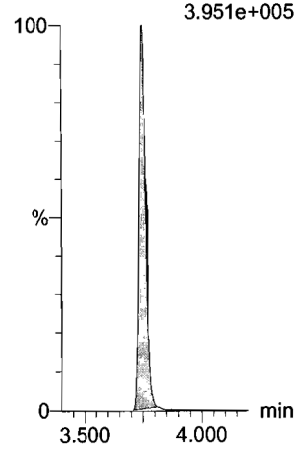

18O2-PFHxS

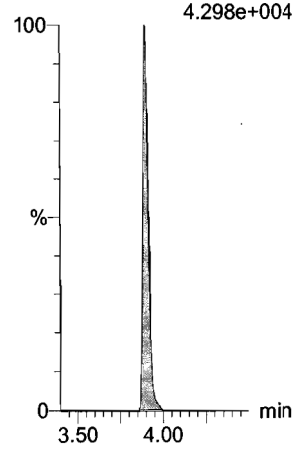

Dataset: U:\Q4.PRO\results\171203M1\171203M1-CRV.qld

Last Altered: Monday, December 04, 2017 13:28:07 Pacific Standard Time
Printed: Monday, December 04, 2017 13:31:40 Pacific Standard Time

Name: 171203M1_4, Date: 03-Dec-2017, Time: 14:34:12, ID: ST171203M1-3 PFC CS0 17K2808, Description: PFC CS0 17K2808

6:2 FTS

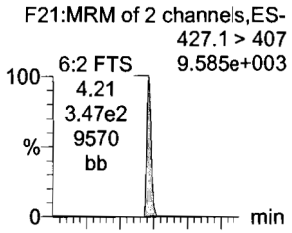

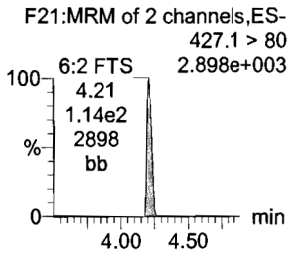

L-PFOA

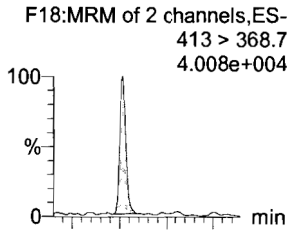

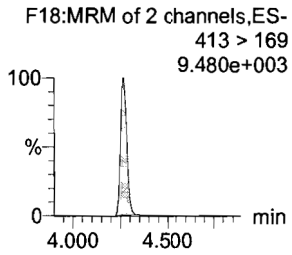

PFHpS

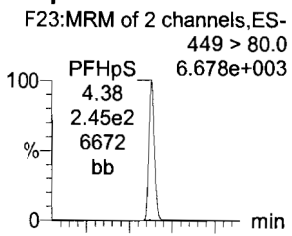

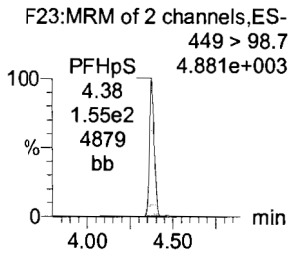

PFNA

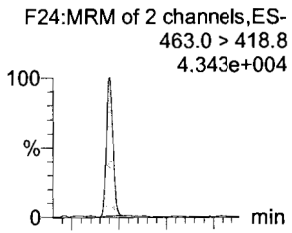

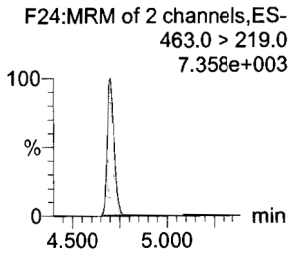

PFOSA

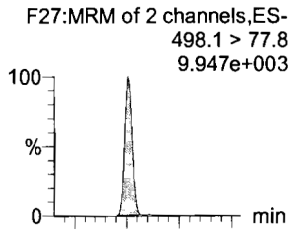

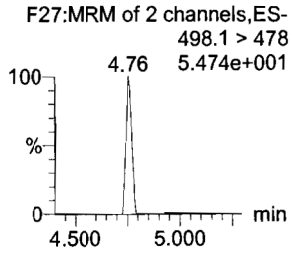

L-PFOS

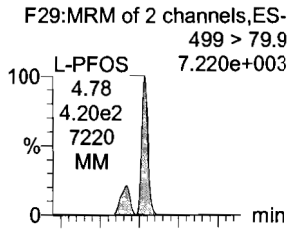

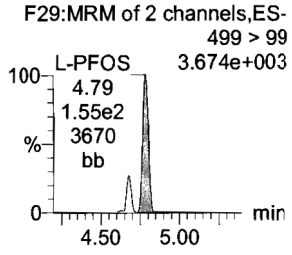

13C2-6:2 FTS

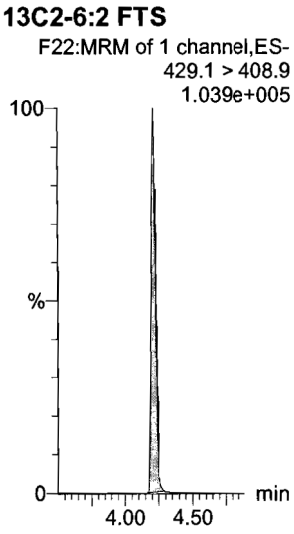

13C2-PFOA

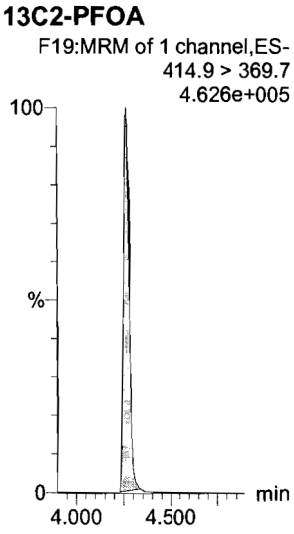

13C3-PFBS

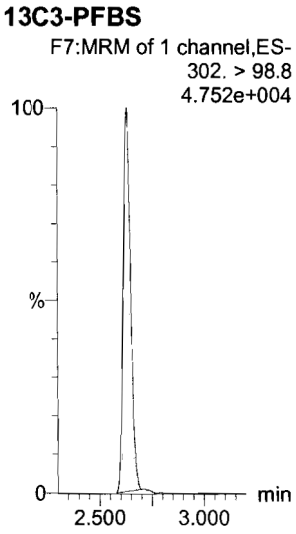

13C5-PFNA

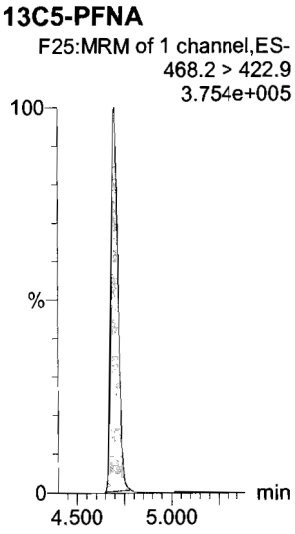

13C8-PFOSA

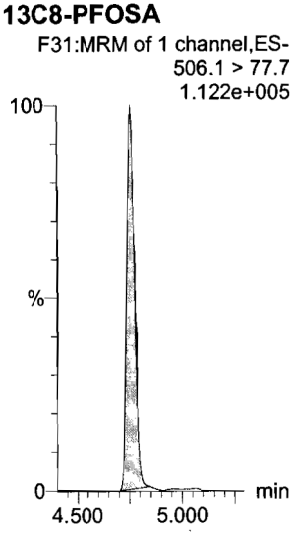

13C8-PFOS

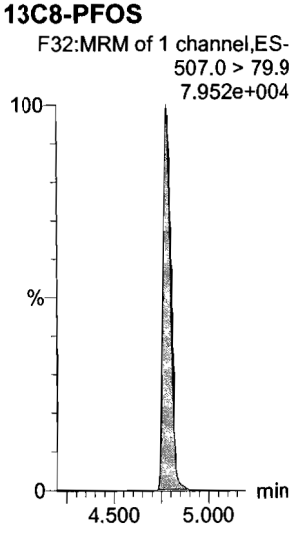

Dataset: U:\Q4.PRO\results\171203M1\171203M1-CRV.qld

Last Altered: Monday, December 04, 2017 13:28:07 Pacific Standard Time
Printed: Monday, December 04, 2017 13:31:40 Pacific Standard Time

Name: 171203M1_4, Date: 03-Dec-2017, Time: 14:34:12, ID: ST171203M1-3 PFC CS0 17K2808, Description: PFC CS0 17K2808

PFDA

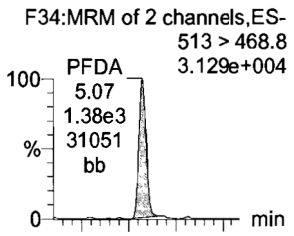

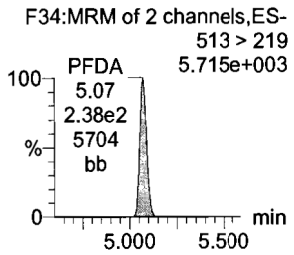

8:2 FTS

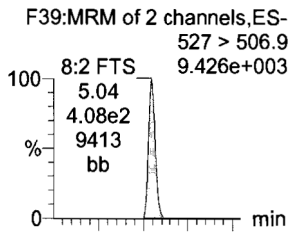

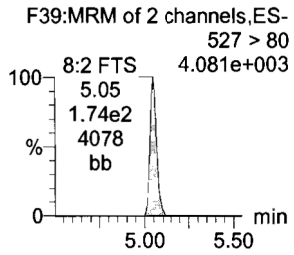

N-MeFOSAA

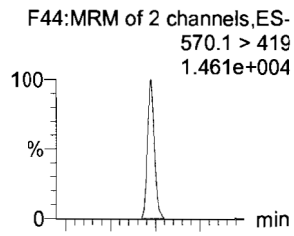

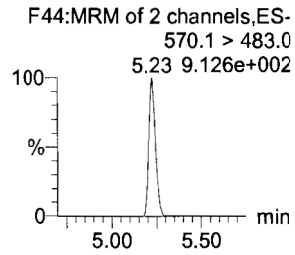

N-EtFOSAA

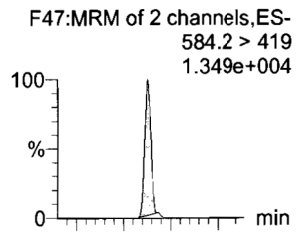

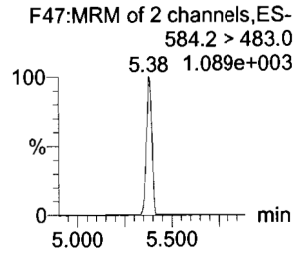

PFUdA

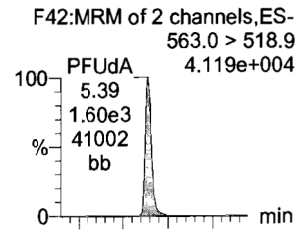

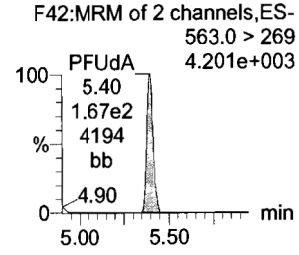

PFDS

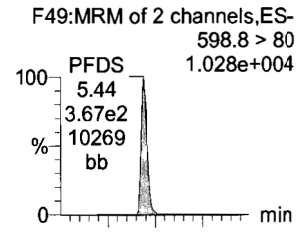

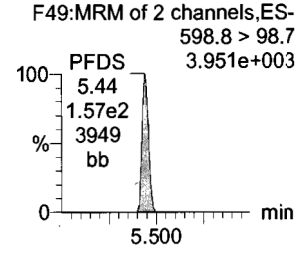

13C2-PFDA

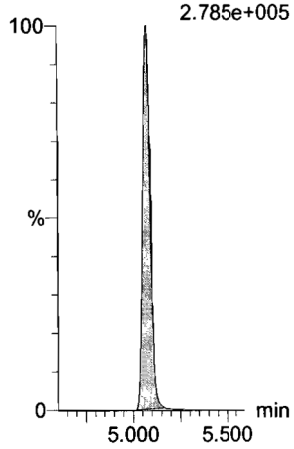

13C2-8:2 FTS

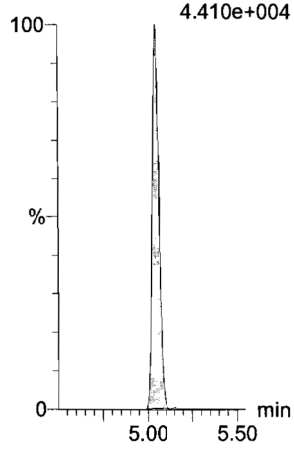

d3-N-MeFOSAA

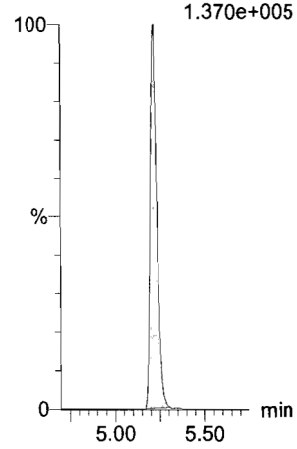

d5-N-EtFOSAA

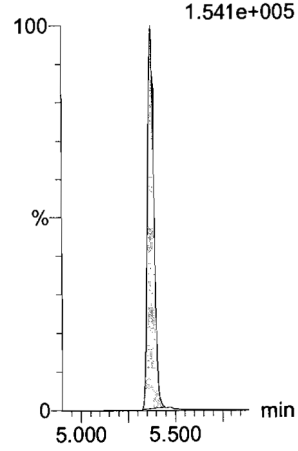

13C2-PFUdA



13C2-PFUdA

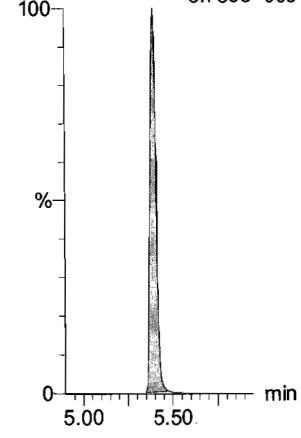

Dataset: U:\Q4.PRO\results\171203M1\171203M1-CRV.qld

Last Altered: Monday, December 04, 2017 13:28:07 Pacific Standard Time
Printed: Monday, December 04, 2017 13:31:40 Pacific Standard Time

Name: 171203M1_4, Date: 03-Dec-2017, Time: 14:34:12, ID: ST171203M1-3 PFC CS0 17K2808, Description: PFC CS0 17K2808

PFDoA

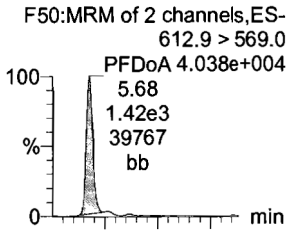

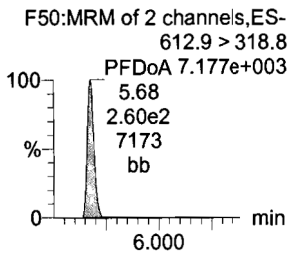

N-MeFOSA

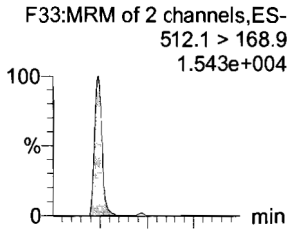

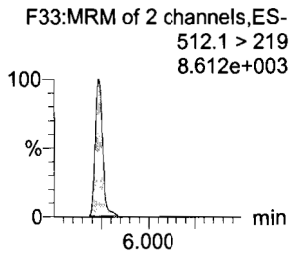

PFTrDA

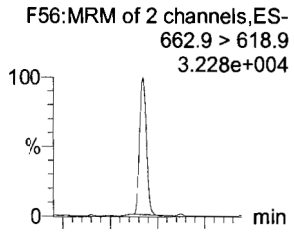

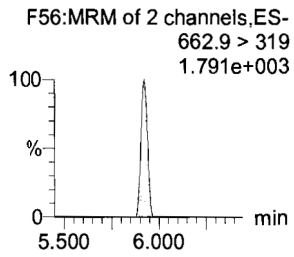

PFTeDA

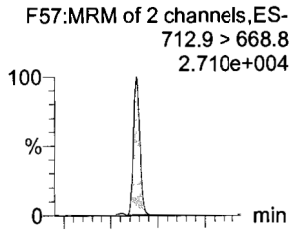

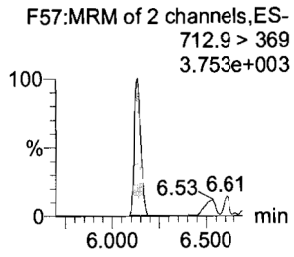

N-EtFOSA

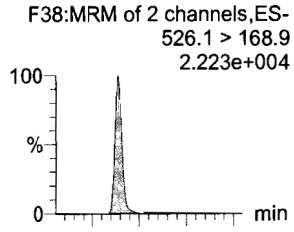

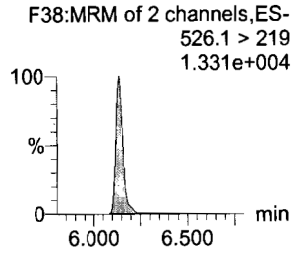

PFHxDA

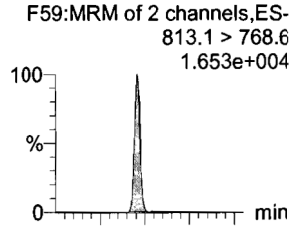

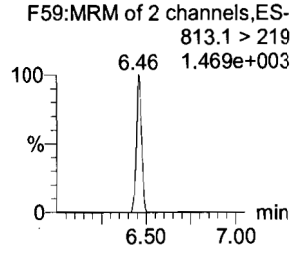

13C2-PFDoA

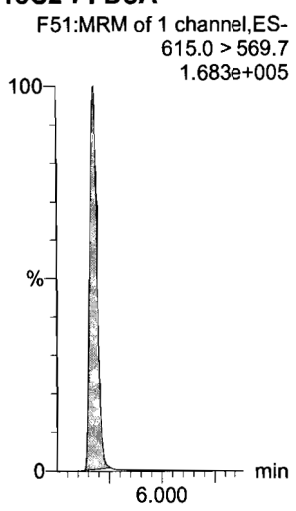

d3-N-MeFOSA

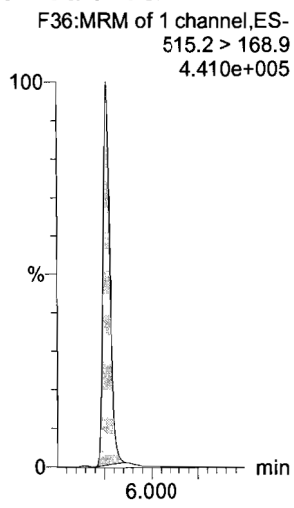

13C2-PFTeDA

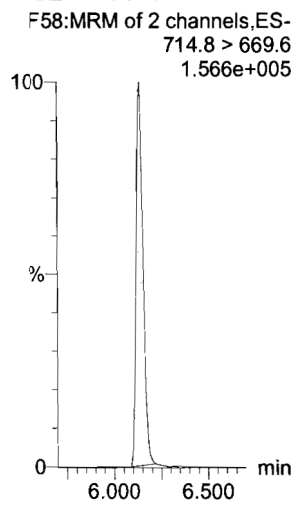

13C2-PFTeDA

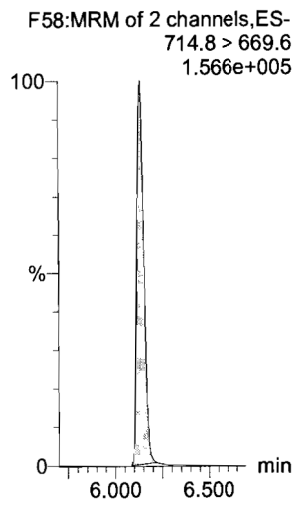

d5-N-ETFOSA

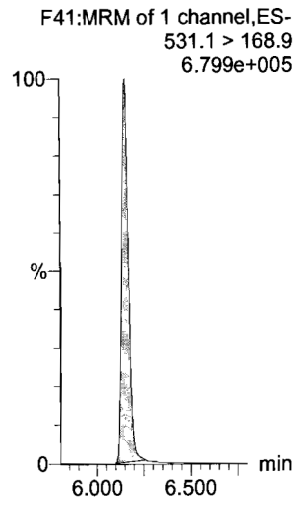

13C2-PFHxDA

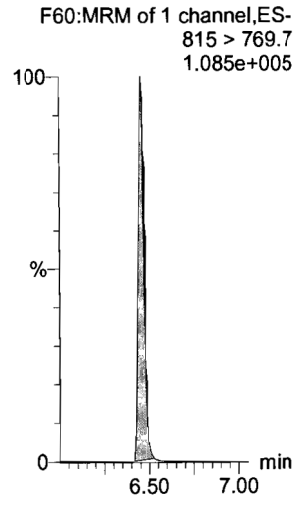

Dataset: U:\Q4.PRO\results\171203M1\171203M1-CRV.qld

Last Altered: Monday, December 04, 2017 13:28:07 Pacific Standard Time
Printed: Monday, December 04, 2017 13:31:40 Pacific Standard Time

Name: 171203M1_4, Date: 03-Dec-2017, Time: 14:34:12, ID: ST171203M1-3 PFC CS0 17K2808, Description: PFC CS0 17K2808

PFODA
F61:MRM of 1 channel,ES-
913.1 > 868.8
1.943e+004

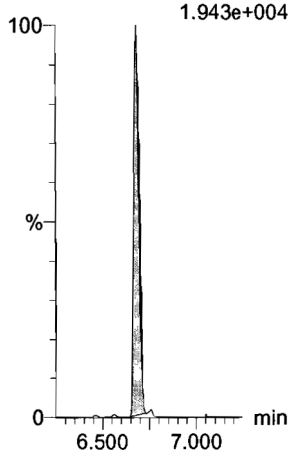

N-MeFOSE
F52:MRM of 1 channel,ES-
616.1 > 58.9
1.901e+004



N-EtFOSE
F54:MRM of 1 channel,ES-
630.1 > 58.9
2.064e+004

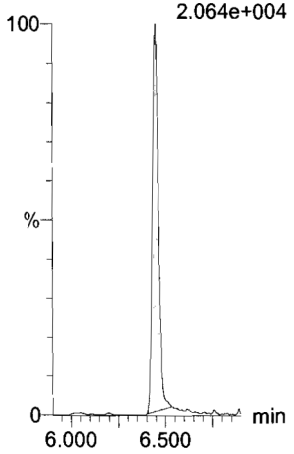

13C4-PFBA
F3:MRM of 1 channel,ES-
217. > 171.8
1.615e+005

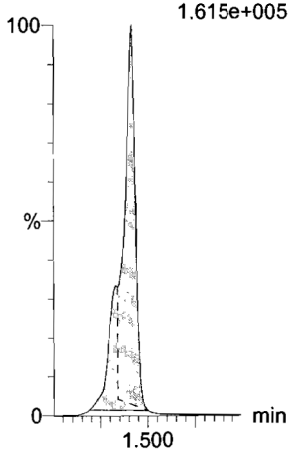

13C5-PFHxA
F10:MRM of 1 channel,ES-
318 > 272.9
5.345e+005

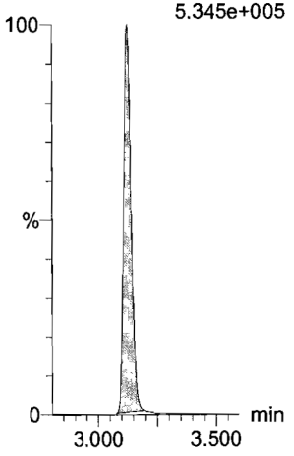

13C3-PFHxS
F16:MRM of 1 channel,ES-
401.9 > 79.9
1.013e+005

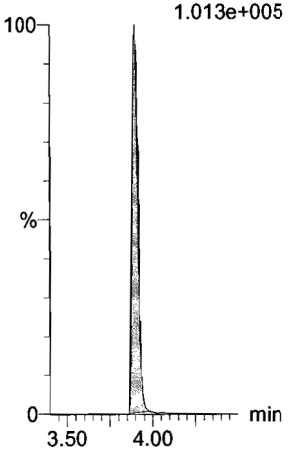

13C2-PFHxDA
F60:MRM of 1 channel,ES-
815 > 769.7
1.085e+005

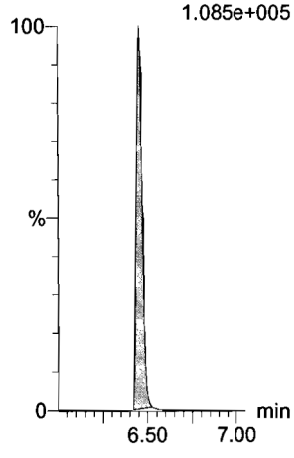

d7-N-MeFOSE
F53:MRM of 1 channel,ES-
623.1 > 58.9
4.913e+005

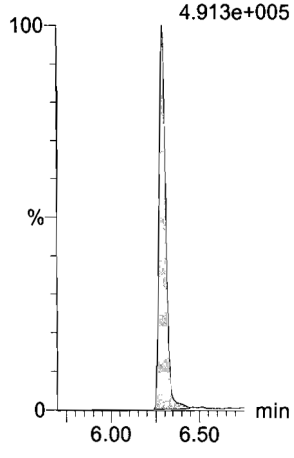

d9-N-EtFOSE
F55:MRM of 1 channel,ES-
639.2 > 58.8
6.446e+005

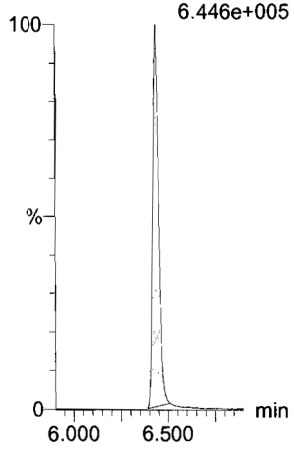

13C8-PFOA
F20:MRM of 1 channel,ES-
421.3 > 376
3.605e+005

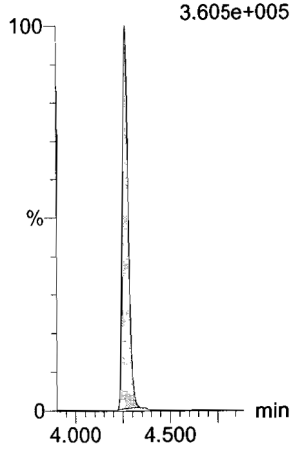

13C9-PFNA
F26:MRM of 1 channel,ES-
472.2 > 426.9
4.345e+005

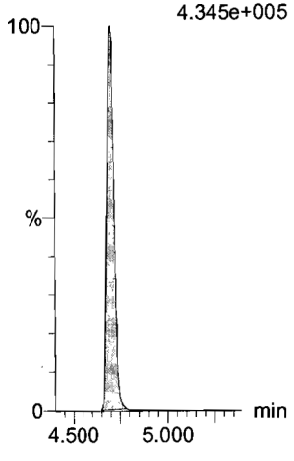

13C4-PFOS
F30:MRM of 1 channel,ES-
503 > 79.9
9.121e+004

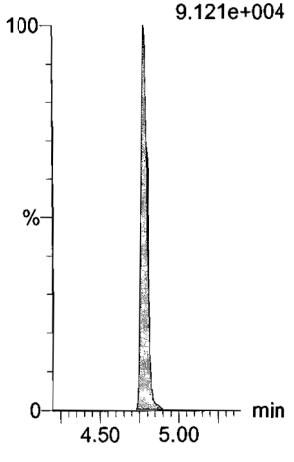

Dataset: U:\Q4.PRO\results\171203M1\171203M1-CRV.qld

Last Altered: Monday, December 04, 2017 13:28:07 Pacific Standard Time
Printed: Monday, December 04, 2017 13:31:40 Pacific Standard Time

Name: 171203M1_4, Date: 03-Dec-2017, Time: 14:34:12, ID: ST171203M1-3 PFC CS0 17K2808, Description: PFC CS0 17K2808

13C6-PFDA

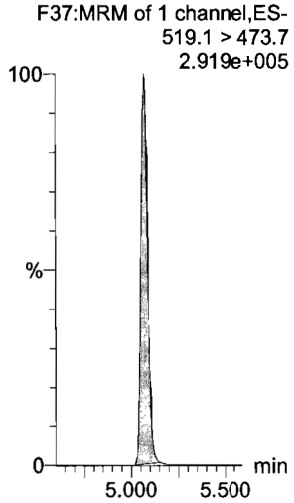

13C7-PFUdA

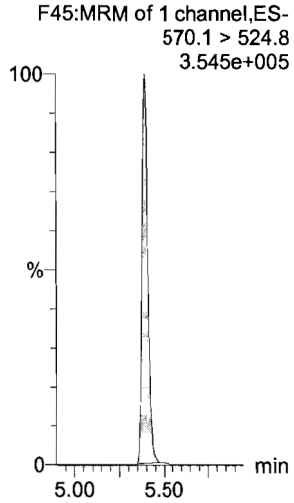

Dataset: U:\Q4.PRO\results\171203M1\171203M1-CRV.qld

Last Altered: Monday, December 04, 2017 13:28:07 Pacific Standard Time
Printed: Monday, December 04, 2017 13:31:40 Pacific Standard Time

Name: 171203M1_5, Date: 03-Dec-2017, Time: 14:45:23, ID: ST171203M1-4 PFC CS1 17K2814, Description: PFC CS1 17K2814

PFBA
F1:MRM of 1 channel,ES-
213.0 > 168.8
2.355e+004

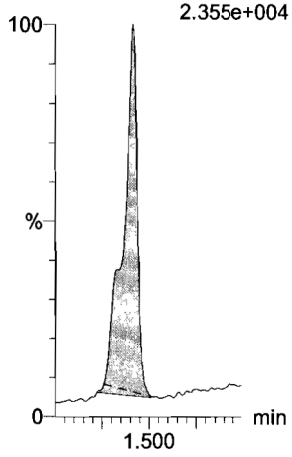

PFPeA
F4:MRM of 1 channel,ES-
263.1 > 218.9
5.273e+004

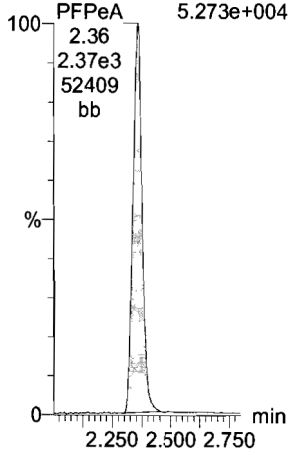

PFBS
F6:MRM of 2 channels,ES-
299.0 > 79.7
1.596e+004

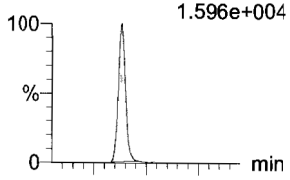

F6:MRM of 2 channels,ES-
299.0 > 99.0
6.172e+003

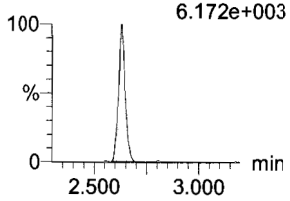

PFHxA
F8:MRM of 2 channels,ES-
313.2 > 268.9
9.648e+004

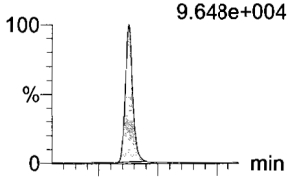

F8:MRM of 2 channels,ES-
313.2 > 119
3.13 4.584e+002

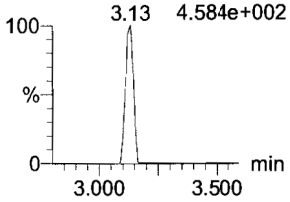

PFHpA
F13:MRM of 2 channels,ES-
363.0 > 318.9
8.243e+004

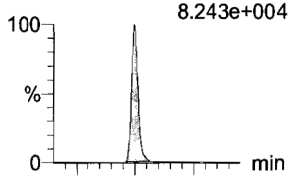

F13:MRM of 2 channels,ES-
363.0 > 169.0
3.334e+003

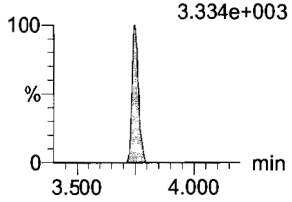

L-PFHxS
F15:MRM of 2 channels,ES-
398.9 > 79.6
1.151e+004

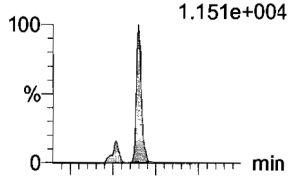

F15:MRM of 2 channels,ES-
398.9 > 99.0
6.661e+003

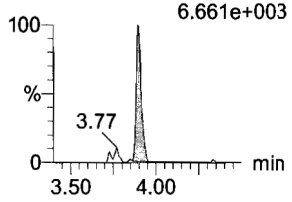

13C3-PFBA
F2:MRM of 1 channel,ES-
216.1 > 171.8
1.298e+005



13C3-PFPeA
F5:MRM of 1 channel,ES-
266. > 221.8
3.011e+005

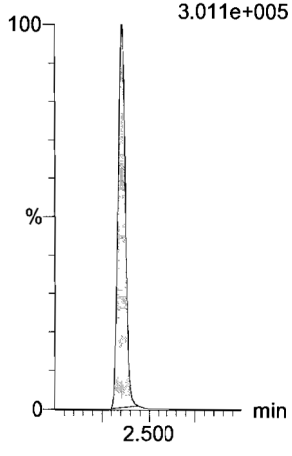

13C3-PFBS
F7:MRM of 1 channel,ES-
302. > 98.8
4.503e+004

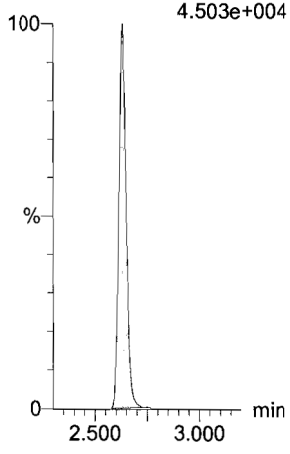

13C2-PFHxA
F9:MRM of 1 channel,ES-
315 > 269.8
1.434e+005

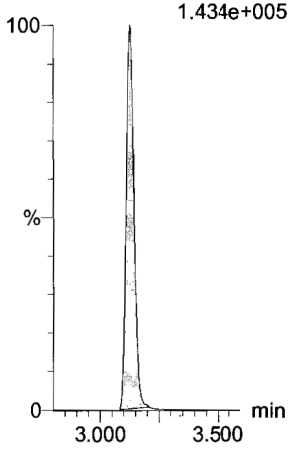

13C4-PFHpA
F14:MRM of 1 channel,ES-
367.2 > 321.8
3.472e+005

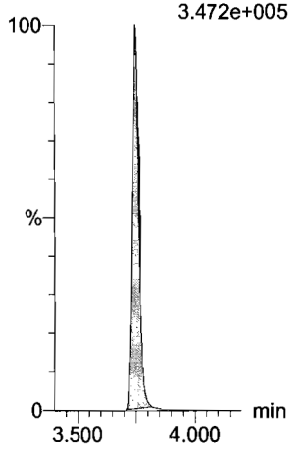

18O2-PFHxS
F17:MRM of 1 channel,ES-
403.0 > 102.6
4.151e+004

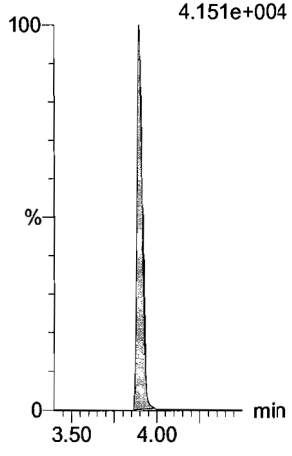

Dataset: U:\Q4.PRO\results\171203M1\171203M1-CRV.qld

Last Altered: Monday, December 04, 2017 13:28:07 Pacific Standard Time
Printed: Monday, December 04, 2017 13:31:40 Pacific Standard Time

Name: 171203M1_5, Date: 03-Dec-2017, Time: 14:45:23, ID: ST171203M1-4 PFC CS1 17K2814, Description: PFC CS1 17K2814

6:2 FTS

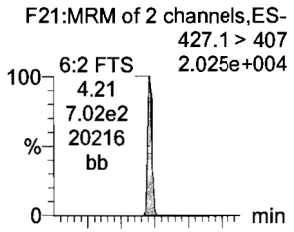

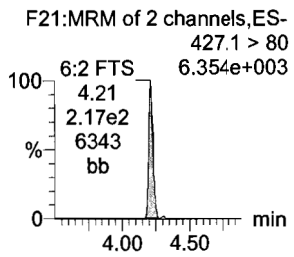

L-PFOA

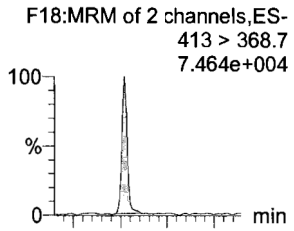

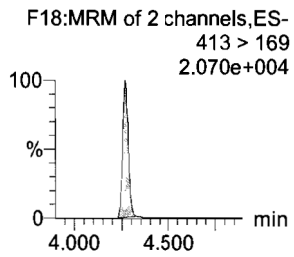

PFHpS

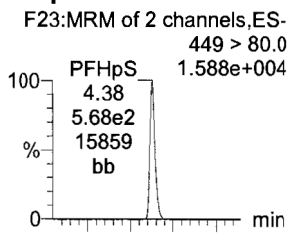

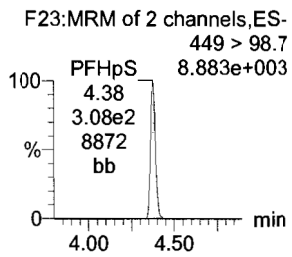

PFNA

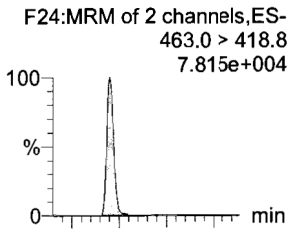

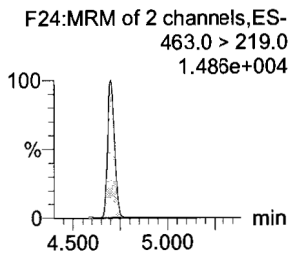

PFOSA

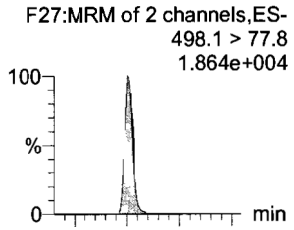

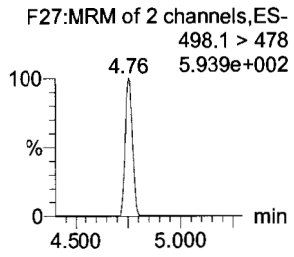

L-PFOS

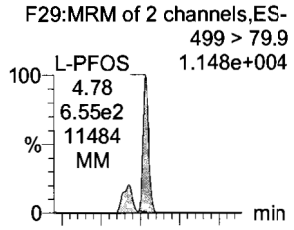

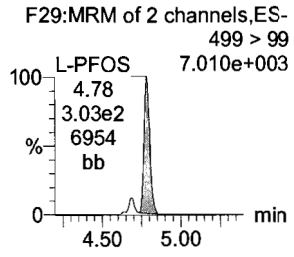

13C2-6:2 FTS



13C2-PFOA

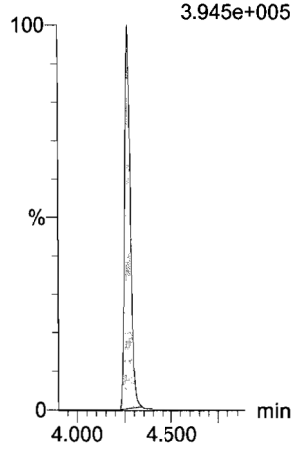

13C3-PFBS

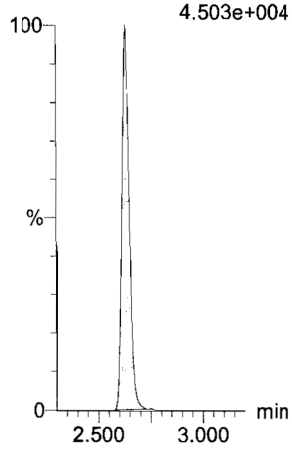

13C5-PFNA

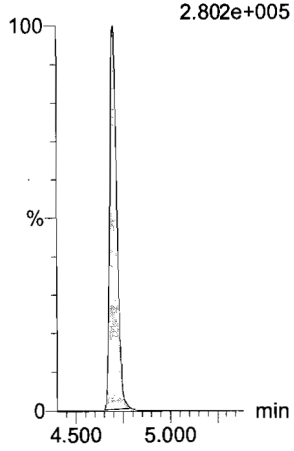

13C8-PFOSA

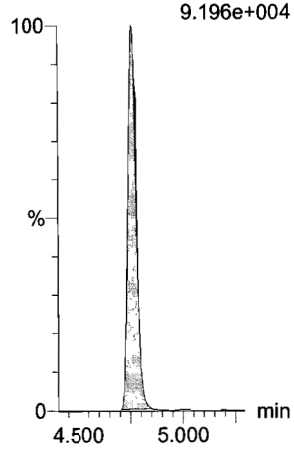

13C8-PFOS

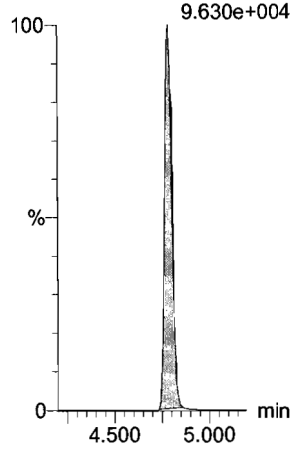

Dataset: U:\Q4.PRO\results\171203M1\171203M1-CRV.qld

Last Altered: Monday, December 04, 2017 13:28:07 Pacific Standard Time
Printed: Monday, December 04, 2017 13:31:40 Pacific Standard Time

Name: 171203M1_5, Date: 03-Dec-2017, Time: 14:45:23, ID: ST171203M1-4 PFC CS1 17K2814, Description: PFC CS1 17K2814

PFDA

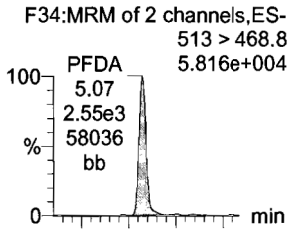

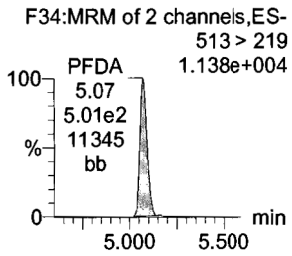

8:2 FTS

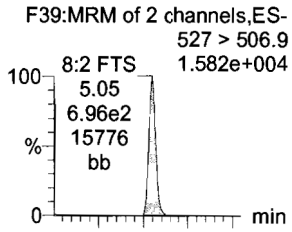

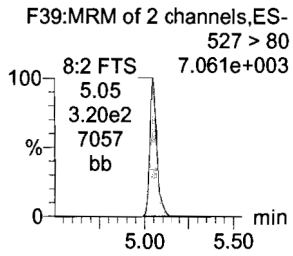

N-MeFOSAA

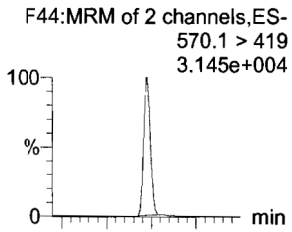

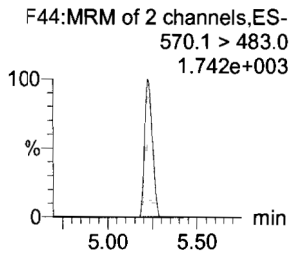

N-EtFOSAA

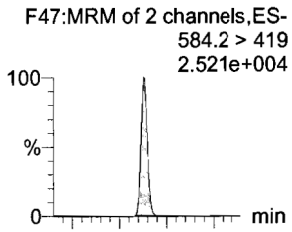

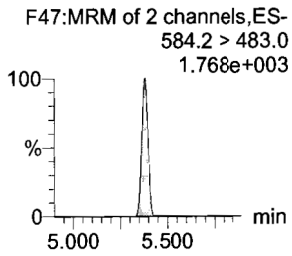

PFUdA

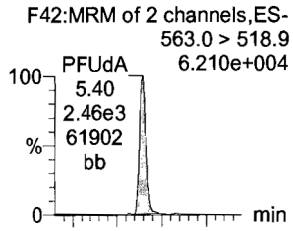

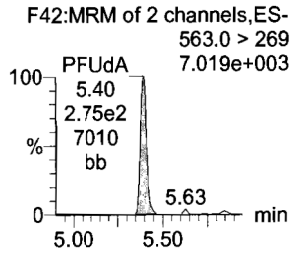

PFDS

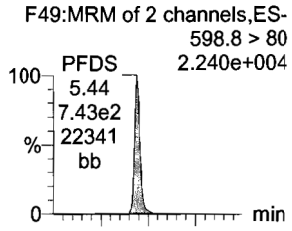

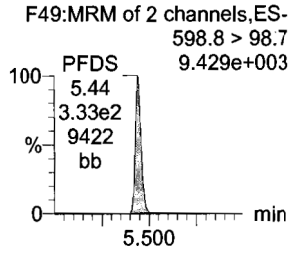

13C2-PFDA



13C2-8:2 FTS



d3-N-MeFOSAA

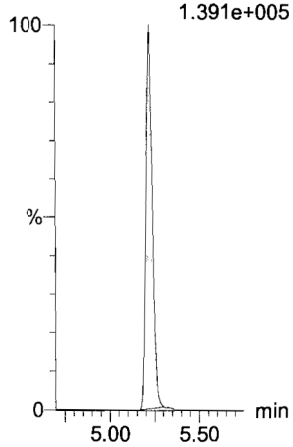

d5-N-EtFOSAA

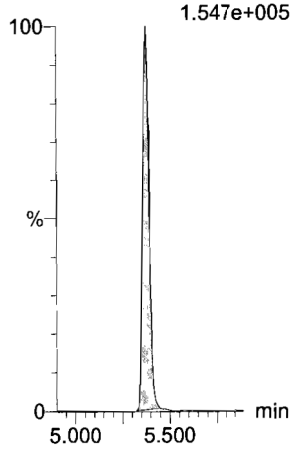

13C2-PFUdA

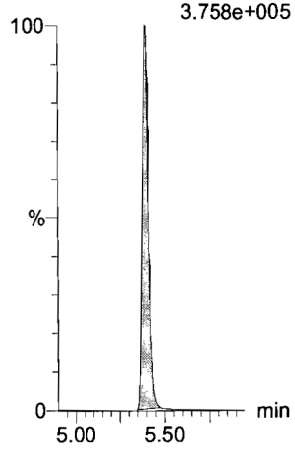

13C2-PFUdA

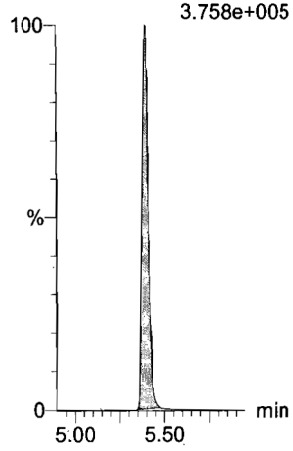

Dataset: U:\Q4.PRO\results\171203M1\171203M1-CRV.qld

Last Altered: Monday, December 04, 2017 13:28:07 Pacific Standard Time
Printed: Monday, December 04, 2017 13:31:40 Pacific Standard Time

Name: 171203M1_5, Date: 03-Dec-2017, Time: 14:45:23, ID: ST171203M1-4 PFC CS1 17K2814, Description: PFC CS1 17K2814

PFDoA

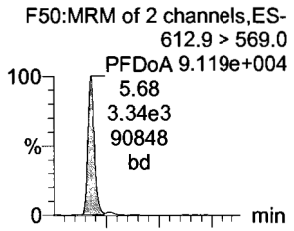

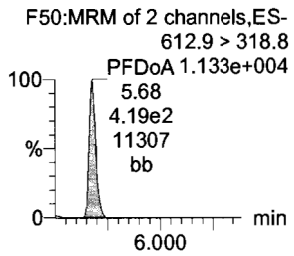

N-MeFOSA

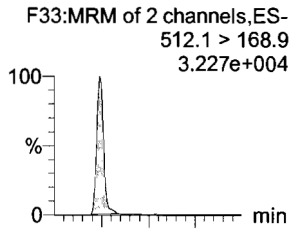

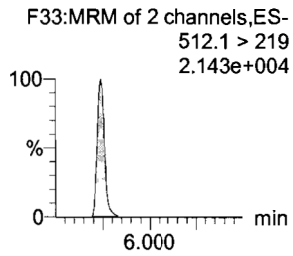

PFTrDA

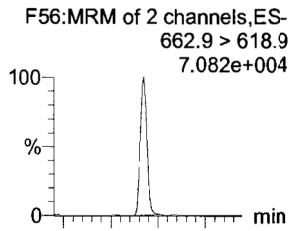

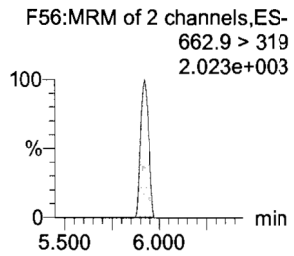

PFTeDA

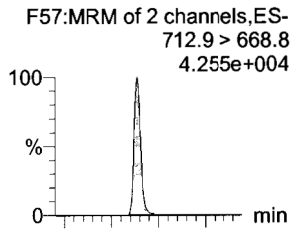

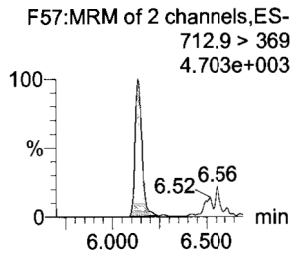

N-EtFOSA

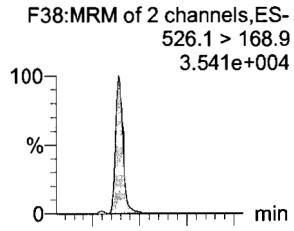

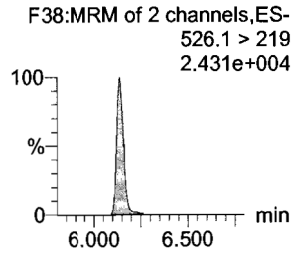

PFHxDA

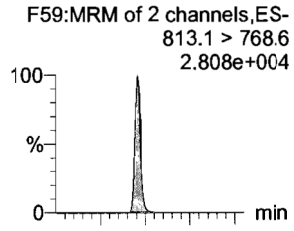

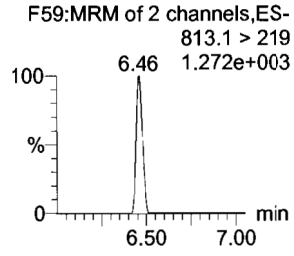

13C2-PFDoA

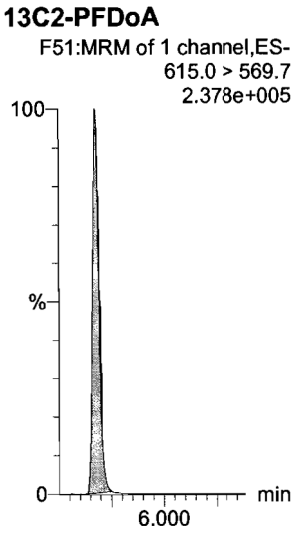

d3-N-MeFOSA



13C2-PFTeDA

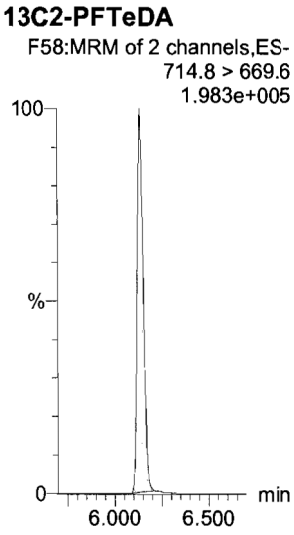

13C2-PFTeDA

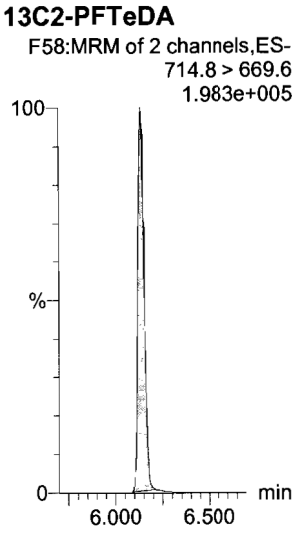

d5-N-ETFOSA

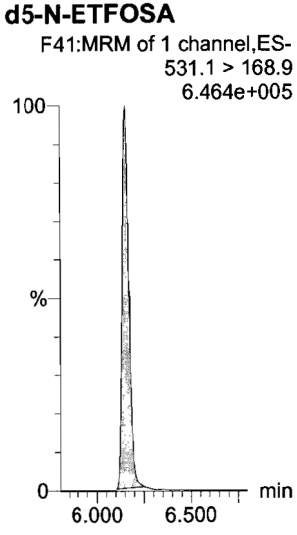

13C2-PFHxDA

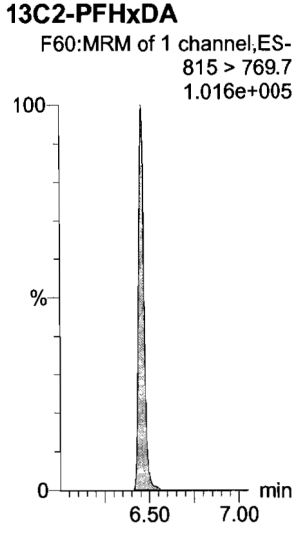

Dataset: U:\Q4.PRO\results\171203M1\171203M1-CRV.qld

Last Altered: Monday, December 04, 2017 13:28:07 Pacific Standard Time
Printed: Monday, December 04, 2017 13:31:40 Pacific Standard Time

Name: 171203M1_5, Date: 03-Dec-2017, Time: 14:45:23, ID: ST171203M1-4 PFC CS1 17K2814, Description: PFC CS1 17K2814

PFODA
F61:MRM of 1 channel,ES-
913.1 > 868.8
3.357e+004

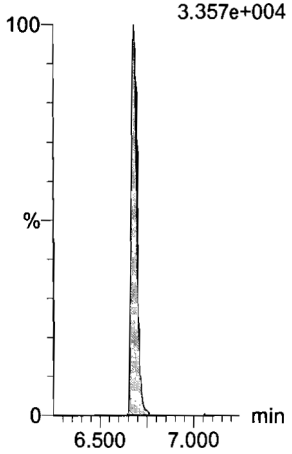

N-MeFOSE
F52:MRM of 1 channel,ES-
616.1 > 58.9
3.594e+004

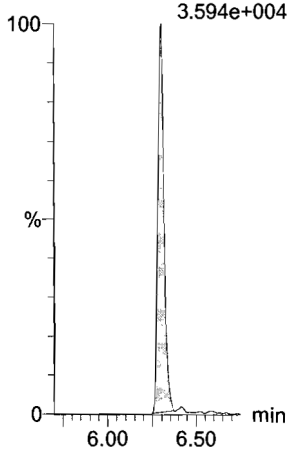

N-EtFOSE
F54:MRM of 1 channel,ES-
630.1 > 58.9
5.064e+004

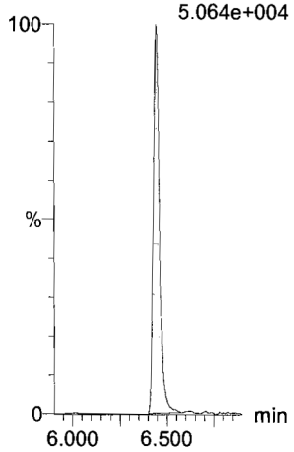

13C4-PFBA
F3:MRM of 1 channel,ES-
217. > 171.8
1.452e+005

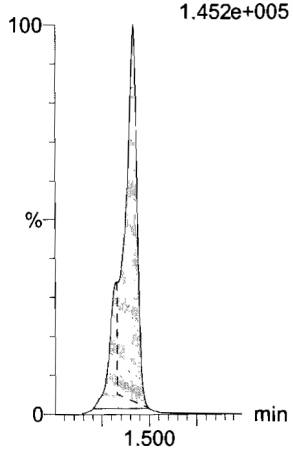

13C5-PFHxA
F10:MRM of 1 channel,ES-
318 > 272.9
5.330e+005

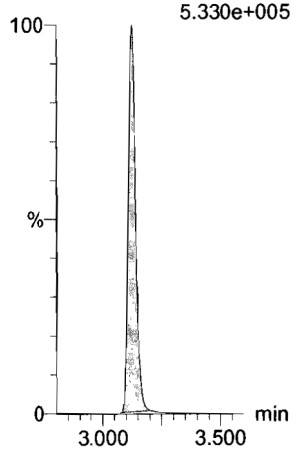

13C3-PFHxS
F16:MRM of 1 channel,ES-
401.9 > 79.9
1.015e+005

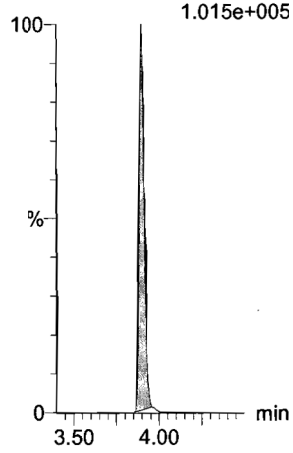

13C2-PFHxDA
F60:MRM of 1 channel,ES-
815 > 769.7
1.016e+005

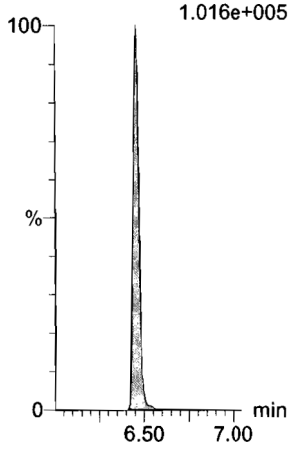

d7-N-MeFOSE
F53:MRM of 1 channel,ES-
623.1 > 58.9
5.883e+005

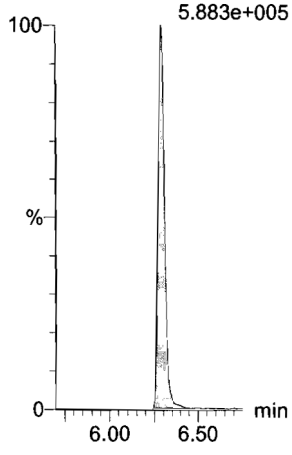

d9-N-EtFOSE
F55:MRM of 1 channel,ES-
639.2 > 58.8
6.830e+005

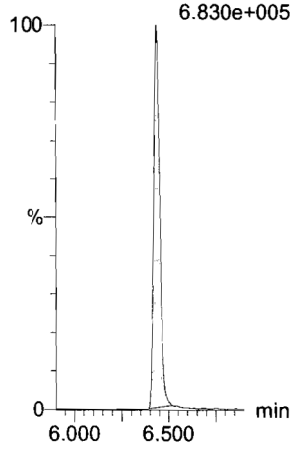

13C8-PFOA
F20:MRM of 1 channel,ES-
421.3 > 376
3.116e+005

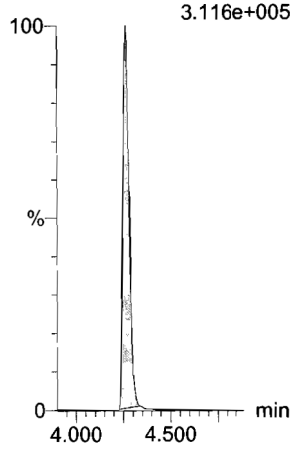

13C9-PFNA
F26:MRM of 1 channel,ES-
472.2 > 426.9
3.054e+005

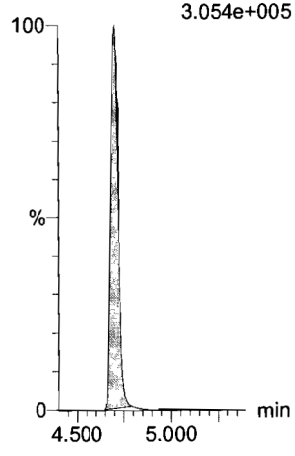

13C4-PFOS
F30:MRM of 1 channel,ES-
503 > 79.9
8.524e+004

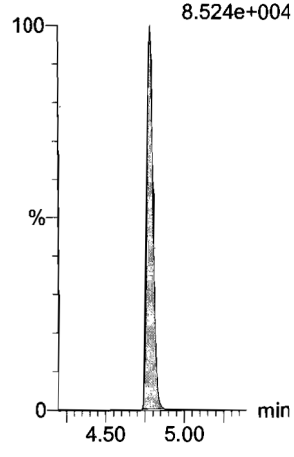

Dataset: U:\Q4.PRO\results\171203M1\171203M1-CRV.qld

Last Altered: Monday, December 04, 2017 13:28:07 Pacific Standard Time
Printed: Monday, December 04, 2017 13:31:40 Pacific Standard Time

Name: 171203M1_5, Date: 03-Dec-2017, Time: 14:45:23, ID: ST171203M1-4 PFC CS1 17K2814, Description: PFC CS1 17K2814

13C6-PFDA

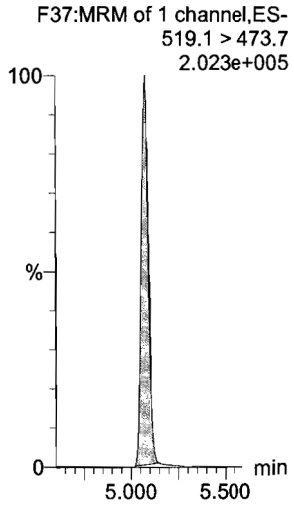

13C7-PFUdA

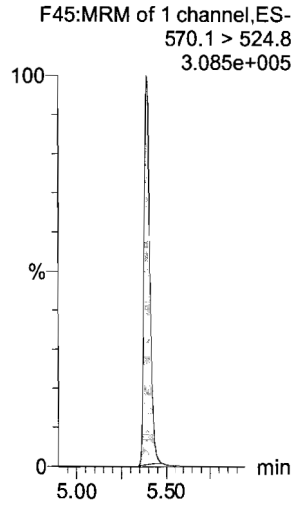

Dataset: U:\Q4.PRO\results\171203M1\171203M1-CRV.qld

Last Altered: Monday, December 04, 2017 13:28:07 Pacific Standard Time
Printed: Monday, December 04, 2017 13:31:40 Pacific Standard Time

Name: 171203M1_6, Date: 03-Dec-2017, Time: 14:56:33, ID: ST171203M1-5 PFC CS2 17K2809, Description: PFC CS2 17K2809

PFBA
F1:MRM of 1 channel,ES-
213.0 > 168.8
6.893e+004

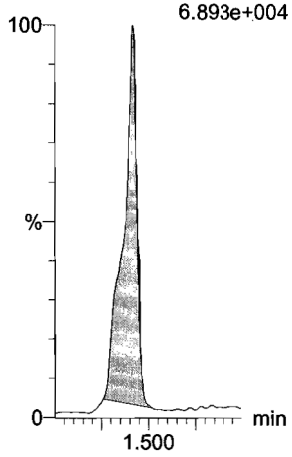

PFPeA
F4:MRM of 1 channel,ES-
263.1 > 218.9
1.315e+005

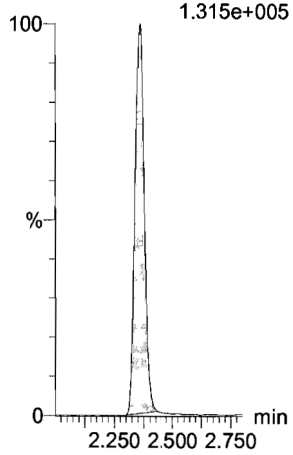

PFBS
F6:MRM of 2 channels,ES-
299.0 > 79.7
4.584e+004

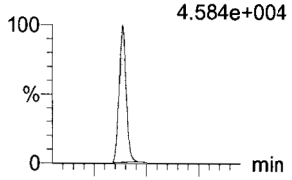

F6:MRM of 2 channels,ES-
299.0 > 99.0
1.612e+004

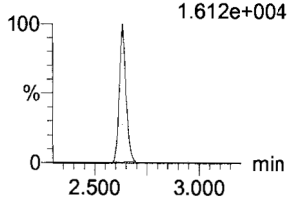

PFHxA
F8:MRM of 2 channels,ES-
313.2 > 268.9
2.710e+005

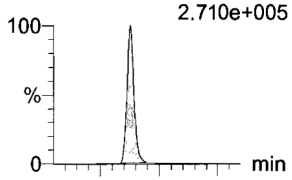

F8:MRM of 2 channels,ES-
313.2 > 119
1.282e+003

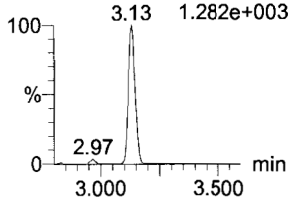

PFHpA
F13:MRM of 2 channels,ES-
363.0 > 318.9
2.261e+005

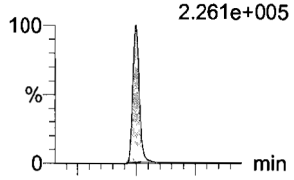

F13:MRM of 2 channels,ES-
363.0 > 169.0
1.019e+004

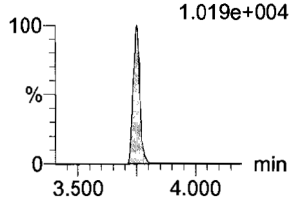

L-PFHxS
F15:MRM of 2 channels,ES-
398.9 > 79.6
3.571e+004

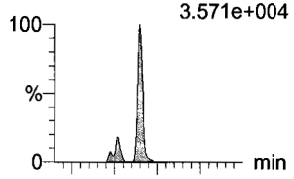

F15:MRM of 2 channels,ES-
398.9 > 99.0
1.767e+004

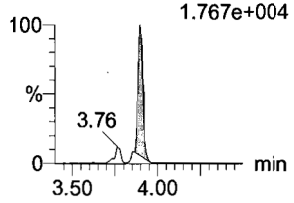

13C3-PFBA
F2:MRM of 1 channel,ES-
216.1 > 171.8
1.357e+005

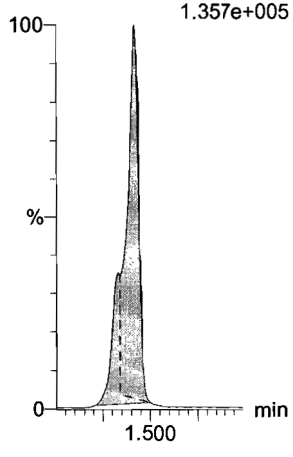

13C3-PFPeA
F5:MRM of 1 channel,ES-
266. > 221.8
3.329e+005

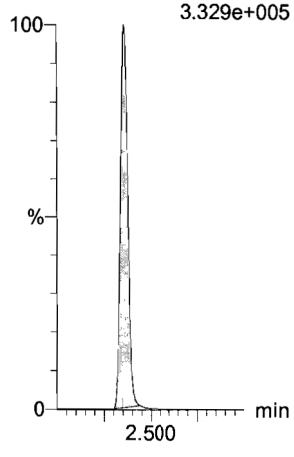

13C3-PFBS
F7:MRM of 1 channel,ES-
302. > 98.8
4.985e+004

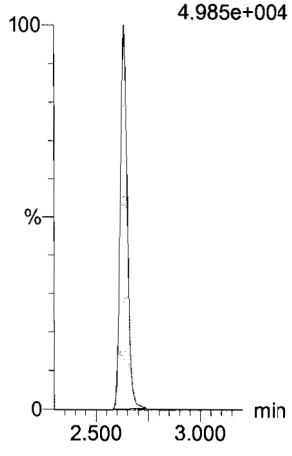

13C2-PFHxA
F9:MRM of 1 channel,ES-
315 > 269.8
1.561e+005

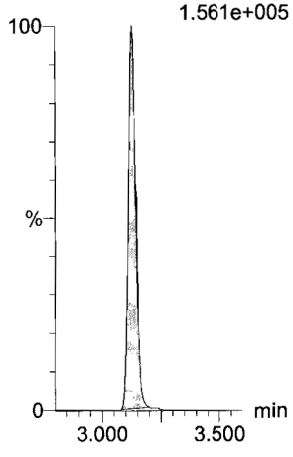

13C4-PFHpA
F14:MRM of 1 channel,ES-
367.2 > 321.8
3.215e+005



18O2-PFHxS
F17:MRM of 1 channel,ES-
403.0 > 102.6
4.566e+004

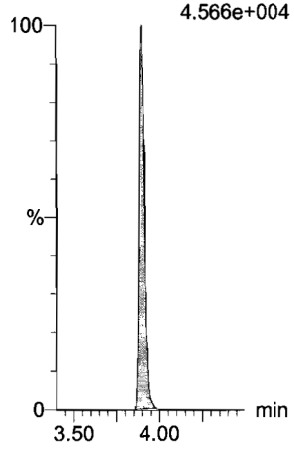

Dataset: U:\Q4.PRO\results\171203M1\171203M1-CRV.qld

Last Altered: Monday, December 04, 2017 13:28:07 Pacific Standard Time
Printed: Monday, December 04, 2017 13:31:40 Pacific Standard Time

Name: 171203M1_6, Date: 03-Dec-2017, Time: 14:56:33, ID: ST171203M1-5 PFC CS2 17K2809, Description: PFC CS2 17K2809

6:2 FTS

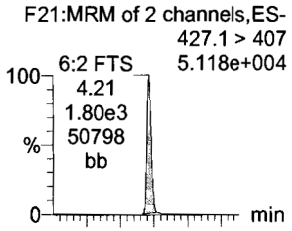

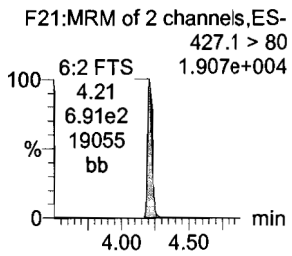

L-PFOA

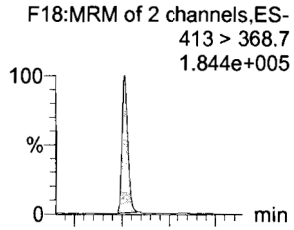

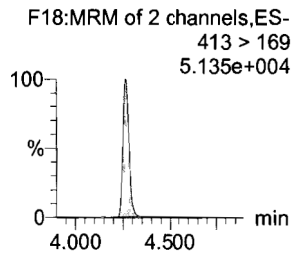

PFHpS

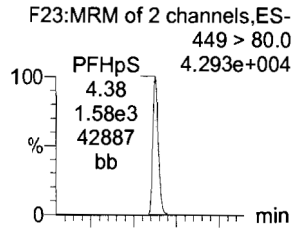

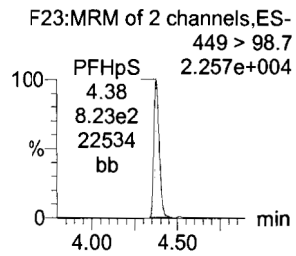

PFNA

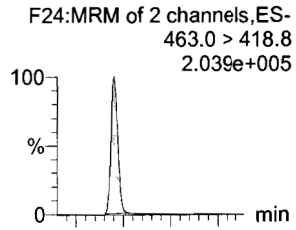

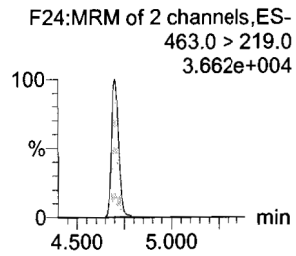

PFOSA

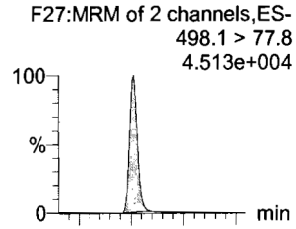

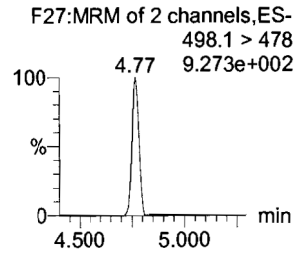

L-PFOS

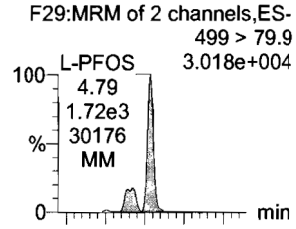

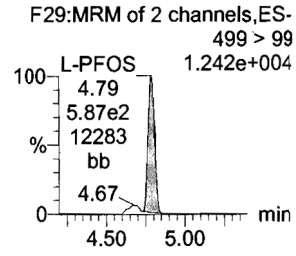

13C2-6:2 FTS

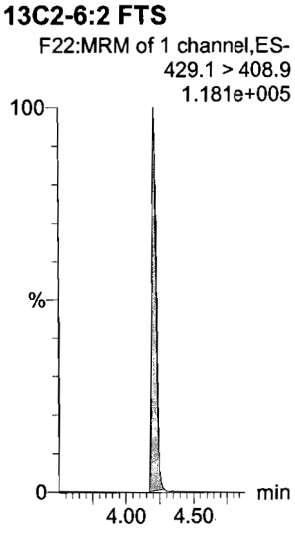

13C2-PFOA

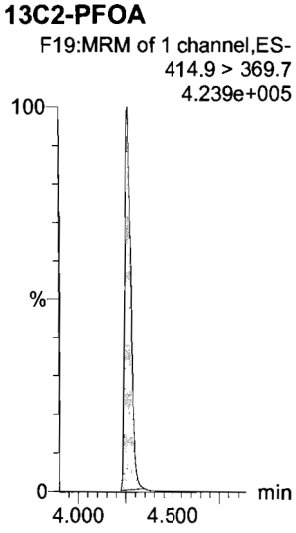

13C3-PFBS

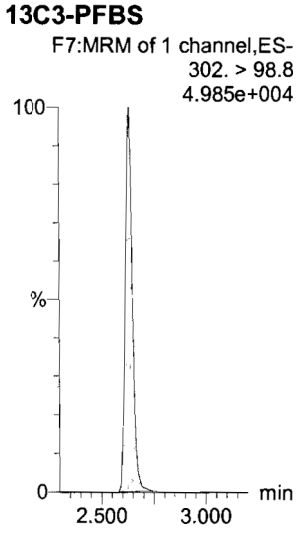

13C5-PFNA

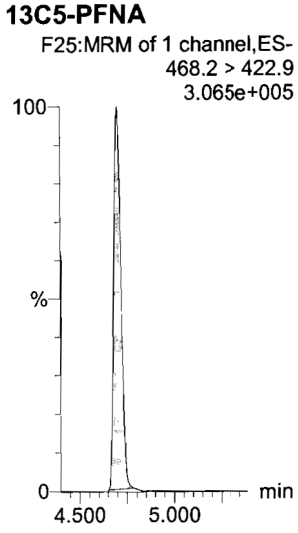

13C8-PFOSA

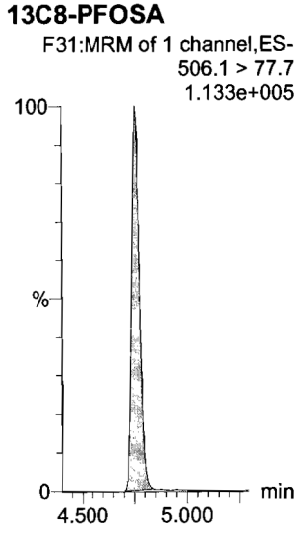

13C8-PFOS

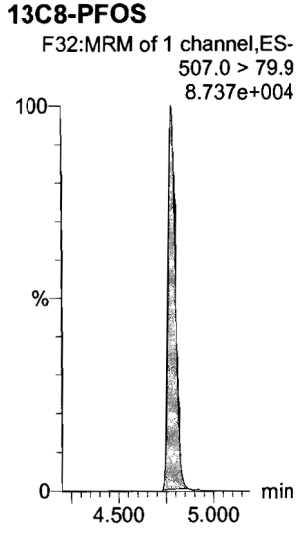

Dataset: U:\Q4.PRO\results\171203M1\171203M1-CRV.qld

Last Altered: Monday, December 04, 2017 13:28:07 Pacific Standard Time
Printed: Monday, December 04, 2017 13:31:40 Pacific Standard Time

Name: 171203M1_6, Date: 03-Dec-2017, Time: 14:56:33, ID: ST171203M1-5 PFC CS2 17K2809, Description: PFC CS2 17K2809

PFDA

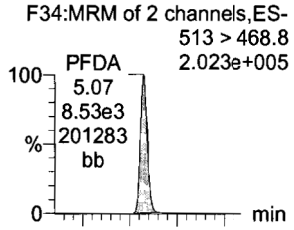

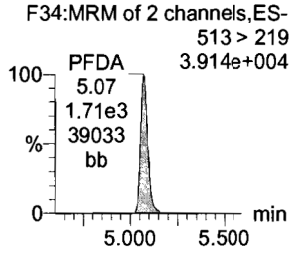

8:2 FTS

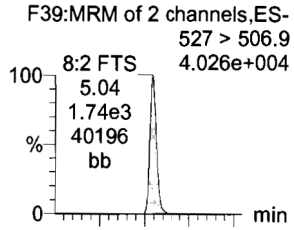

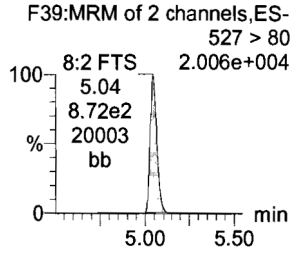

N-MeFOSAA

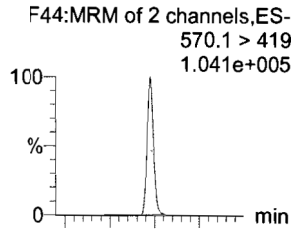

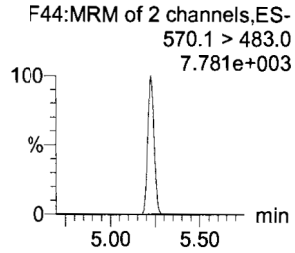

N-EtFOSAA

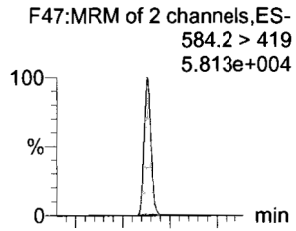

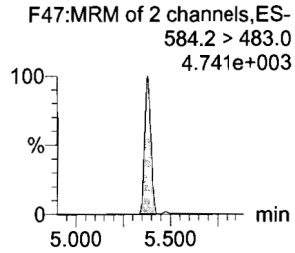

PFUdA

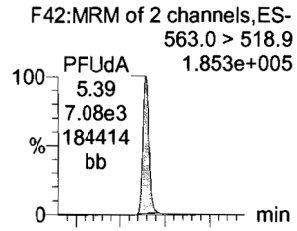

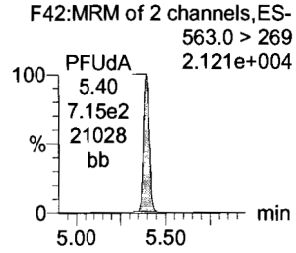

PFDS

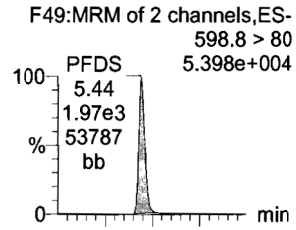

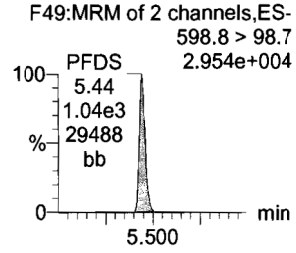

13C2-PFDA

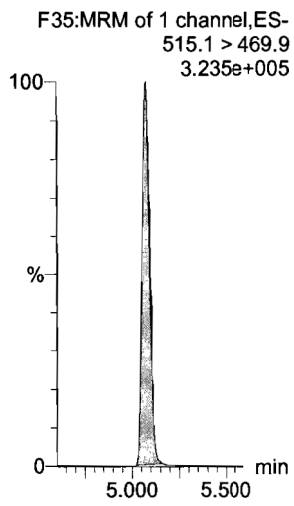

13C2-8:2 FTS

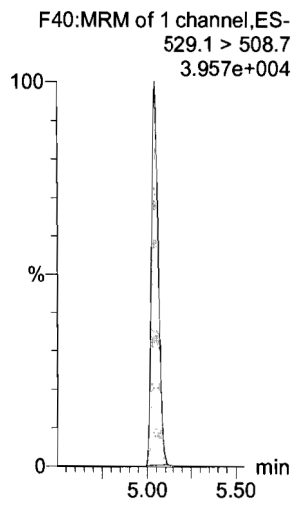

d3-N-MeFOSAA

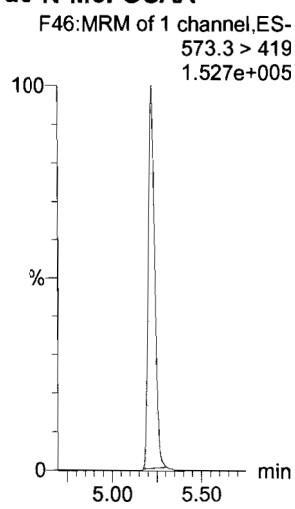

d5-N-EtFOSAA

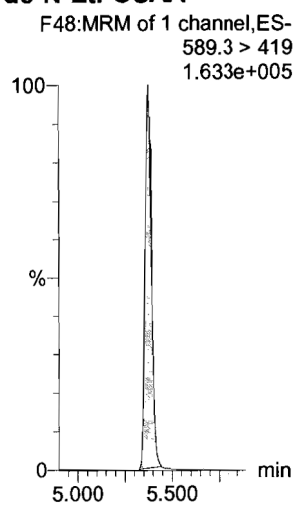

13C2-PFUdA

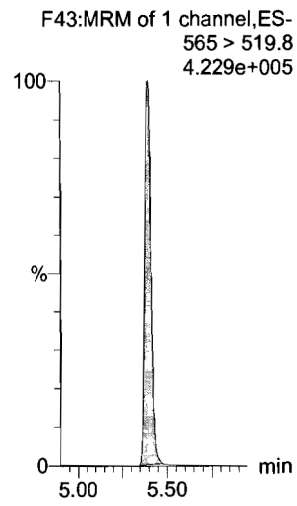

13C2-PFUdA

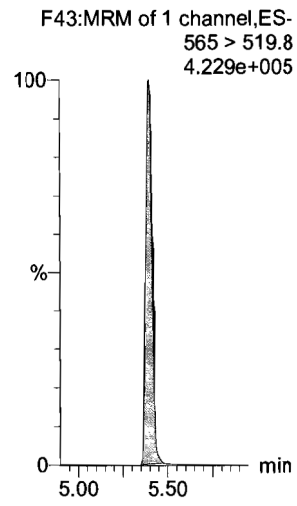

Dataset: U:\Q4.PRO\results\171203M1\171203M1-CRV.qld

Last Altered: Monday, December 04, 2017 13:28:07 Pacific Standard Time
Printed: Monday, December 04, 2017 13:31:40 Pacific Standard Time

Name: 171203M1_6, Date: 03-Dec-2017, Time: 14:56:33, ID: ST171203M1-5 PFC CS2 17K2809, Description: PFC CS2 17K2809

PFDoA

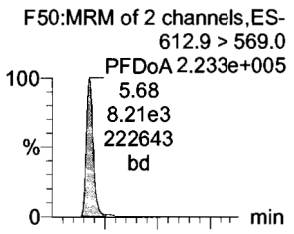

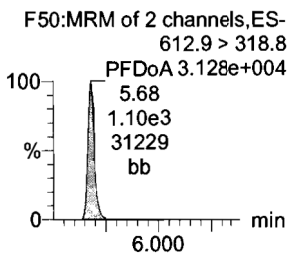

N-MeFOSA

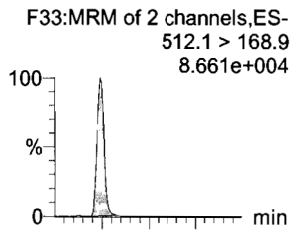

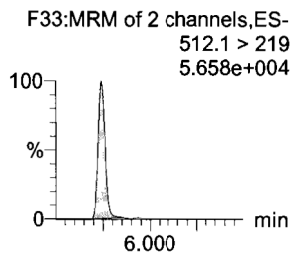

PFTrDA

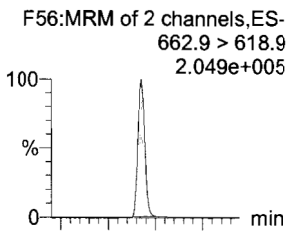

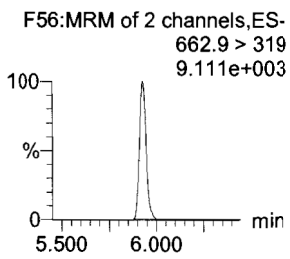

PFTeDA

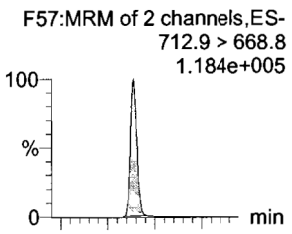

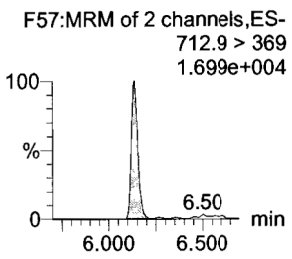

N-EtFOSA

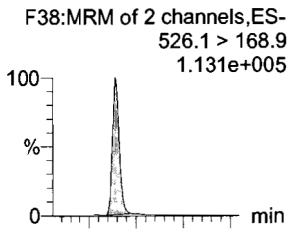

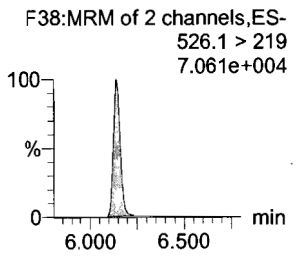

PFHxDA

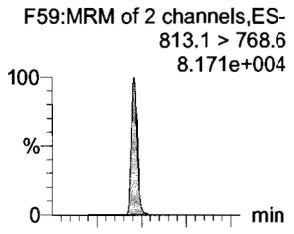

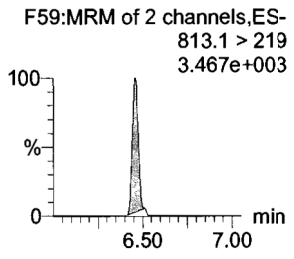

13C2-PFDoA

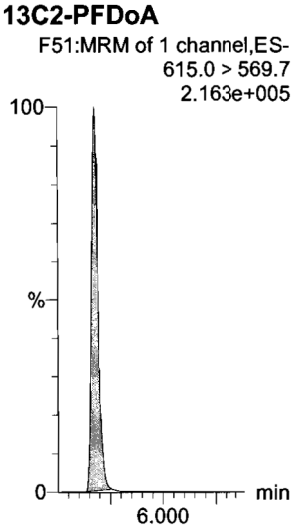

d3-N-MeFOSA

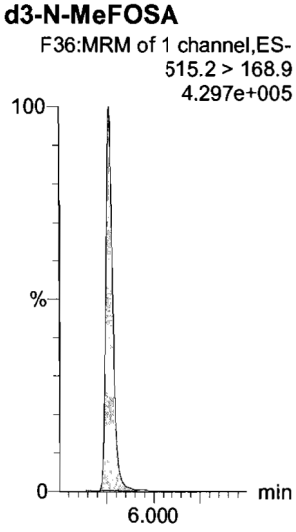

13C2-PFTeDA

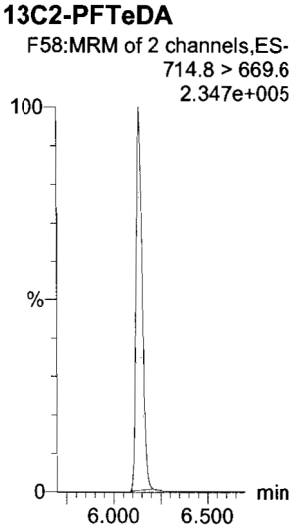

13C2-PFTeDA

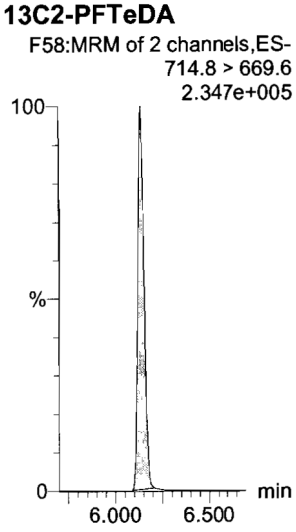

d5-N-ETFOSA

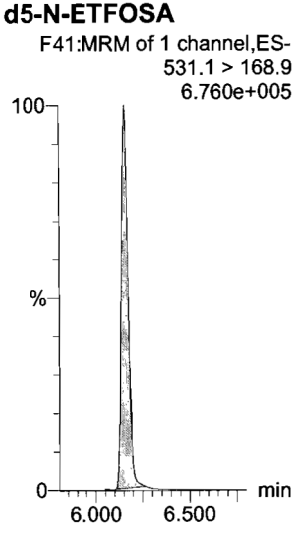

13C2-PFHxDA

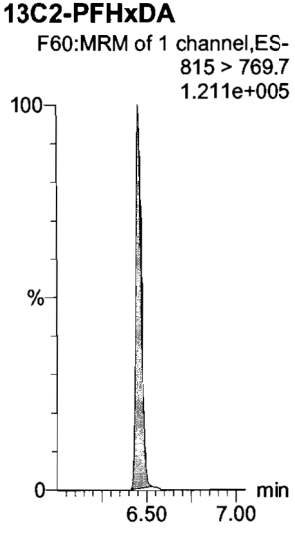

Dataset: U:\Q4.PRO\results\171203M1\171203M1-CRV.qld

Last Altered: Monday, December 04, 2017 13:28:07 Pacific Standard Time
Printed: Monday, December 04, 2017 13:31:40 Pacific Standard Time

Name: 171203M1_6, Date: 03-Dec-2017, Time: 14:56:33, ID: ST171203M1-5 PFC CS2 17K2809, Description: PFC CS2 17K2809

PFODA
F61:MRM of 1 channel,ES-
913.1 > 868.8
1.025e+005

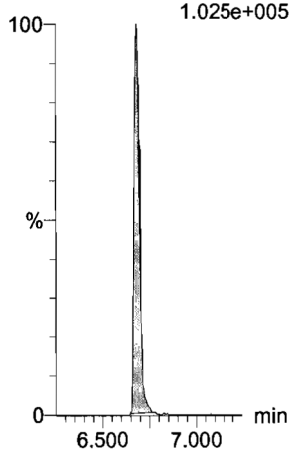

N-MeFOSE
F52:MRM of 1 channel,ES-
616.1 > 58.9
1.000e+005

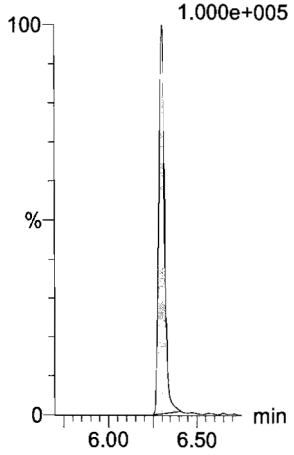

N-EtFOSE
F54:MRM of 1 channel,ES-
630.1 > 58.9
1.419e+005

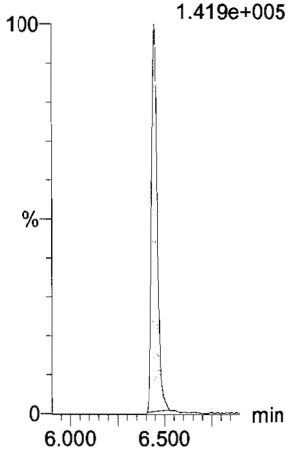

13C4-PFBA
F3:MRM of 1 channel,ES-
217. > 171.8
1.571e+005

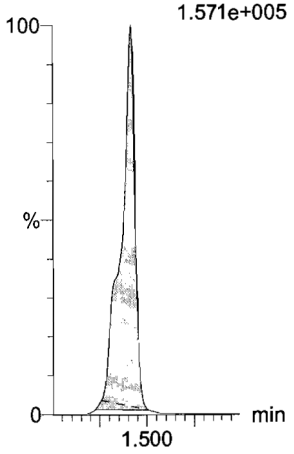

13C5-PFHxA
F10:MRM of 1 channel,ES-
318 > 272.9
5.577e+005

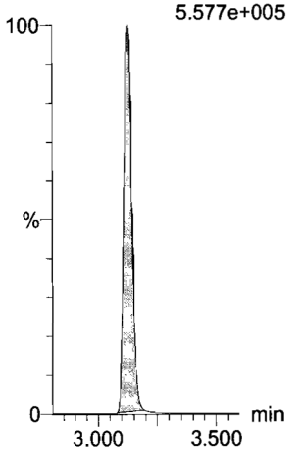

13C3-PFHxS
F16:MRM of 1 channel,ES-
401.9 > 79.9
9.892e+004

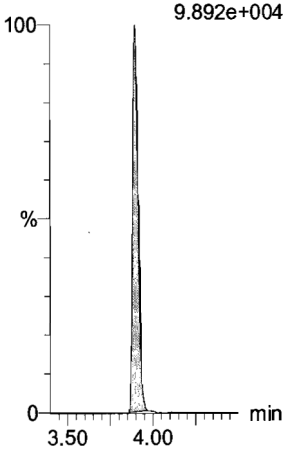

13C2-PFHxDA
F60:MRM of 1 channel,ES-
815 > 769.7
1.211e+005

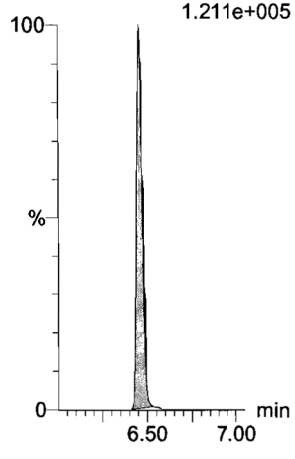

d7-N-MeFOSE
F53:MRM of 1 channel,ES-
623.1 > 58.9
5.335e+005

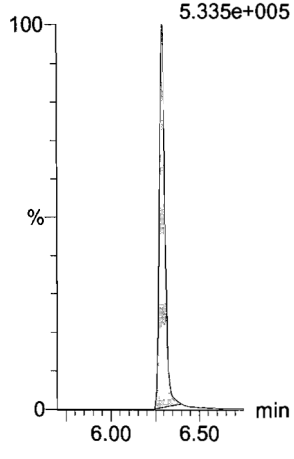

d9-N-EtFOSE
F55:MRM of 1 channel,ES-
639.2 > 58.8
6.436e+005

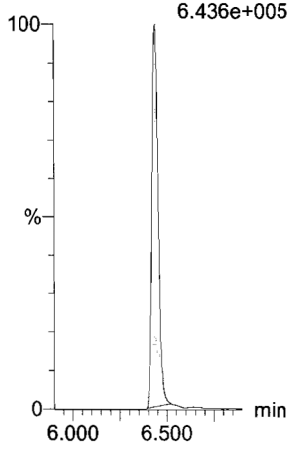

13C8-PFOA
F20:MRM of 1 channel,ES-
421.3 > 376
3.892e+005

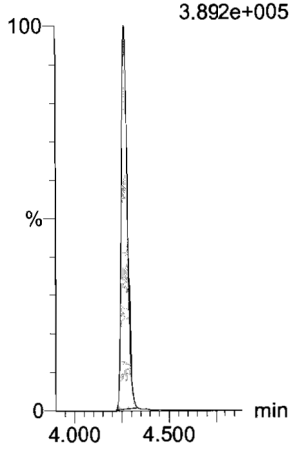

13C9-PFNA
F26:MRM of 1 channel,ES-
472.2 > 426.9
3.798e+005

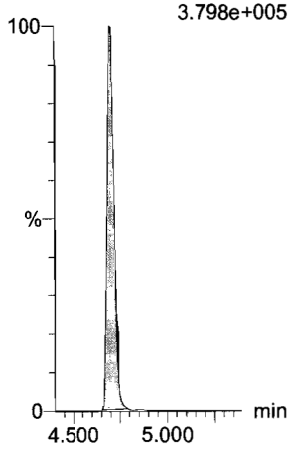

13C4-PFOS
F30:MRM of 1 channel,ES-
503 > 79.9
1.001e+005

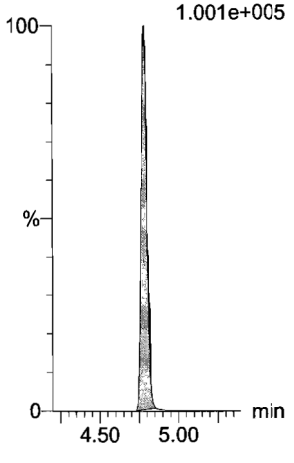

Dataset: U:\Q4.PRO\results\171203M1\171203M1-CRV.qld

Last Altered: Monday, December 04, 2017 13:28:07 Pacific Standard Time
Printed: Monday, December 04, 2017 13:31:40 Pacific Standard Time

Name: 171203M1_6, Date: 03-Dec-2017, Time: 14:56:33, ID: ST171203M1-5 PFC CS2 17K2809, Description: PFC CS2 17K2809

13C6-PFDA

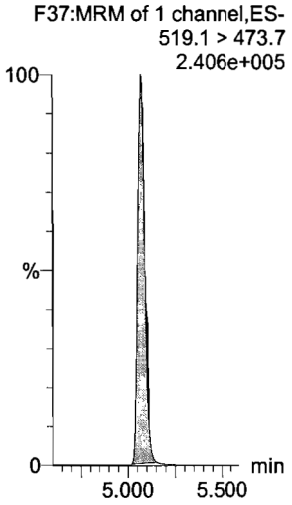

13C7-PFUdA

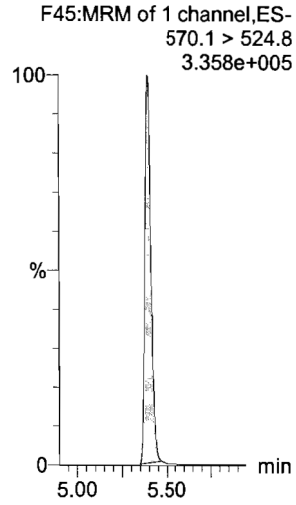

Dataset: U:\Q4.PRO\results\171203M1\171203M1-CRV.qld

Last Altered: Monday, December 04, 2017 13:28:07 Pacific Standard Time
Printed: Monday, December 04, 2017 13:31:40 Pacific Standard Time

Name: 171203M1_7, Date: 03-Dec-2017, Time: 15:07:44, ID: ST171203M1-6 PFC CS3 17K2810, Description: PFC CS3 17K2810

PFBA
F1:MRM of 1 channel,ES-
213.0 > 168.8
1.358e+005

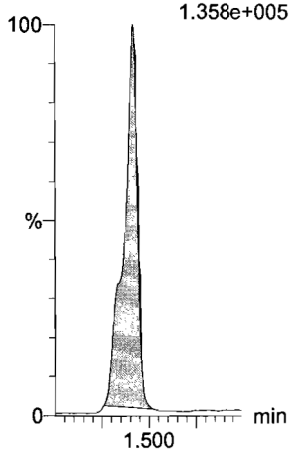

PFPeA
F4:MRM of 1 channel,ES-
263.1 > 218.9
2.833e+005

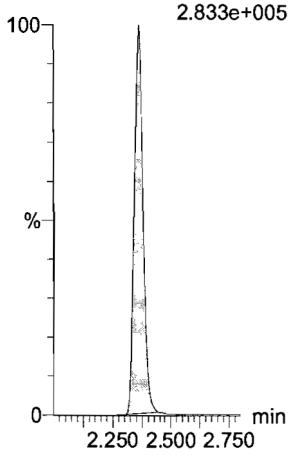

PFBS
F6:MRM of 2 channels,ES-
299.0 > 79.7
7.417e+004

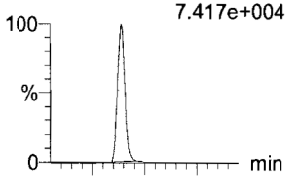

F6:MRM of 2 channels,ES-
299.0 > 99.0
3.250e+004

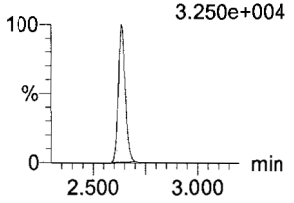

PFHxA
F8:MRM of 2 channels,ES-
313.2 > 268.9
4.832e+005

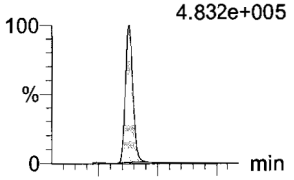

F8:MRM of 2 channels,ES-
313.2 > 119
2.207e+003

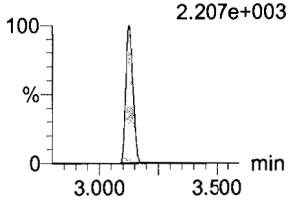

PFHpA
F13:MRM of 2 channels,ES-
363.0 > 318.9
4.128e+005

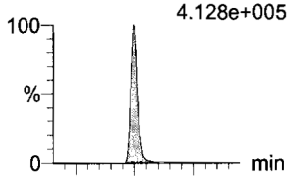

F13:MRM of 2 channels,ES-
363.0 > 169.0
1.995e+004

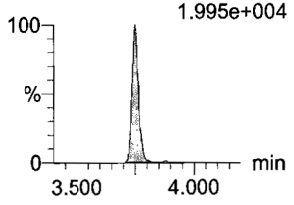

L-PFHxS
F15:MRM of 2 channels,ES-
398.9 > 79.6
6.738e+004

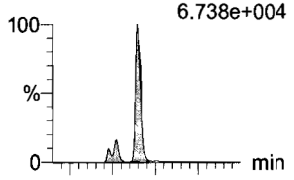

F15:MRM of 2 channels,ES-
398.9 > 99.0
3.643e+004

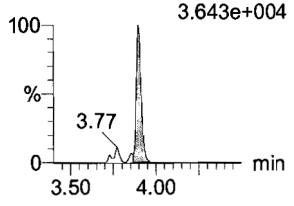

13C3-PFBA
F2:MRM of 1 channel,ES-
216.1 > 171.8
1.402e+005

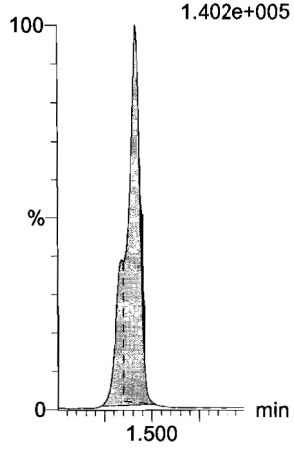

13C3-PFPeA
F5:MRM of 1 channel,ES-
266. > 221.8
3.249e+005

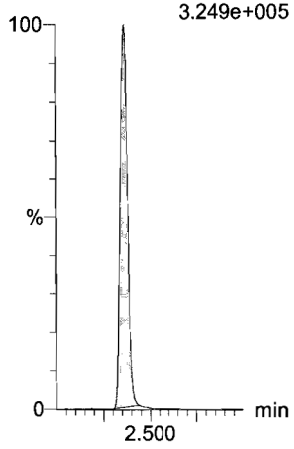

13C3-PFBS
F7:MRM of 1 channel,ES-
302. > 98.8
4.726e+004

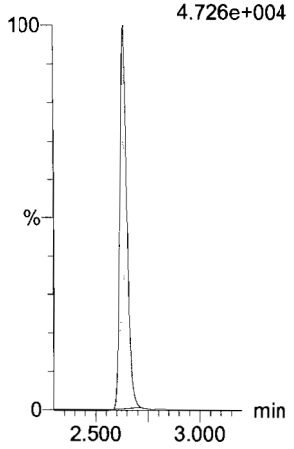

13C2-PFHxA
F9:MRM of 1 channel,ES-
315 > 269.8
1.698e+005

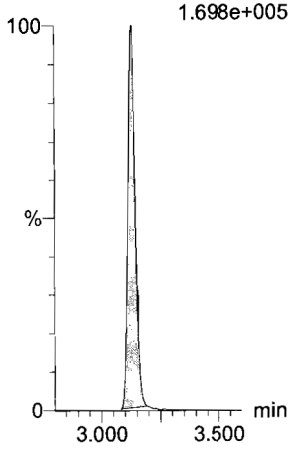

13C4-PFHpA
F14:MRM of 1 channel,ES-
367.2 > 321.8
3.801e+005

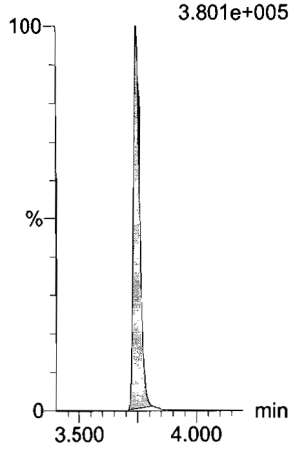

18O2-PFHxS
F17:MRM of 1 channel,ES-
403.0 > 102.6
4.276e+004

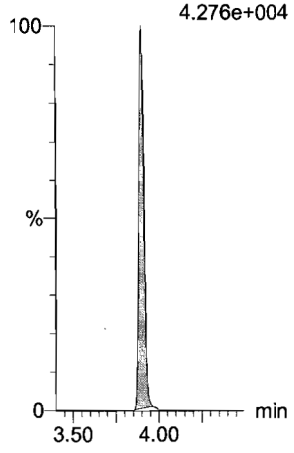

Dataset: U:\Q4.PRO\results\171203M1\171203M1-CRV.qld

Last Altered: Monday, December 04, 2017 13:28:07 Pacific Standard Time
Printed: Monday, December 04, 2017 13:31:40 Pacific Standard Time

Name: 171203M1_7, Date: 03-Dec-2017, Time: 15:07:44, ID: ST171203M1-6 PFC CS3 17K2810, Description: PFC CS3 17K2810

6:2 FTS

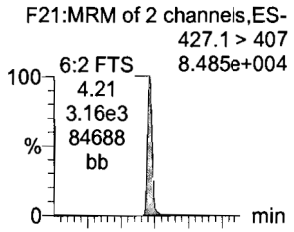

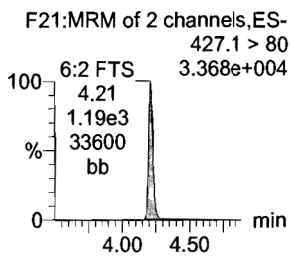

L-PFOA

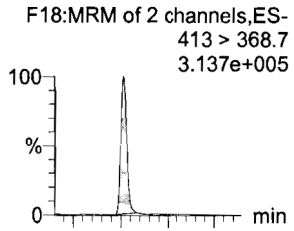

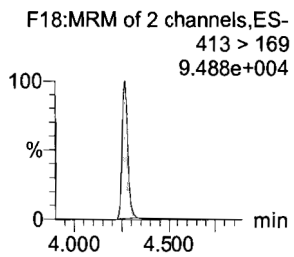

PFHpS

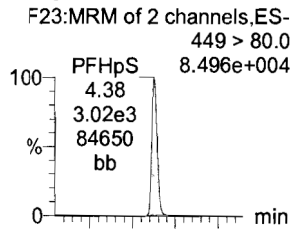

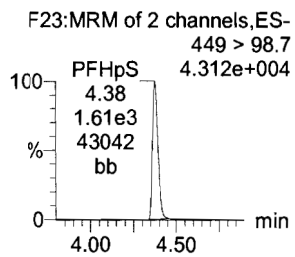

PFNA

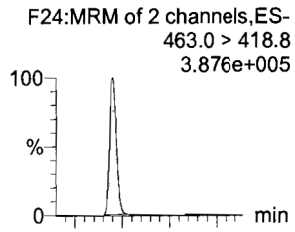

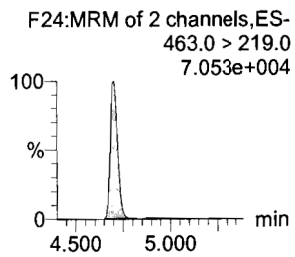

PFOSA

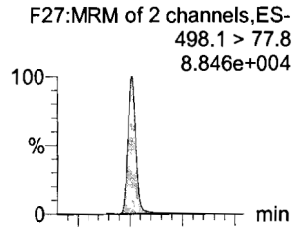

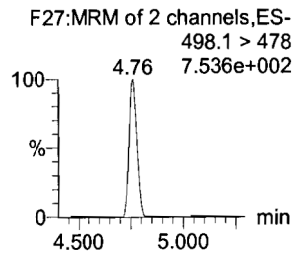

L-PFOS

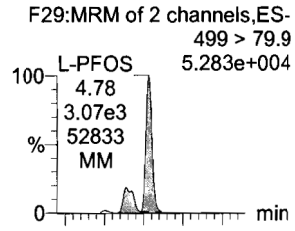

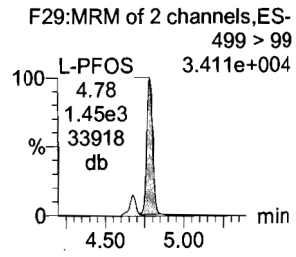

13C2-6:2 FTS



13C2-PFOA

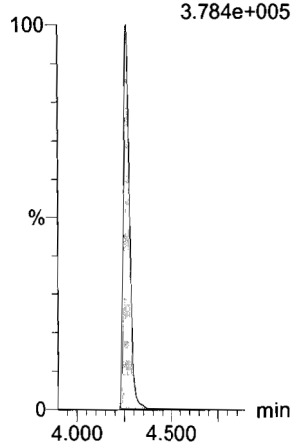

13C3-PFBS

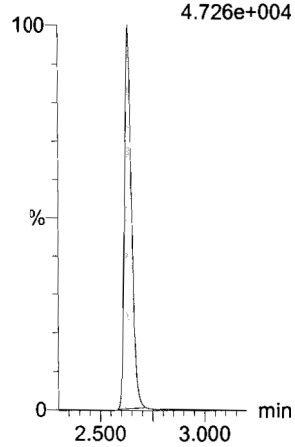

13C5-PFNA

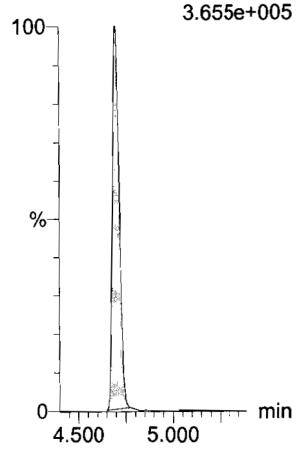

13C8-PFOSA

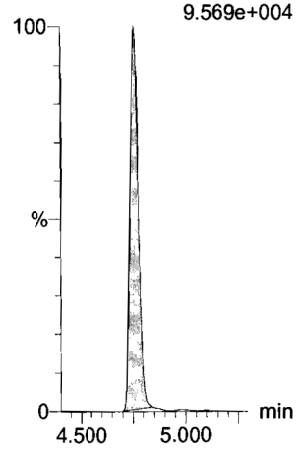

13C8-PFOS

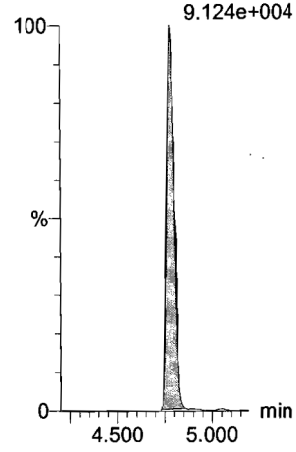

Dataset: U:\Q4.PRO\results\171203M1\171203M1-CRV.qld

Last Altered: Monday, December 04, 2017 13:28:07 Pacific Standard Time
Printed: Monday, December 04, 2017 13:31:40 Pacific Standard Time

Name: 171203M1_7, Date: 03-Dec-2017, Time: 15:07:44, ID: ST171203M1-6 PFC CS3 17K2810, Description: PFC CS3 17K2810

PFDA

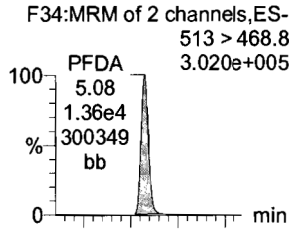

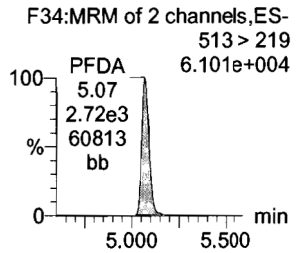

8:2 FTS

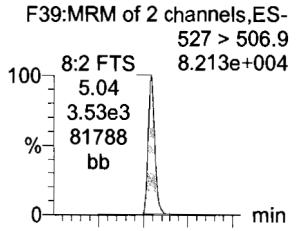

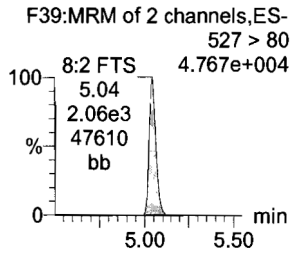

N-MeFOSAA

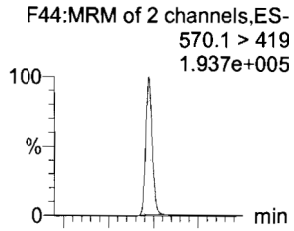

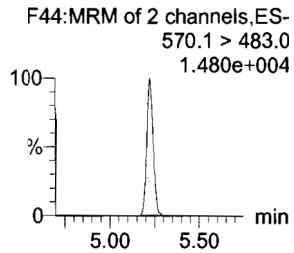

N-EtFOSAA

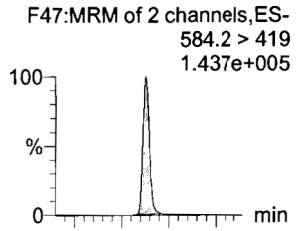

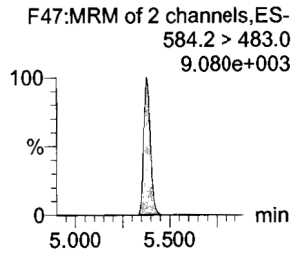

PFUdA

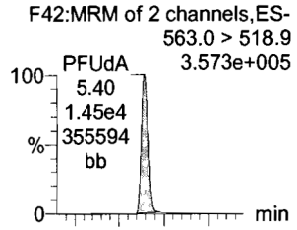

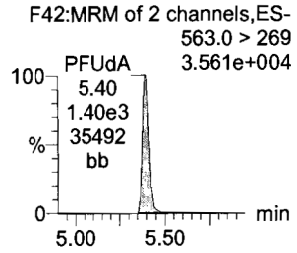

PFDS

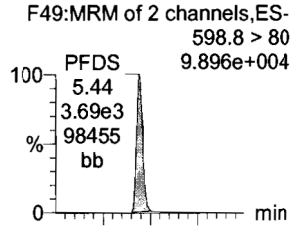

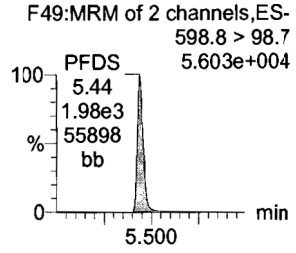

13C2-PFDA

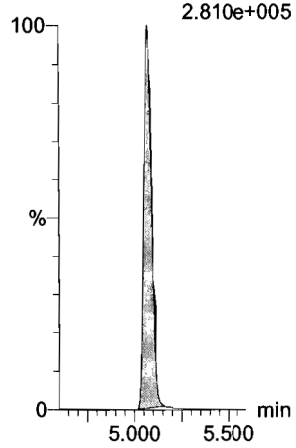

13C2-8:2 FTS

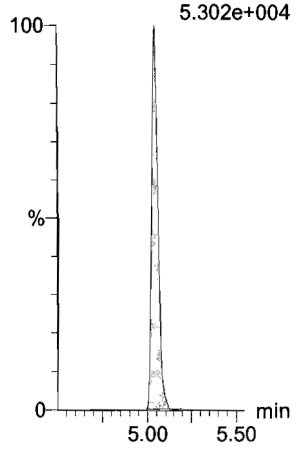

d3-N-MeFOSAA

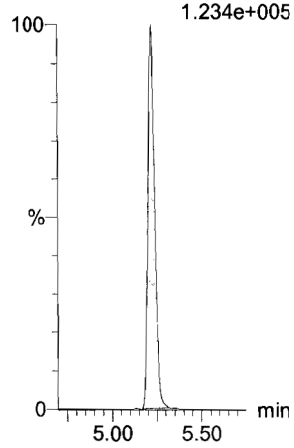

d5-N-EtFOSAA

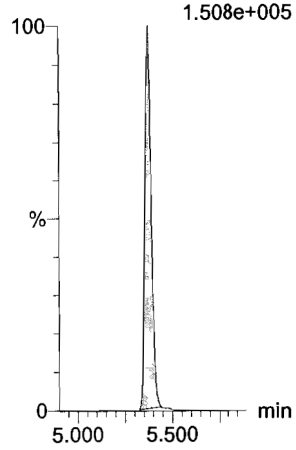

13C2-PFUdA

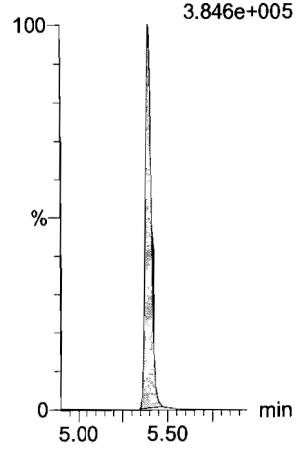

13C2-PFUdA

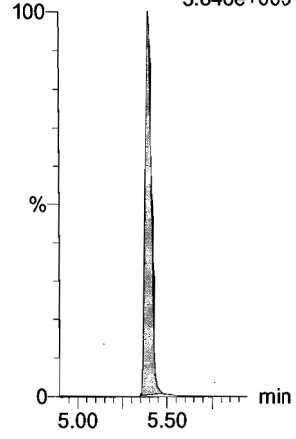

Dataset: U:\Q4.PRO\results\171203M1\171203M1-CRV.qld

Last Altered: Monday, December 04, 2017 13:28:07 Pacific Standard Time
Printed: Monday, December 04, 2017 13:31:40 Pacific Standard Time

Name: 171203M1_7, Date: 03-Dec-2017, Time: 15:07:44, ID: ST171203M1-6 PFC CS3 17K2810, Description: PFC CS3 17K2810

PFDoA

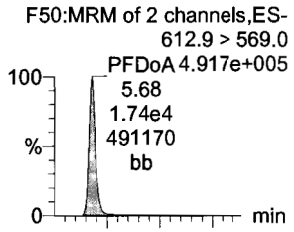

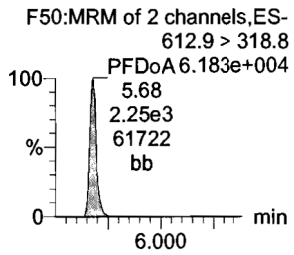

N-MeFOSA

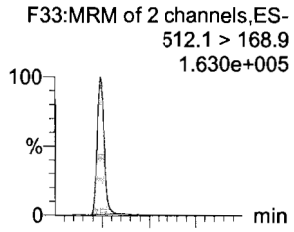

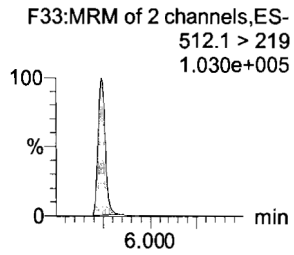

PFTrDA

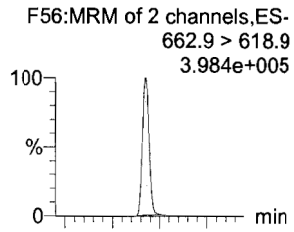

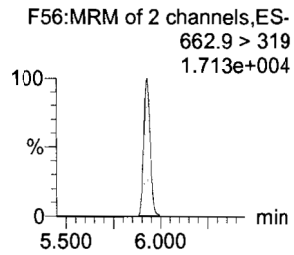

PFTeDA

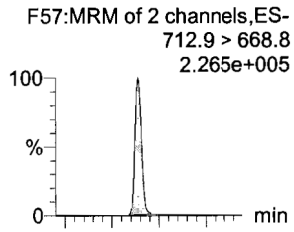

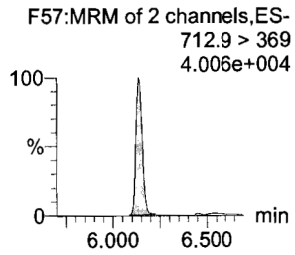

N-EtFOSA

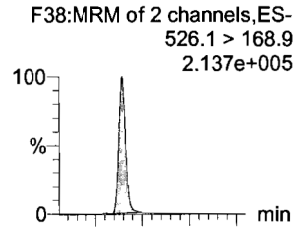

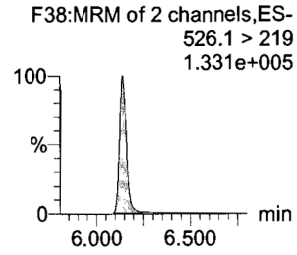

PFHxDA

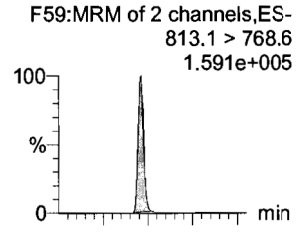

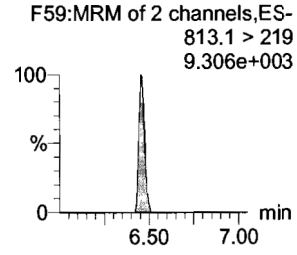

13C2-PFDoA



d3-N-MeFOSA

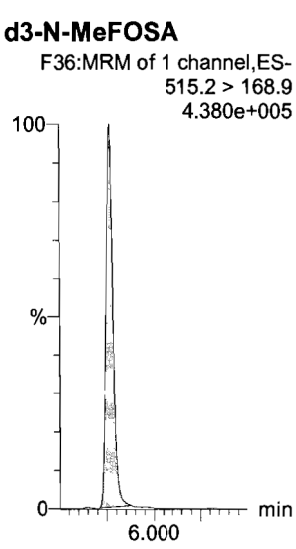

13C2-PFTeDA

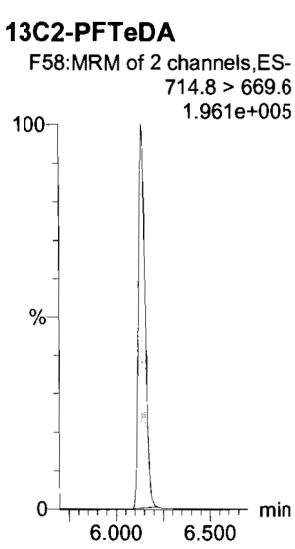

13C2-PFTeDA

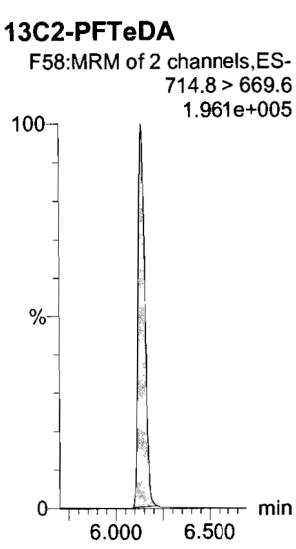

d5-N-ETFOSA

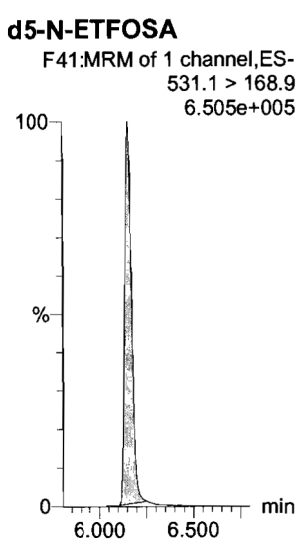

13C2-PFHxDA

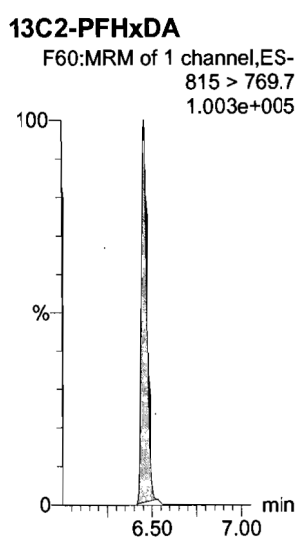

Dataset: U:\Q4.PRO\results\171203M1\171203M1-CRV.qld

Last Altered: Monday, December 04, 2017 13:28:07 Pacific Standard Time
Printed: Monday, December 04, 2017 13:31:40 Pacific Standard Time

Name: 171203M1_7, Date: 03-Dec-2017, Time: 15:07:44, ID: ST171203M1-6 PFC CS3 17K2810, Description: PFC CS3 17K2810

PFODA
F61:MRM of 1 channel,ES-
913.1 > 868.8
1.984e+005

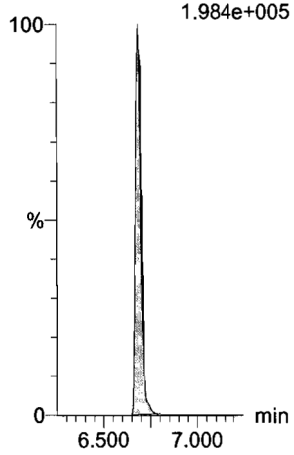

N-MeFOSE
F52:MRM of 1 channel,ES-
616.1 > 58.9
1.988e+005

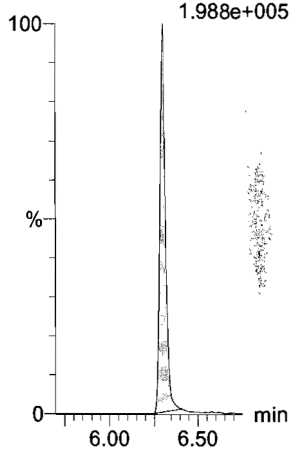

N-EtFOSE
F54:MRM of 1 channel,ES-
630.1 > 58.9
2.716e+005

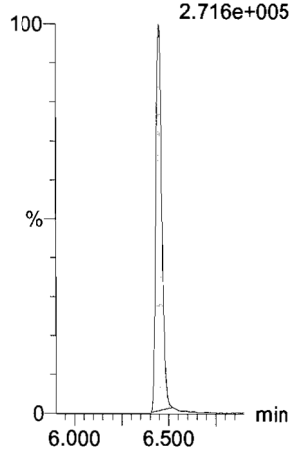

13C4-PFBA
F3:MRM of 1 channel,ES-
217. > 171.8
1.582e+005

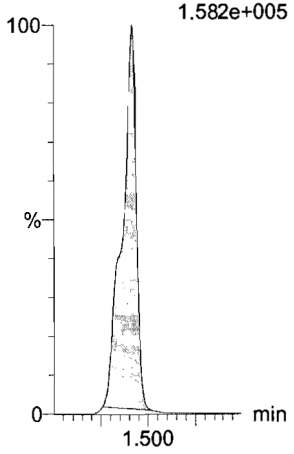

13C5-PFHxA
F10:MRM of 1 channel,ES-
318 > 272.9
5.543e+005

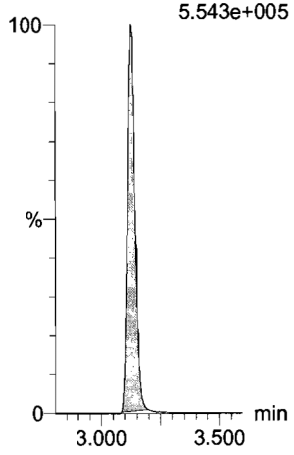

13C3-PFHxS
F16:MRM of 1 channel,ES-
401.9 > 79.9
1.226e+005

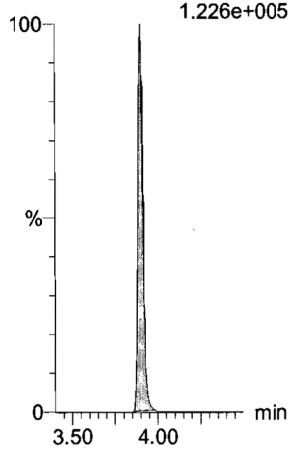

13C2-PFHxDA
F60:MRM of 1 channel,ES-
815 > 769.7
1.003e+005

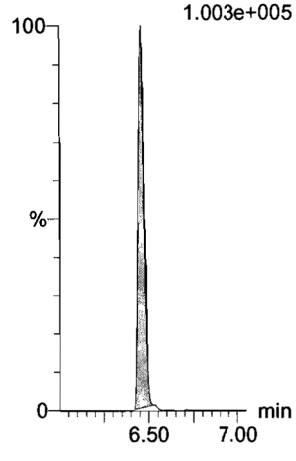

d7-N-MeFOSE
F53:MRM of 1 channel,ES-
623.1 > 58.9
5.701e+005

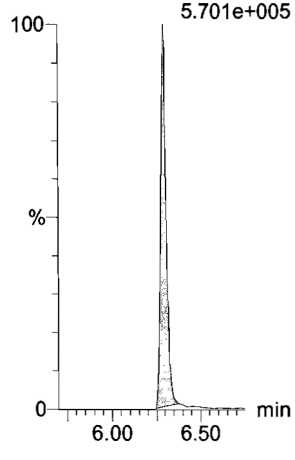

d9-N-EtFOSE
F55:MRM of 1 channel,ES-
639.2 > 58.8
5.840e+005

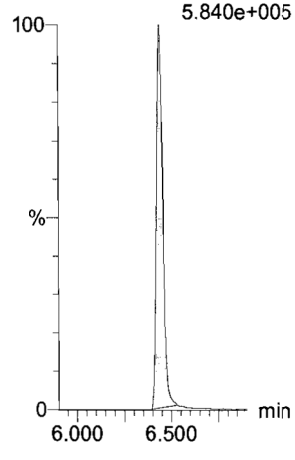

13C8-PFOA
F20:MRM of 1 channel,ES-
421.3 > 376
4.080e+005

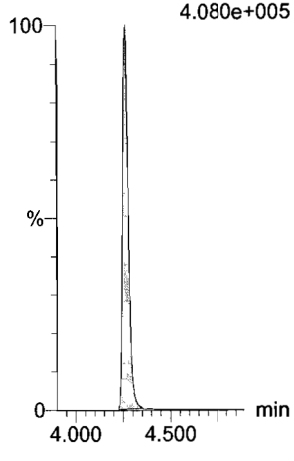

13C9-PFNA
F26:MRM of 1 channel,ES-
472.2 > 426.9
3.755e+005

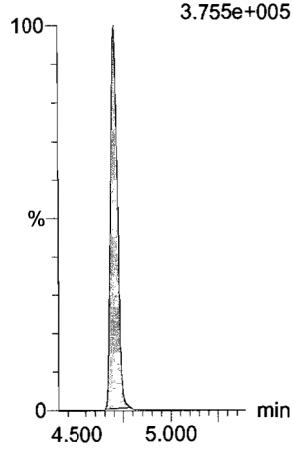

13C4-PFOS
F30:MRM of 1 channel,ES-
503 > 79.9
9.285e+004

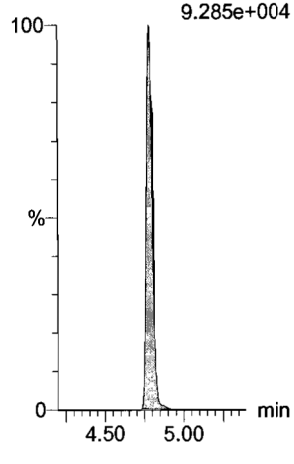

Dataset: U:\Q4.PRO\results\171203M1\171203M1-CRV.qld

Last Altered: Monday, December 04, 2017 13:28:07 Pacific Standard Time
Printed: Monday, December 04, 2017 13:31:40 Pacific Standard Time

Name: 171203M1_7, Date: 03-Dec-2017, Time: 15:07:44, ID: ST171203M1-6 PFC CS3 17K2810, Description: PFC CS3 17K2810

13C6-PFDA

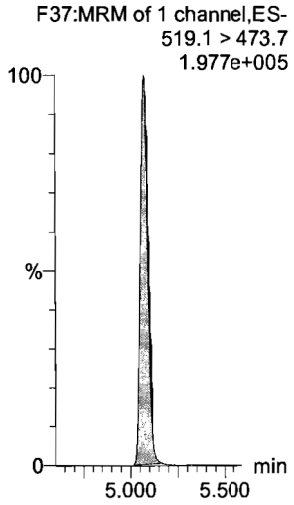

13C7-PFUdA

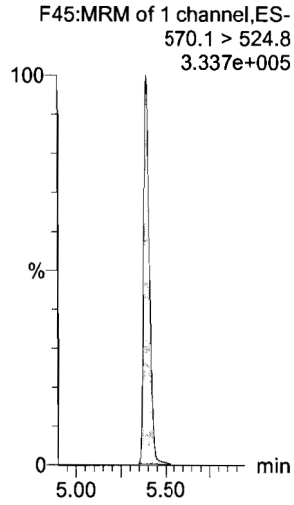

Dataset: U:\Q4.PRO\results\171203M1\171203M1-CRV.qld

Last Altered: Monday, December 04, 2017 13:28:07 Pacific Standard Time
Printed: Monday, December 04, 2017 13:31:40 Pacific Standard Time

Name: 171203M1_8, Date: 03-Dec-2017, Time: 15:18:55, ID: ST171203M1-7 PFC CS4 17K2811, Description: PFC CS4 17K2811

PFBA



PFPeA

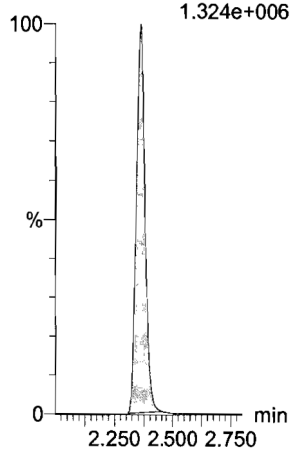

PFBS

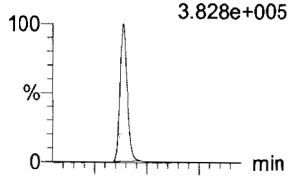

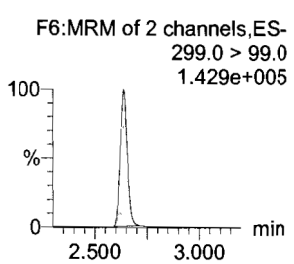

PFHxA

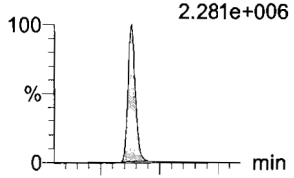

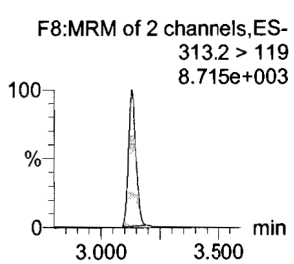

PFHpA

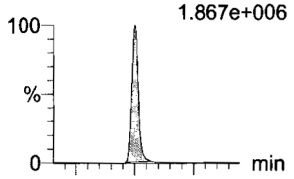

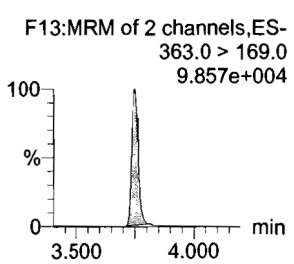

L-PFHxS

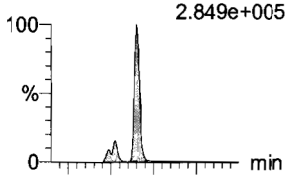

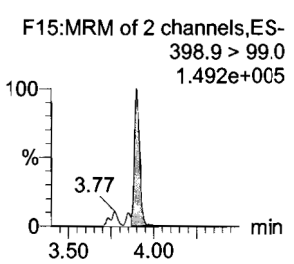

13C3-PFBA



13C3-PFPeA



13C3-PFBS

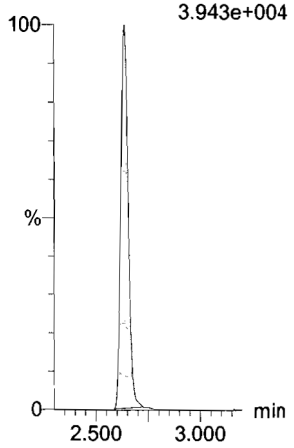

13C2-PFHxA

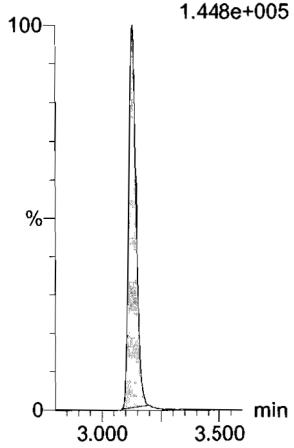

13C4-PFHpA

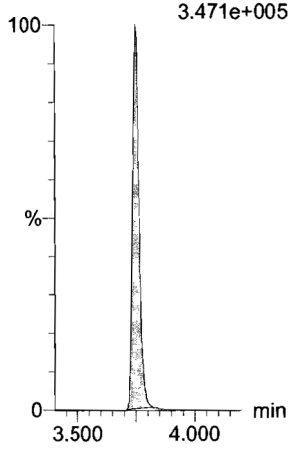

18O2-PFHxS

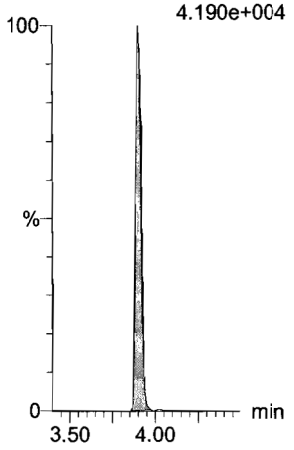

Dataset: U:\Q4.PRO\results\171203M1\171203M1-CRV.qld

Last Altered: Monday, December 04, 2017 13:28:07 Pacific Standard Time
Printed: Monday, December 04, 2017 13:31:40 Pacific Standard Time

Name: 171203M1_8, Date: 03-Dec-2017, Time: 15:18:55, ID: ST171203M1-7 PFC CS4 17K2811, Description: PFC CS4 17K2811

6:2 FTS

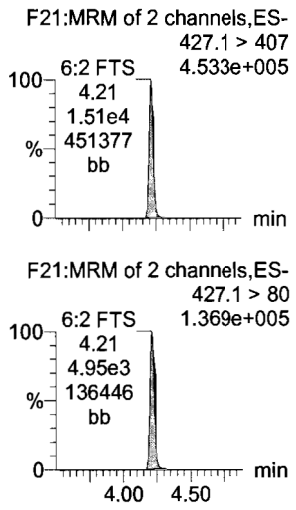

L-PFOA

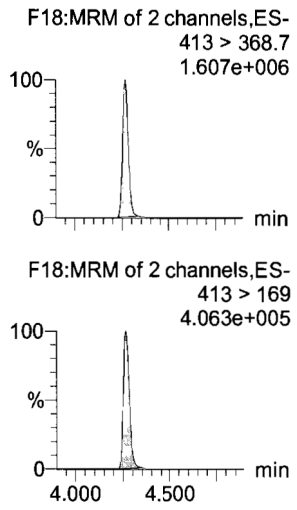

PFHpS

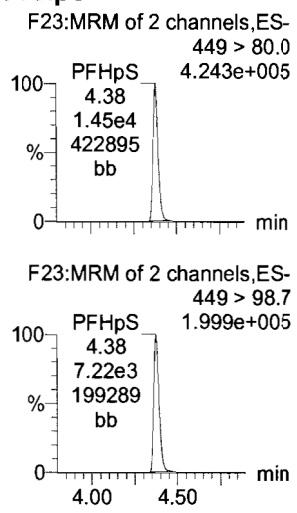

PFNA

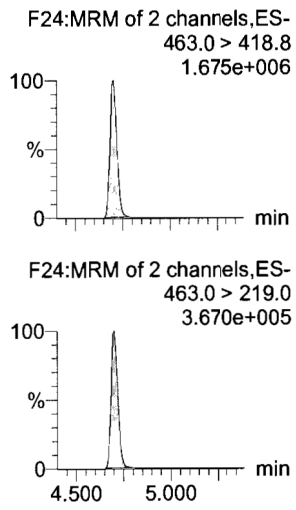

PFOSA

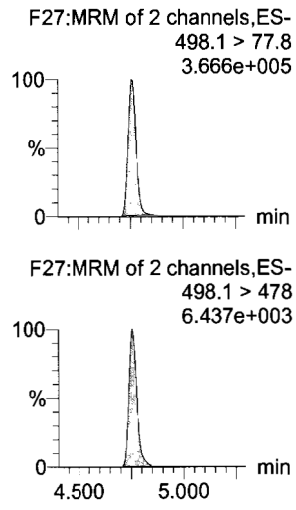

L-PFOS

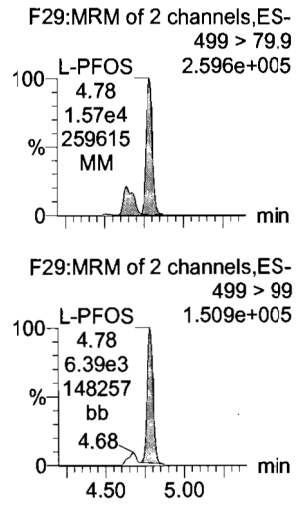

13C2-6:2 FTS

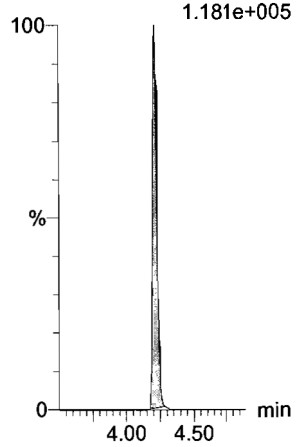

13C2-PFOA

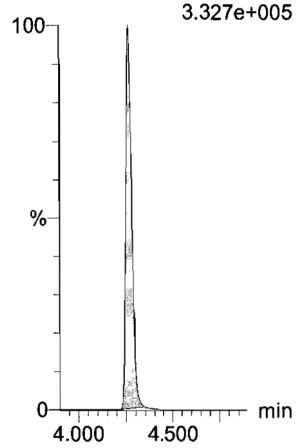

13C3-PFBS

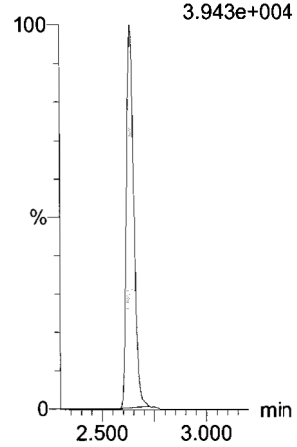

13C5-PFNA

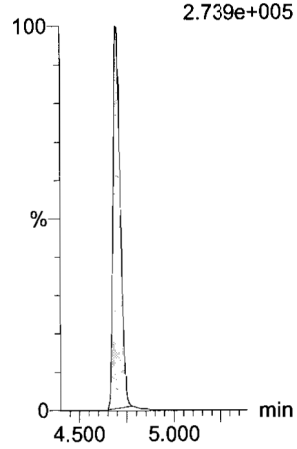

13C8-PFOSA

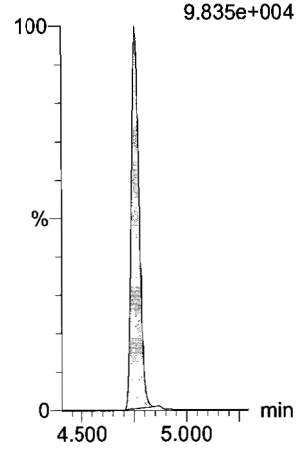

13C8-PFOS

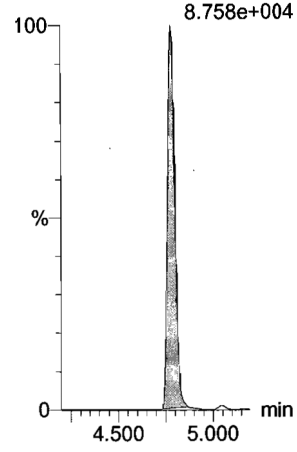

Dataset: U:\Q4.PRO\results\171203M1\171203M1-CRV.qld

Last Altered: Monday, December 04, 2017 13:28:07 Pacific Standard Time
Printed: Monday, December 04, 2017 13:31:40 Pacific Standard Time

Name: 171203M1_8, Date: 03-Dec-2017, Time: 15:18:55, ID: ST171203M1-7 PFC CS4 17K2811, Description: PFC CS4 17K2811

PFDA

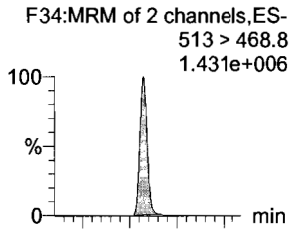

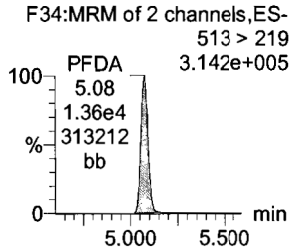

8:2 FTS

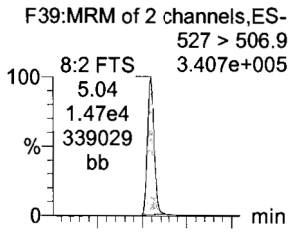

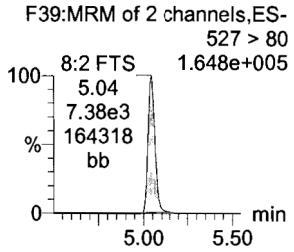

N-MeFOSAA

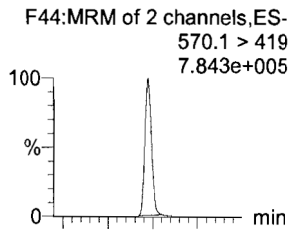

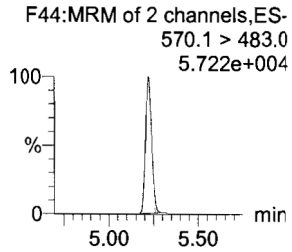

N-EtFOSAA

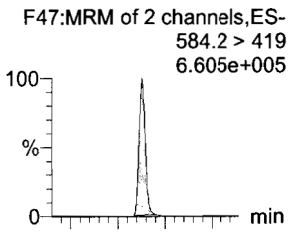

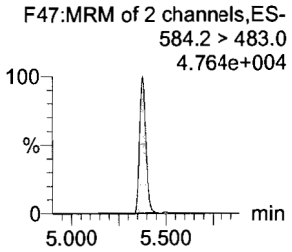

PFUdA

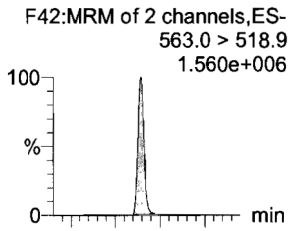

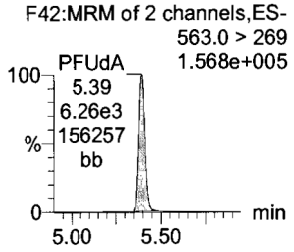

PFDS

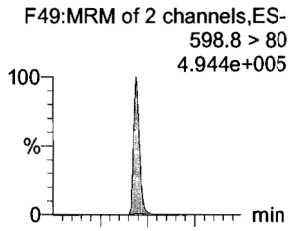

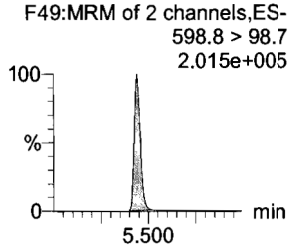

13C2-PFDA

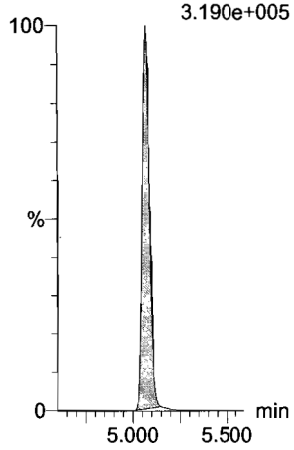

13C2-8:2 FTS

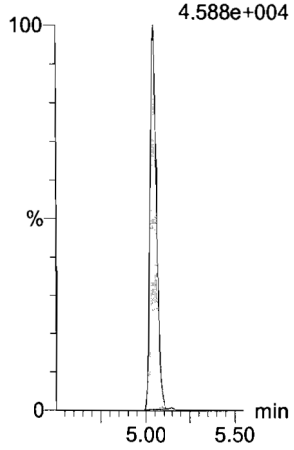

d3-N-MeFOSAA

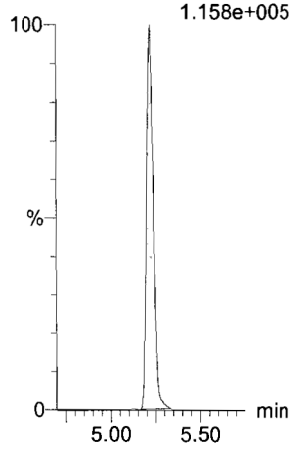

d5-N-EtFOSAA

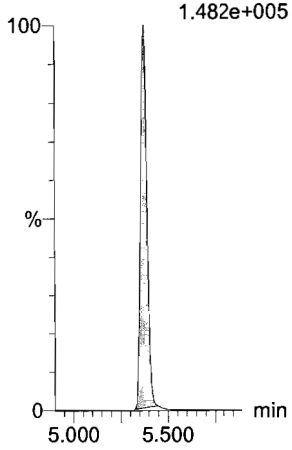

13C2-PFUdA

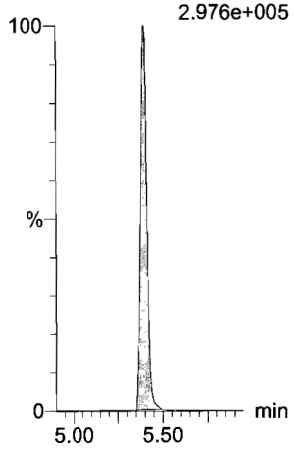

13C2-PFUdA

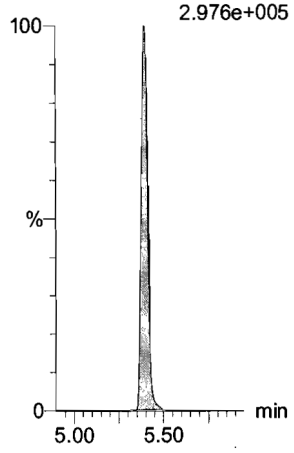

Dataset: U:\Q4.PRO\results\171203M1\171203M1-CRV.qld

Last Altered: Monday, December 04, 2017 13:28:07 Pacific Standard Time
Printed: Monday, December 04, 2017 13:31:40 Pacific Standard Time

Name: 171203M1_8, Date: 03-Dec-2017, Time: 15:18:55, ID: ST171203M1-7 PFC CS4 17K2811, Description: PFC CS4 17K2811

PFDoA

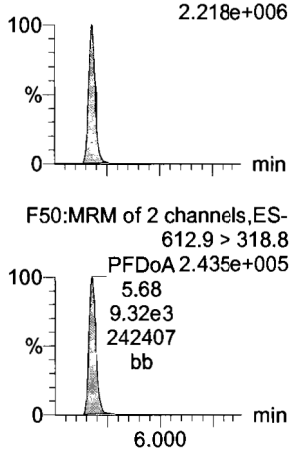

N-MeFOSA

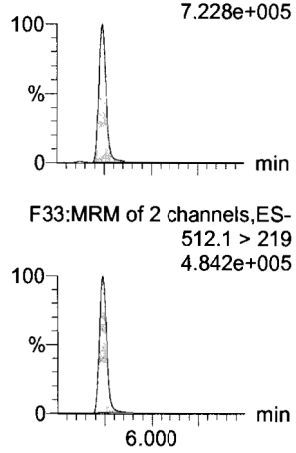

PFTrDA

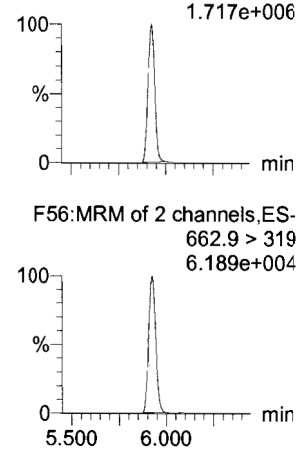

PFTeDA

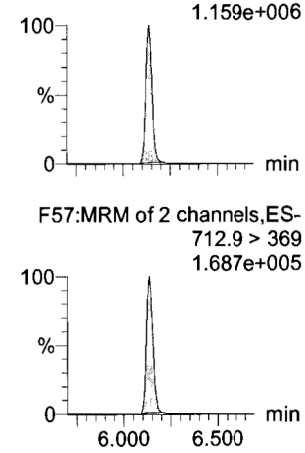

N-EtFOSA

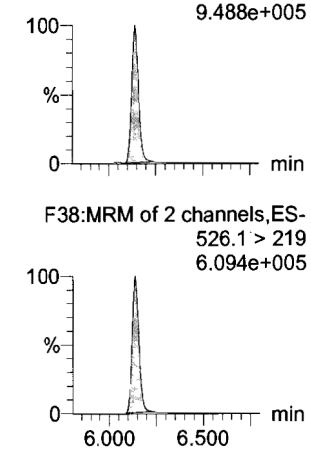

PFHxDA

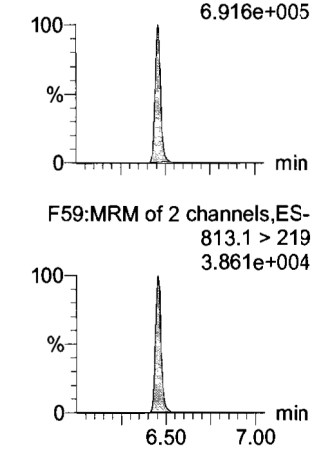

13C2-PFDoA

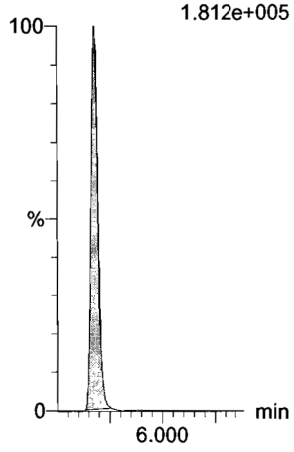

d3-N-MeFOSA

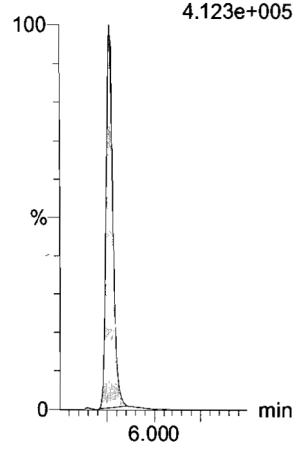

13C2-PFTeDA

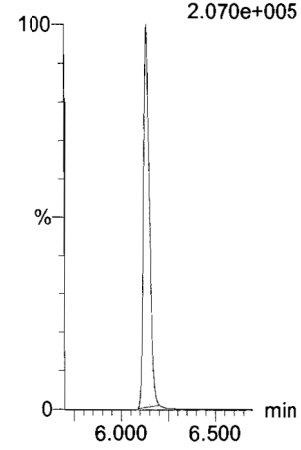

13C2-PFTeDA

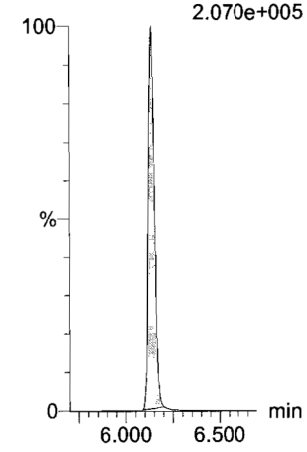

d5-N-ETFOSA

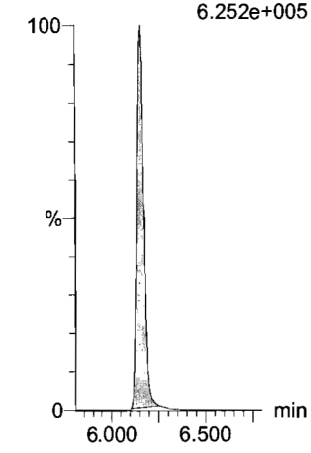

13C2-PFHxDA

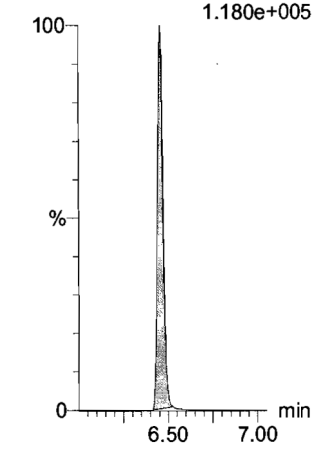

Dataset: U:\Q4.PRO\results\171203M1\171203M1-CRV.qld

Last Altered: Monday, December 04, 2017 13:28:07 Pacific Standard Time
Printed: Monday, December 04, 2017 13:31:40 Pacific Standard Time

Name: 171203M1_8, Date: 03-Dec-2017, Time: 15:18:55, ID: ST171203M1-7 PFC CS4 17K2811, Description: PFC CS4 17K2811

PFODA
F61:MRM of 1 channel,ES-
913.1 > 868.8
8.946e+005

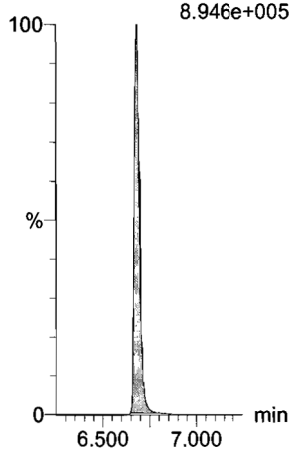

N-MeFOSE
F52:MRM of 1 channel,ES-
616.1 > 58.9
9.743e+005

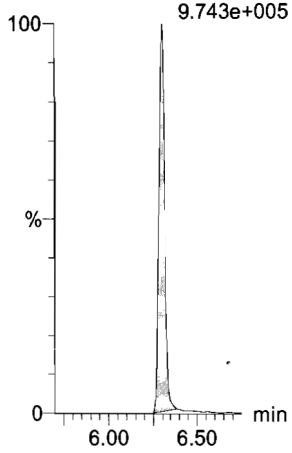

N-EtFOSE
F54:MRM of 1 channel,ES-
630.1 > 58.9
1.187e+006

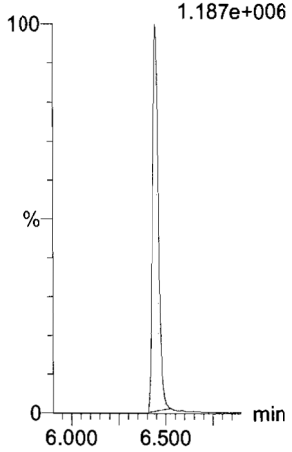

13C4-PFBA
F3:MRM of 1 channel,ES-
217. > 171.8
1.433e+005



13C5-PFHxA
F10:MRM of 1 channel,ES-
318 > 272.9
4.972e+005

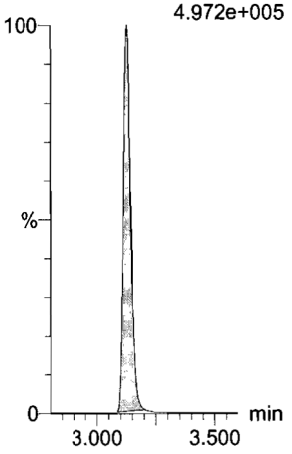

13C3-PFHxS
F16:MRM of 1 channel,ES-
401.9 > 79.9
9.835e+004

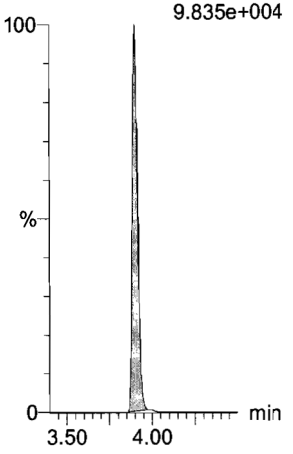

13C2-PFHxDA
F60:MRM of 1 channel,ES-
815 > 769.7
1.180e+005



d7-N-MeFOSE
F53:MRM of 1 channel,ES-
623.1 > 58.9
5.263e+005

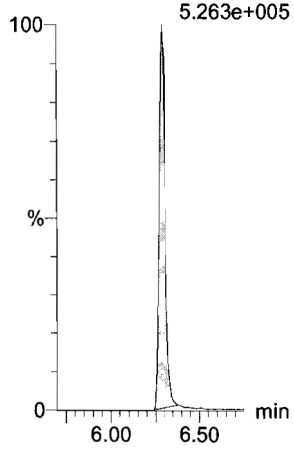

d9-N-EtFOSE
F55:MRM of 1 channel,ES-
639.2 > 58.8
5.238e+005

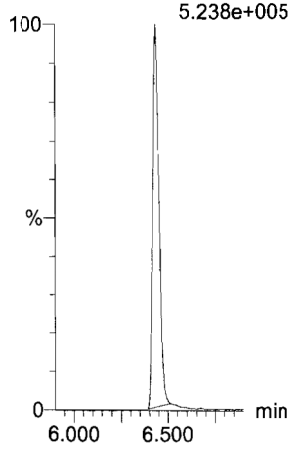

13C8-PFOA
F20:MRM of 1 channel,ES-
421.3 > 376
3.094e+005

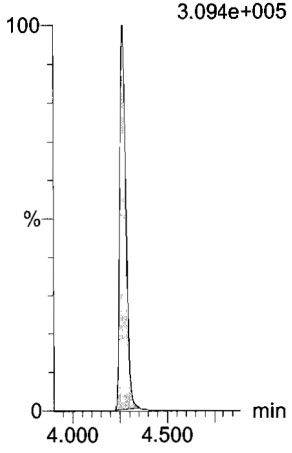

13C9-PFNA
F26:MRM of 1 channel,ES-
472.2 > 426.9
3.518e+005

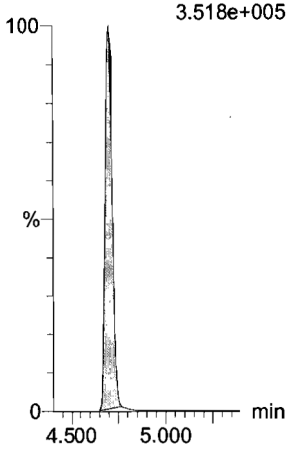

13C4-PFOS
F30:MRM of 1 channel,ES-
503 > 79.9
9.487e+004

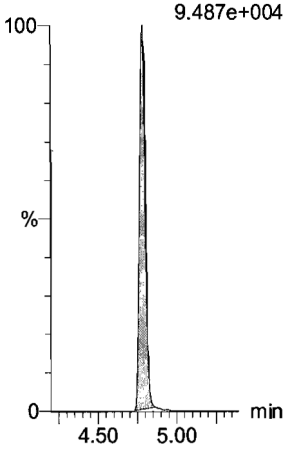

Dataset: U:\Q4.PRO\results\171203M1\171203M1-CRV.qld

Last Altered: Monday, December 04, 2017 13:28:07 Pacific Standard Time
Printed: Monday, December 04, 2017 13:31:40 Pacific Standard Time

Name: 171203M1_8, Date: 03-Dec-2017, Time: 15:18:55, ID: ST171203M1-7 PFC CS4 17K2811, Description: PFC CS4 17K2811

13C6-PFDA

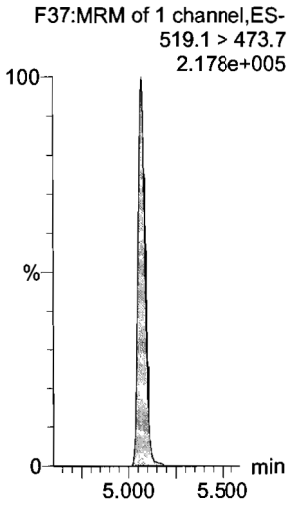

13C7-PFUdA

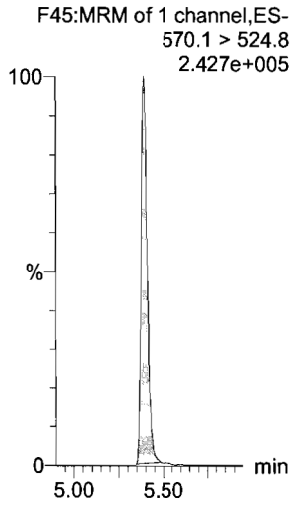

Dataset: U:\Q4.PRO\results\171203M1\171203M1-CRV.qld

Last Altered: Monday, December 04, 2017 13:28:07 Pacific Standard Time
Printed: Monday, December 04, 2017 13:31:40 Pacific Standard Time

Name: 171203M1_9, Date: 03-Dec-2017, Time: 15:30:06, ID: ST171203M1-8 PFC CS5 17K2812, Description: PFC CS5 17K2812

PFBA

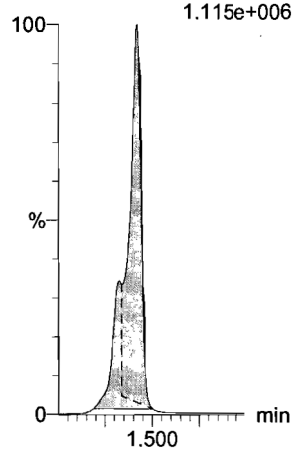

PFPeA

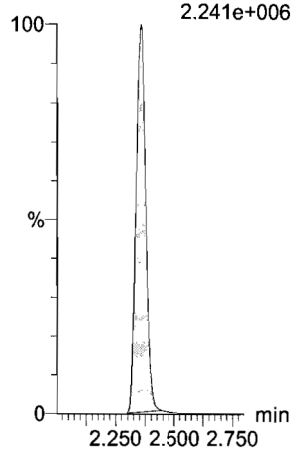

PFBS

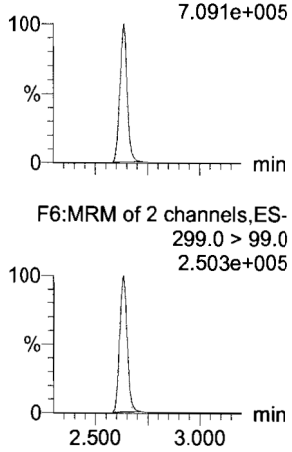

PFHxA

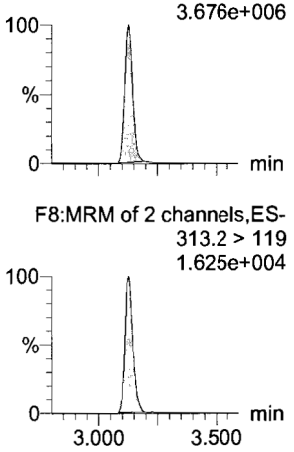

PFHpA

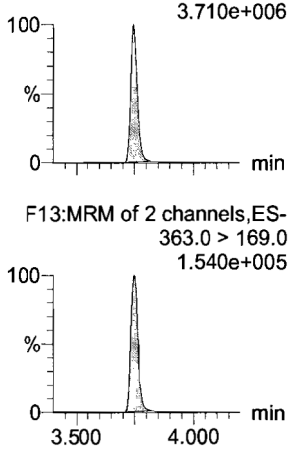

L-PFHxS

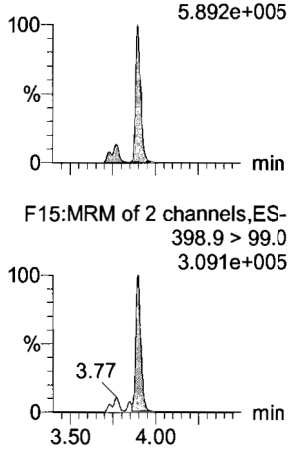

13C3-PFBA

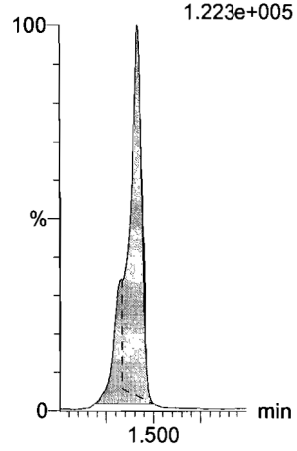

13C3-PFPeA

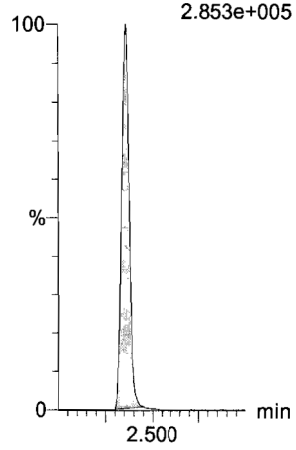

13C3-PFBS

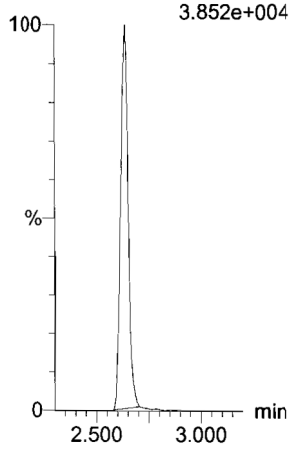

13C2-PFHxA

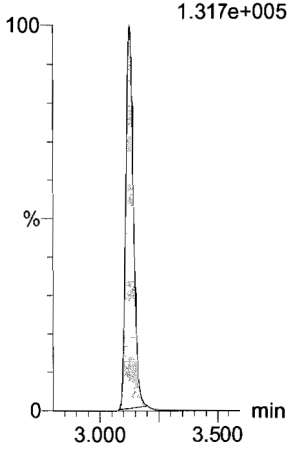

13C4-PFHpA

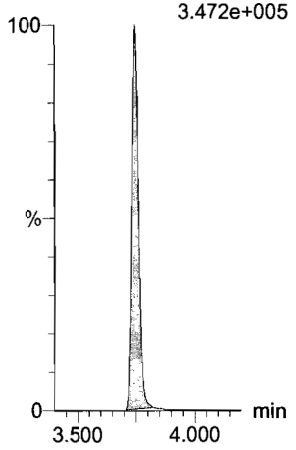

18O2-PFHxS

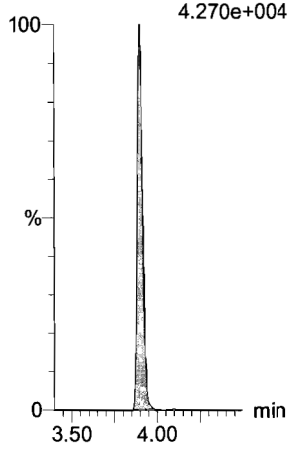

Dataset: U:\Q4.PRO\results\171203M1\171203M1-CRV.qld

Last Altered: Monday, December 04, 2017 13:28:07 Pacific Standard Time
Printed: Monday, December 04, 2017 13:31:40 Pacific Standard Time

Name: 171203M1_9, Date: 03-Dec-2017, Time: 15:30:06, ID: ST171203M1-8 PFC CS5 17K2812, Description: PFC CS5 17K2812

6:2 FTS

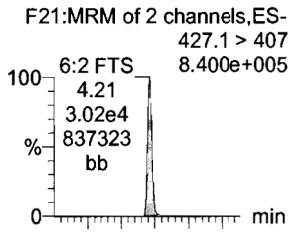

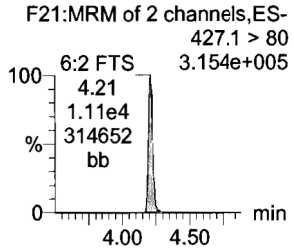

L-PFOA

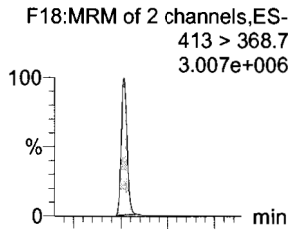

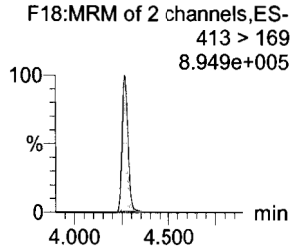

PFHpS

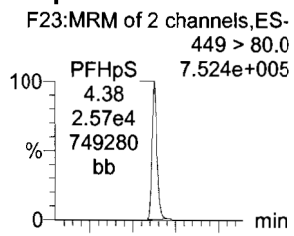

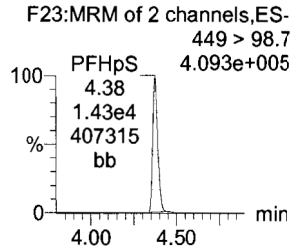

PFNA

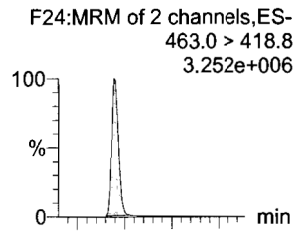

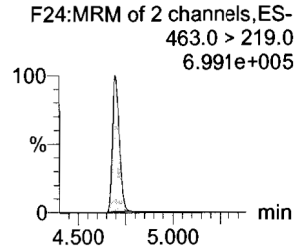

PFOSA

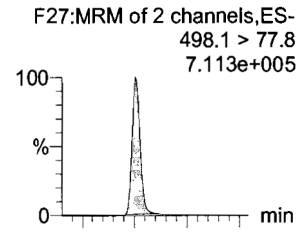

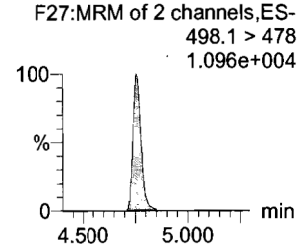

L-PFOS

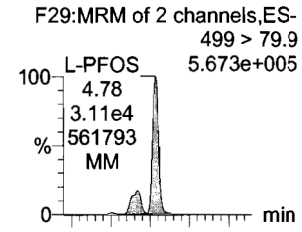

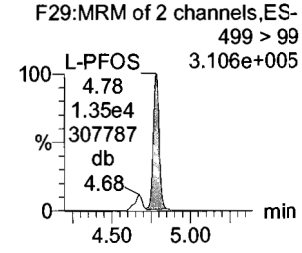

13C2-6:2 FTS

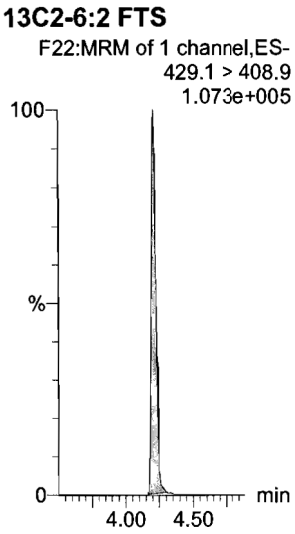

13C2-PFOA

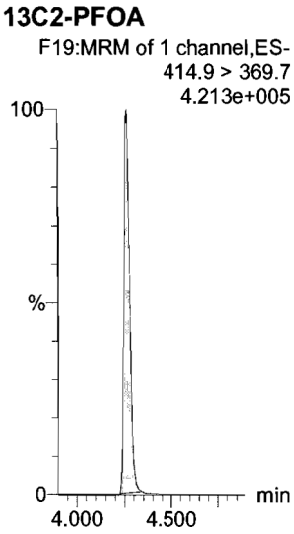

13C3-PFBS

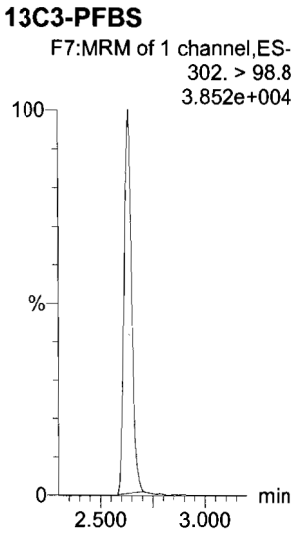

13C5-PFNA

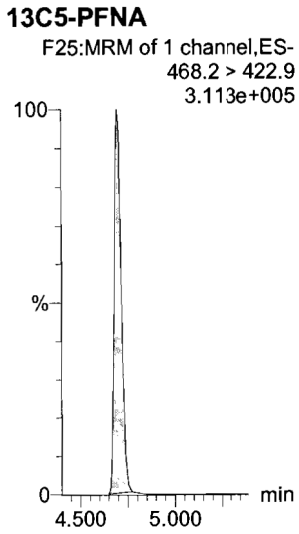

13C8-PFOSA



13C8-PFOS

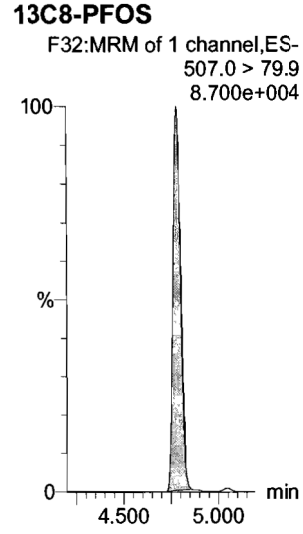

Dataset: U:\Q4.PRO\results\171203M1\171203M1-CRV.qld

Last Altered: Monday, December 04, 2017 13:28:07 Pacific Standard Time
Printed: Monday, December 04, 2017 13:31:40 Pacific Standard Time

Name: 171203M1_9, Date: 03-Dec-2017, Time: 15:30:06, ID: ST171203M1-8 PFC CS5 17K2812, Description: PFC CS5 17K2812

PFDA

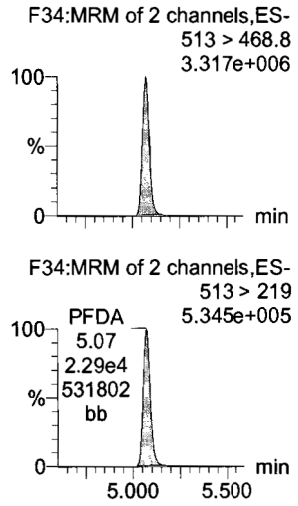

8:2 FTS

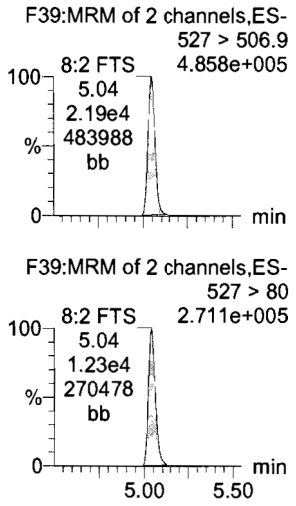

N-MeFOSAA

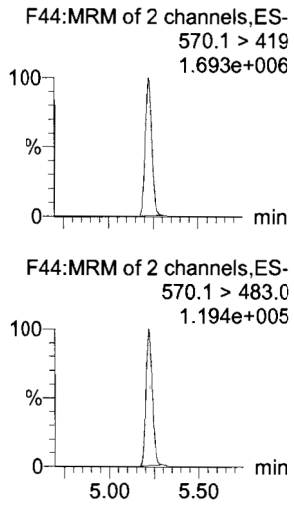

N-EtFOSAA

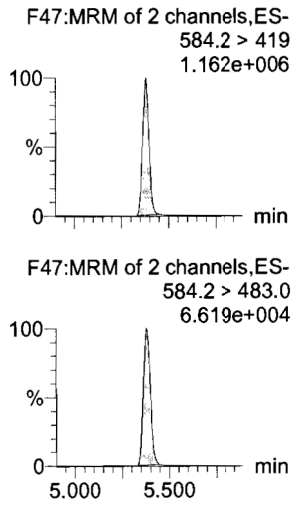

PFUdA

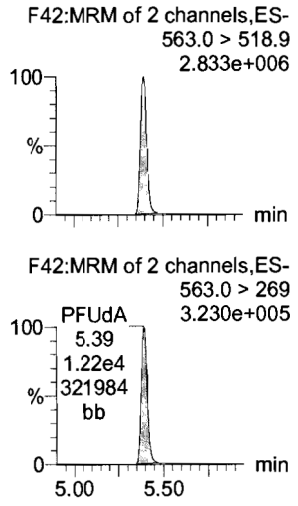

PFDS

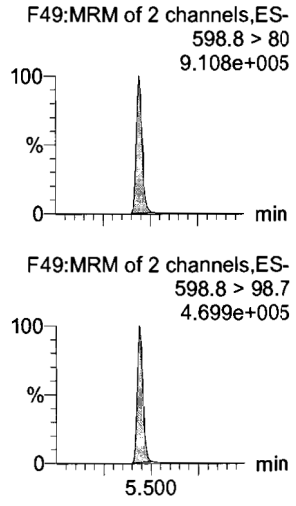

13C2-PFDA

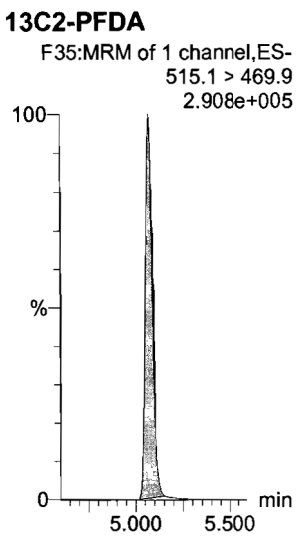

13C2-8:2 FTS

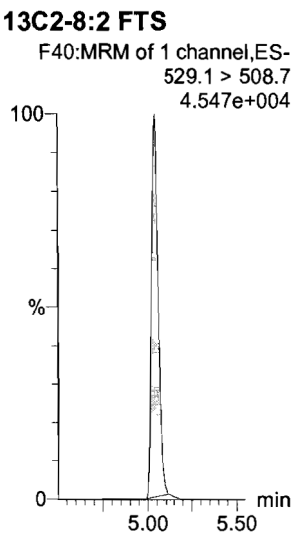

d3-N-MeFOSAA

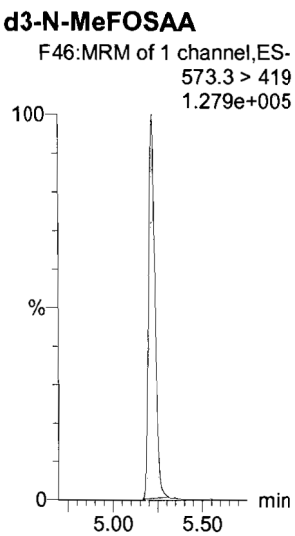

d5-N-EtFOSAA

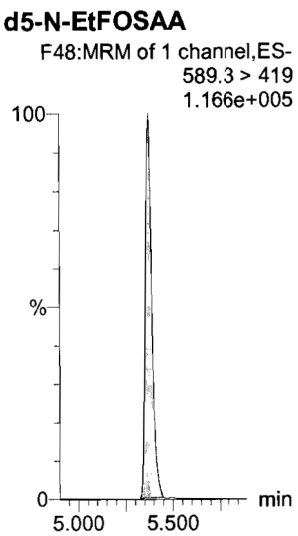

13C2-PFUdA

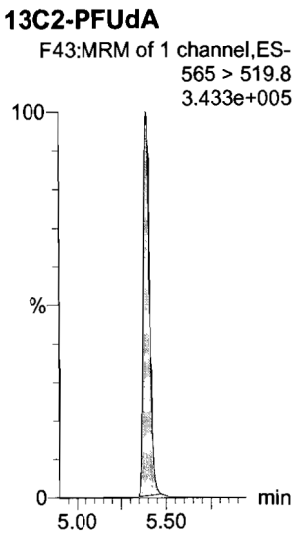

13C2-PFUdA

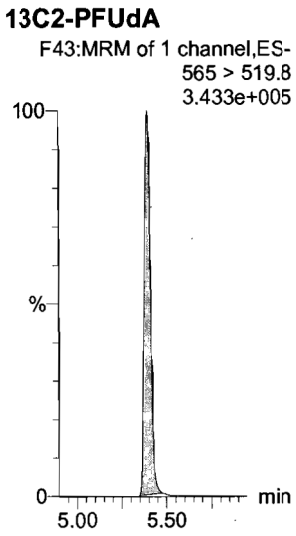

Dataset: U:\Q4.PRO\results\171203M1\171203M1-CRV.qld

Last Altered: Monday, December 04, 2017 13:28:07 Pacific Standard Time
Printed: Monday, December 04, 2017 13:31:40 Pacific Standard Time

Name: 171203M1_9, Date: 03-Dec-2017, Time: 15:30:06, ID: ST171203M1-8 PFC CS5 17K2812, Description: PFC CS5 17K2812

PFDoA

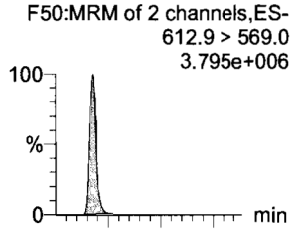

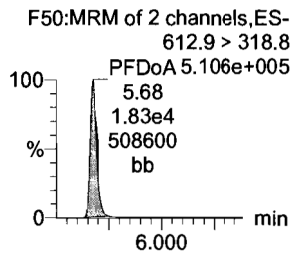

N-MeFOSA

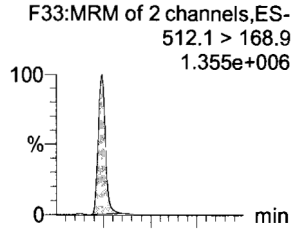

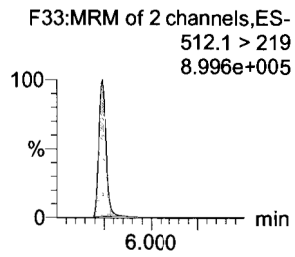

PFTrDA

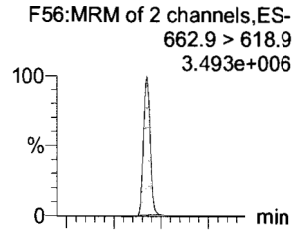

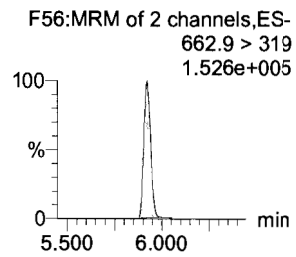

PFTeDA

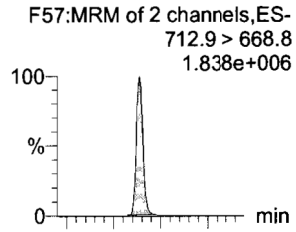

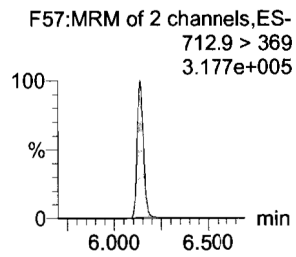

N-EtFOSA

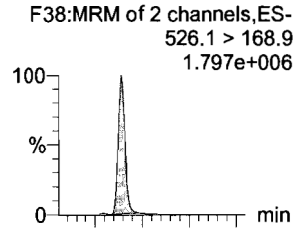

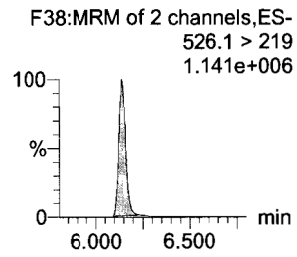

PFHxDA

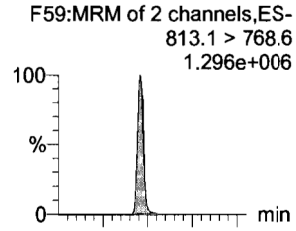

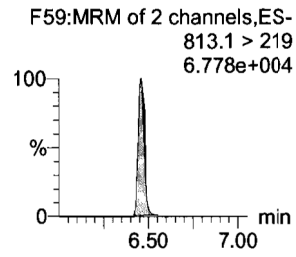

13C2-PFDoA



d3-N-MeFOSA



13C2-PFTeDA

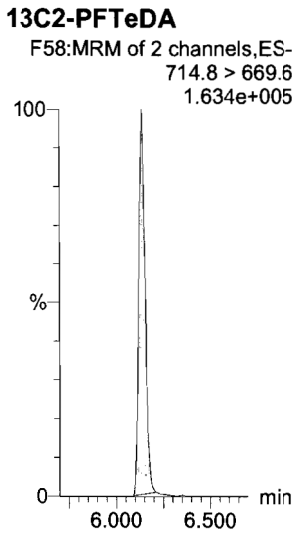

13C2-PFTeDA

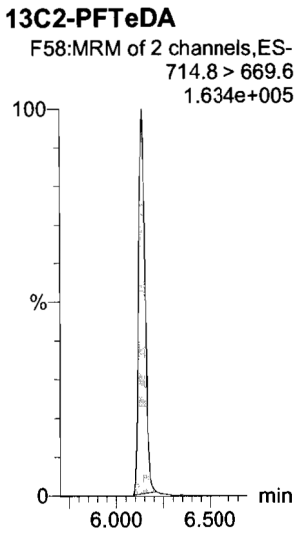

d5-N-ETFOSA

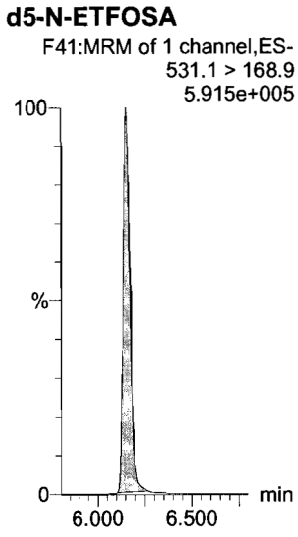

13C2-PFHxDA

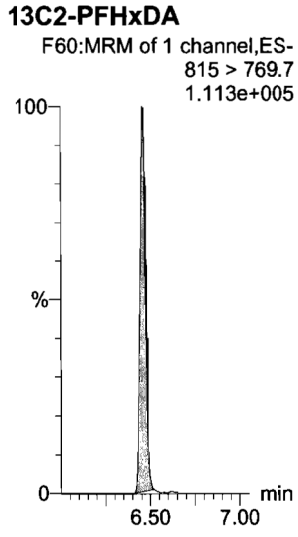

Dataset: U:\Q4.PRO\results\171203M1\171203M1-CRV.qld

Last Altered: Monday, December 04, 2017 13:28:07 Pacific Standard Time
Printed: Monday, December 04, 2017 13:31:40 Pacific Standard Time

Name: 171203M1_9, Date: 03-Dec-2017, Time: 15:30:06, ID: ST171203M1-8 PFC CS5 17K2812, Description: PFC CS5 17K2812

PFODA
F61:MRM of 1 channel,ES-
913.1 > 868.8
1.447e+006



N-MeFOSE
F52:MRM of 1 channel,ES-
616.1 > 58.9
1.969e+006

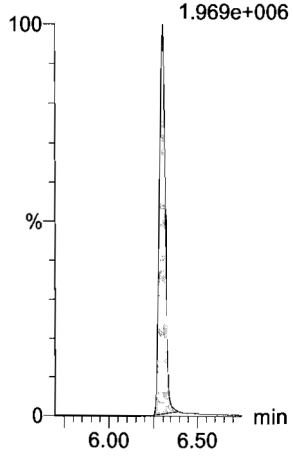

N-EtFOSE
F54:MRM of 1 channel,ES-
630.1 > 58.9
2.393e+006

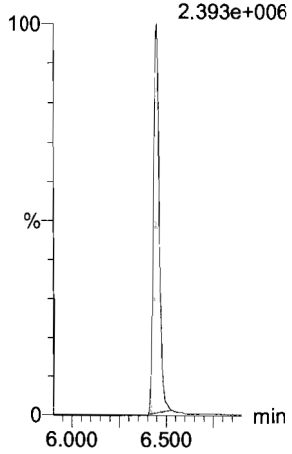

13C4-PFBA
F3:MRM of 1 channel,ES-
217. > 171.8
1.375e+005

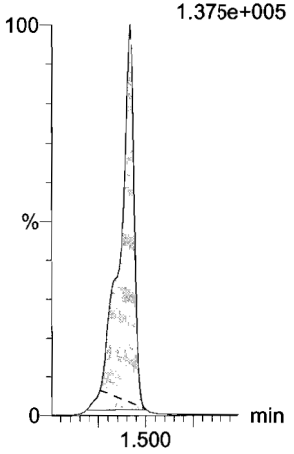

13C5-PFHxA
F10:MRM of 1 channel,ES-
318 > 272.9
4.450e+005

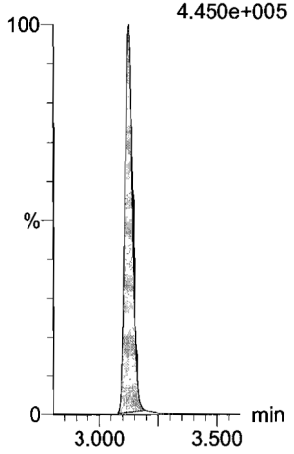

13C3-PFHxS
F16:MRM of 1 channel,ES-
401.9 > 79.9
1.045e+005

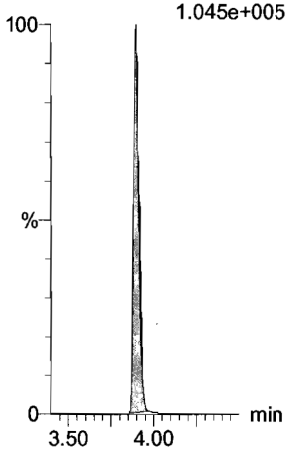

13C2-PFHxDA
F60:MRM of 1 channel,ES-
815 > 769.7
1.113e+005



d7-N-MeFOSE
F53:MRM of 1 channel,ES-
623.1 > 58.9
5.666e+005

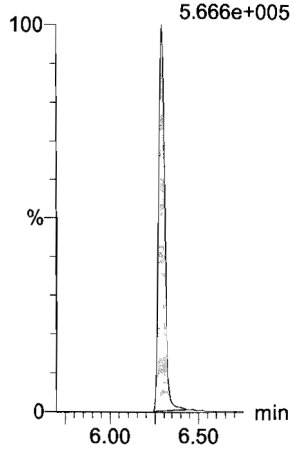

d9-N-EtFOSE
F55:MRM of 1 channel,ES-
639.2 > 58.8
5.502e+005

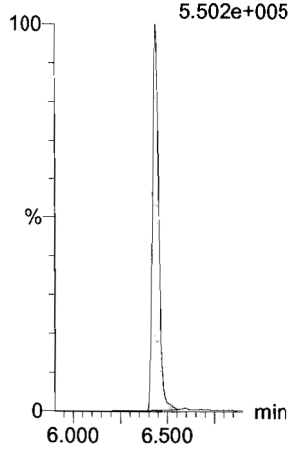

13C8-PFOA
F20:MRM of 1 channel,ES-
421.3 > 376
3.653e+005

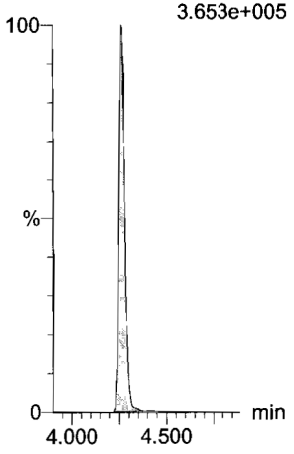

13C9-PFNA
F26:MRM of 1 channel,ES-
472.2 > 426.9
3.302e+005

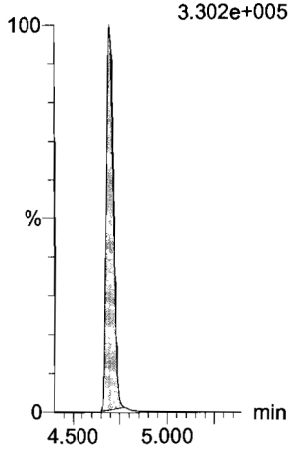

13C4-PFOS
F30:MRM of 1 channel,ES-
503 > 79.9
9.221e+004

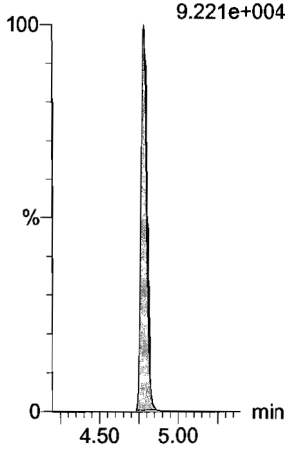

Dataset: U:\Q4.PRO\results\171203M1\171203M1-CRV.qld

Last Altered: Monday, December 04, 2017 13:28:07 Pacific Standard Time
Printed: Monday, December 04, 2017 13:31:40 Pacific Standard Time

Name: 171203M1_9, Date: 03-Dec-2017, Time: 15:30:06, ID: ST171203M1-8 PFC CS5 17K2812, Description: PFC CS5 17K2812

13C6-PFDA

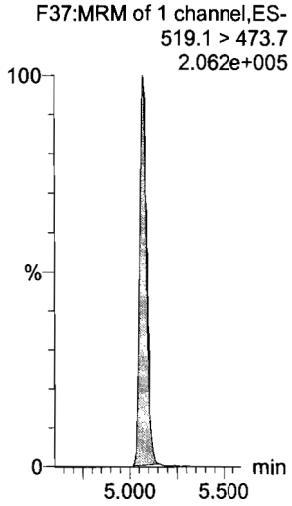

13C7-PFUdA

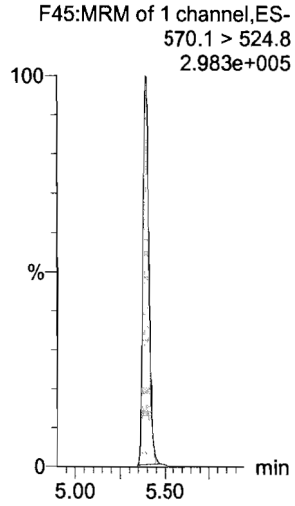

Dataset: U:\Q4.PRO\results\171203M1\171203M1-CRV.qld

Last Altered: Monday, December 04, 2017 13:28:07 Pacific Standard Time
Printed: Monday, December 04, 2017 13:31:40 Pacific Standard Time

Name: 171203M1_10, Date: 03-Dec-2017, Time: 15:41:16, ID: ST171203M1-9 PFC CS6 17K2817, Description: PFC CS6 17K2817

PFBA
F1:MRM of 1 channel,ES-
213.0 > 168.8
2.948e+006

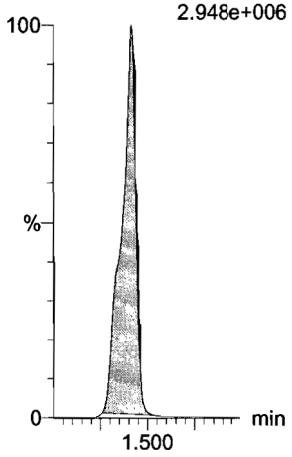

PFPeA
F4:MRM of 1 channel,ES-
263.1 > 218.9
6.360e+006

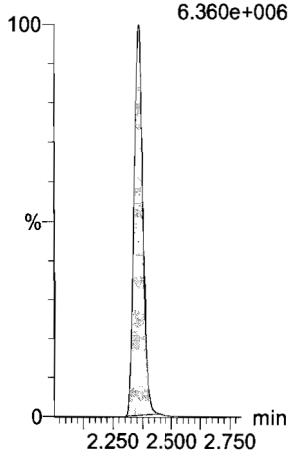

PFBS
F6:MRM of 2 channels,ES-
299.0 > 79.7
1.567e+006

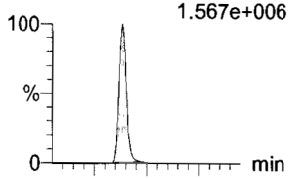

F6:MRM of 2 channels,ES-
299.0 > 99.0
6.071e+005

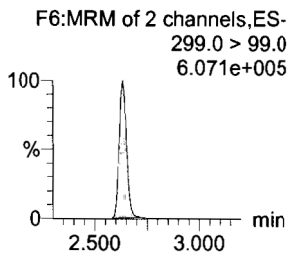

PFHxA
F8:MRM of 2 channels,ES-
313.2 > 268.9
9.524e+006

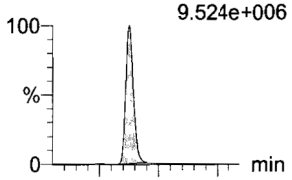

F8:MRM of 2 channels,ES-
313.2 > 119
4.343e+004

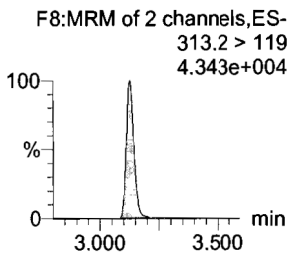

PFHpA
F13:MRM of 2 channels,ES-
363.0 > 318.9
8.079e+006

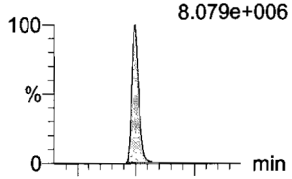

F13:MRM of 2 channels,ES-
363.0 > 169.0
3.673e+005

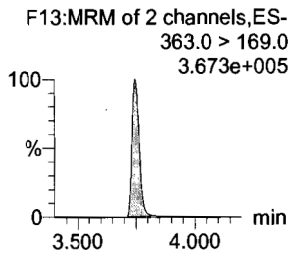

L-PFHxS
F15:MRM of 2 channels,ES-
398.9 > 79.6
1.170e+006

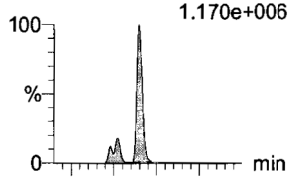

F15:MRM of 2 channels,ES-
398.9 > 99.0
6.545e+005

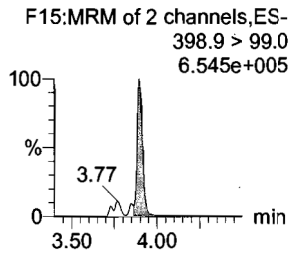

13C3-PFBA
F2:MRM of 1 channel,ES-
216.1 > 171.8
1.312e+005

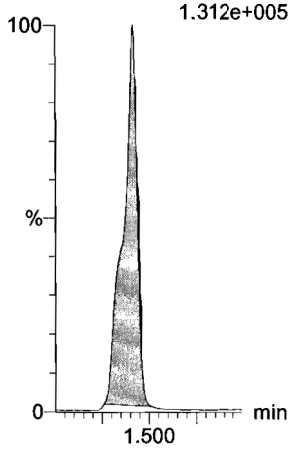

13C3-PFPeA
F5:MRM of 1 channel,ES-
266. > 221.8
2.871e+005

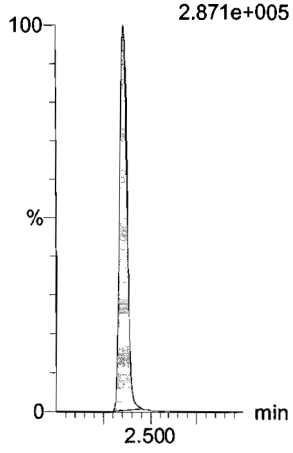

13C3-PFBS
F7:MRM of 1 channel,ES-
302. > 98.8
3.765e+004

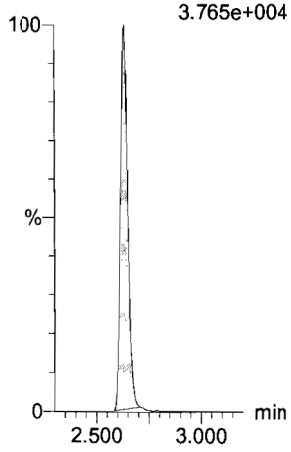

13C2-PFHxA
F9:MRM of 1 channel,ES-
315 > 269.8
1.312e+005

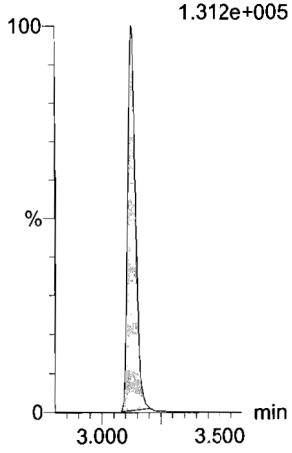

13C4-PFHpA
F14:MRM of 1 channel,ES-
367.2 > 321.8
3.102e+005

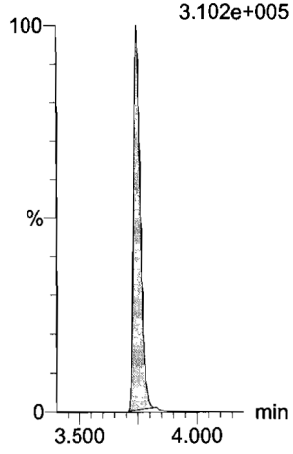

18O2-PFHxS
F17:MRM of 1 channel,ES-
403.0 > 102.6
3.414e+004

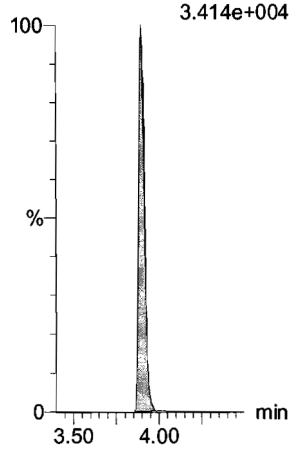

Dataset: U:\Q4.PRO\results\171203M1\171203M1-CRV.qld

Last Altered: Monday, December 04, 2017 13:28:07 Pacific Standard Time
Printed: Monday, December 04, 2017 13:31:40 Pacific Standard Time

Name: 171203M1_10, Date: 03-Dec-2017, Time: 15:41:16, ID: ST171203M1-9 PFC CS6 17K2817, Description: PFC CS6 17K2817

6:2 FTS

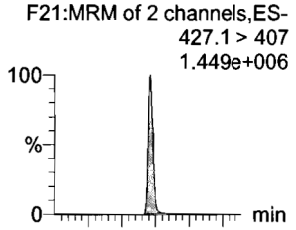

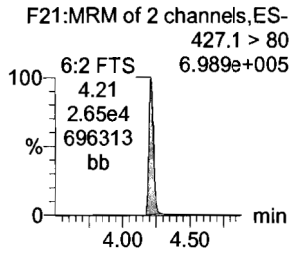

L-PFOA

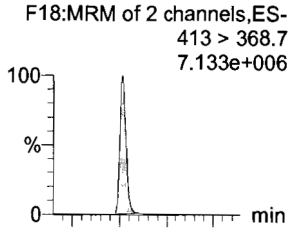

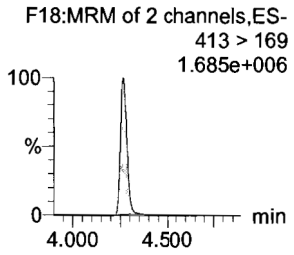

PFHpS

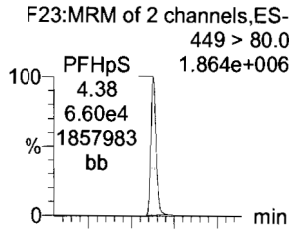

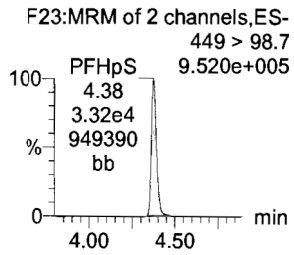

PFNA

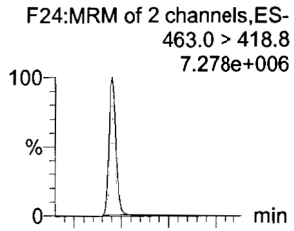

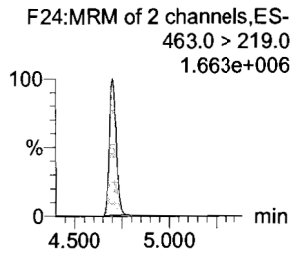

PFOSA

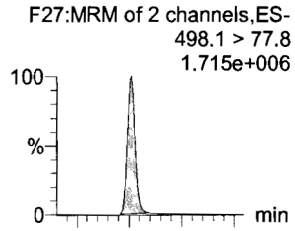

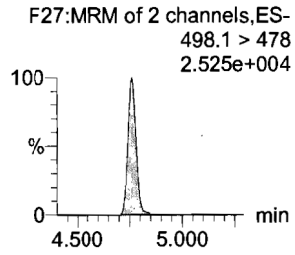

L-PFOS

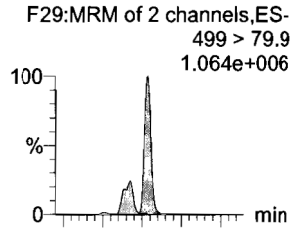

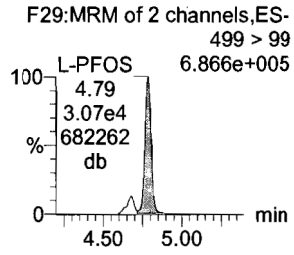

13C2-6:2 FTS

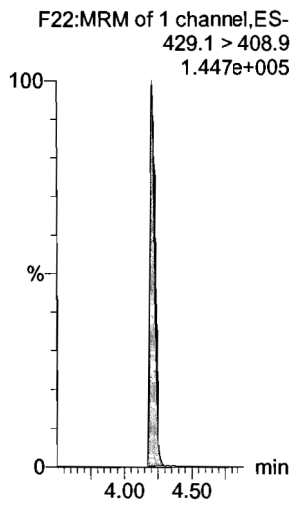

13C2-PFOA

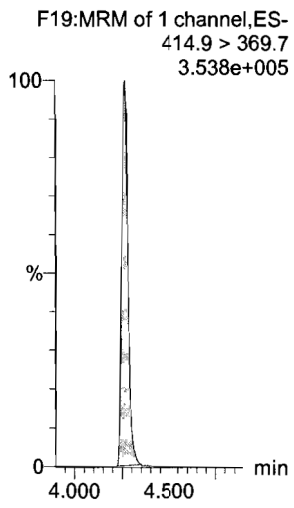

13C3-PFBS

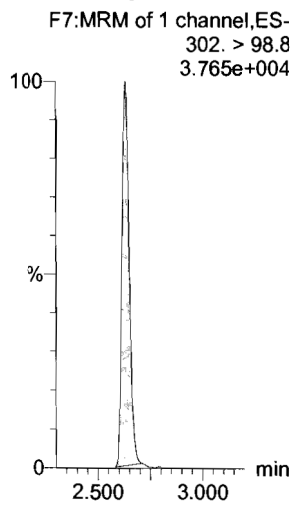

13C5-PFNA

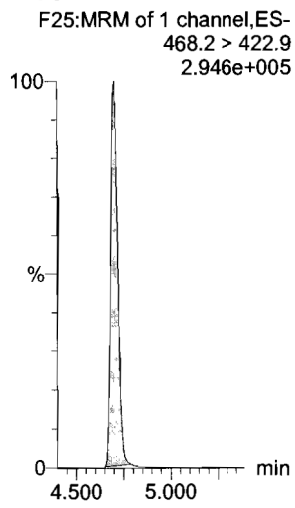

13C8-PFOSA

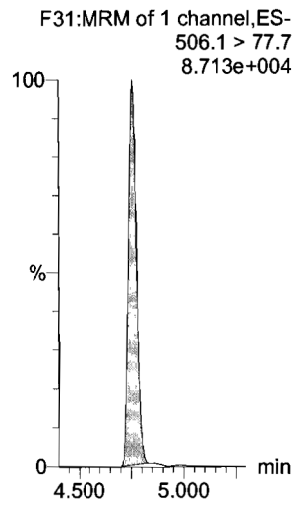

13C8-PFOS

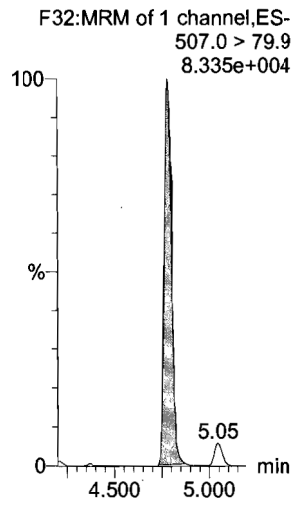

Dataset: U:\Q4.PRO\results\171203M1\171203M1-CRV.qld

Last Altered: Monday, December 04, 2017 13:28:07 Pacific Standard Time
Printed: Monday, December 04, 2017 13:31:40 Pacific Standard Time

Name: 171203M1_10, Date: 03-Dec-2017, Time: 15:41:16, ID: ST171203M1-9 PFC CS6 17K2817, Description: PFC CS6 17K2817

PFDA

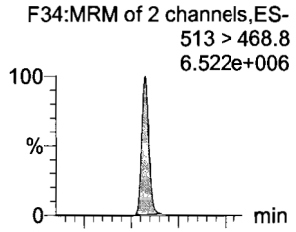

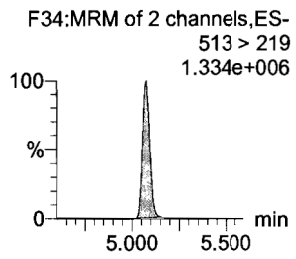

8:2 FTS

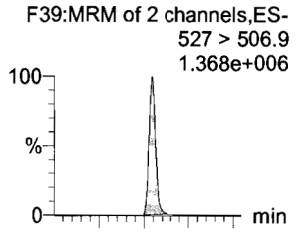

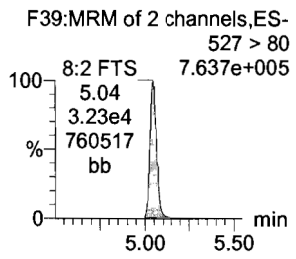

N-MeFOSAA

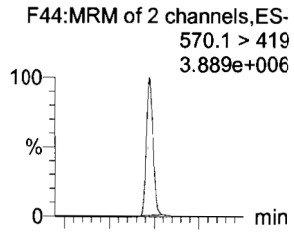

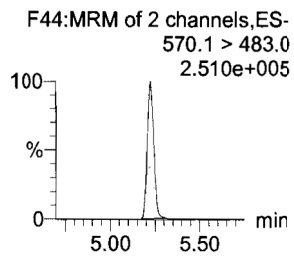

N-EtFOSAA

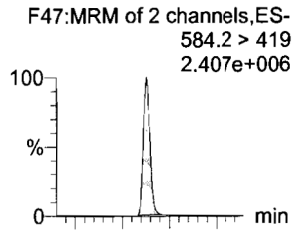

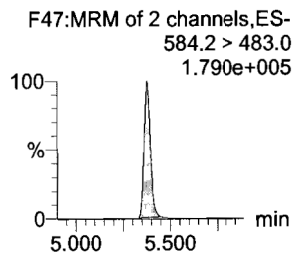

PFUdA

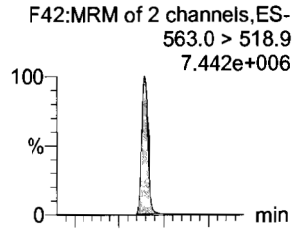

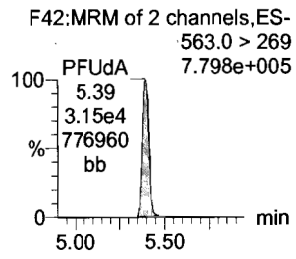

PFDS

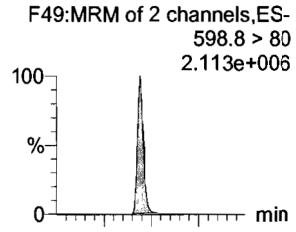

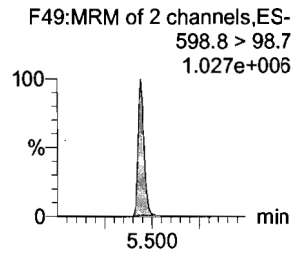

13C2-PFDA

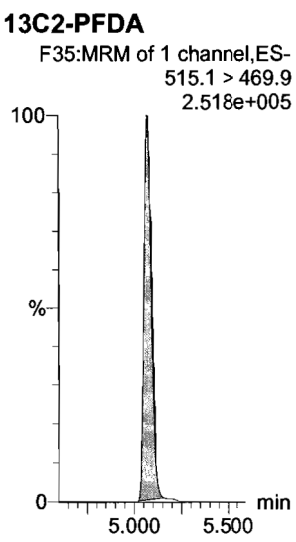

13C2-8:2 FTS



d3-N-MeFOSAA

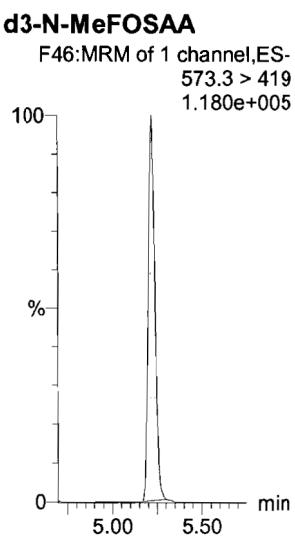

d5-N-EtFOSAA

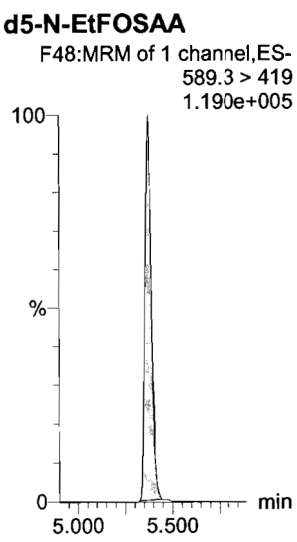

13C2-PFUdA

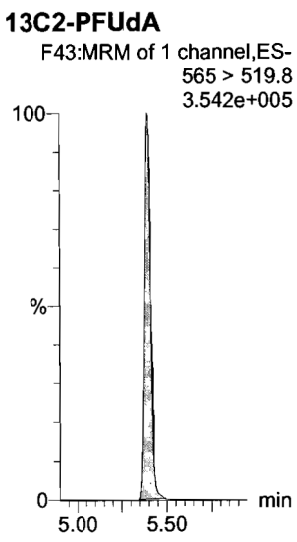

13C2-PFUdA

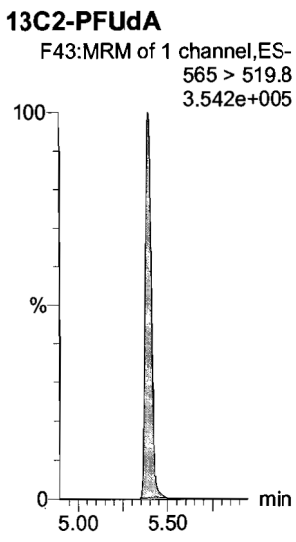

Dataset: U:\Q4.PRO\results\171203M1\171203M1-CRV.qld

Last Altered: Monday, December 04, 2017 13:28:07 Pacific Standard Time
Printed: Monday, December 04, 2017 13:31:40 Pacific Standard Time

Name: 171203M1_10, Date: 03-Dec-2017, Time: 15:41:16, ID: ST171203M1-9 PFC CS6 17K2817, Description: PFC CS6 17K2817

PFDoA

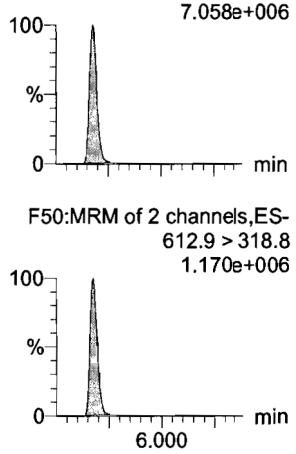

N-MeFOSA

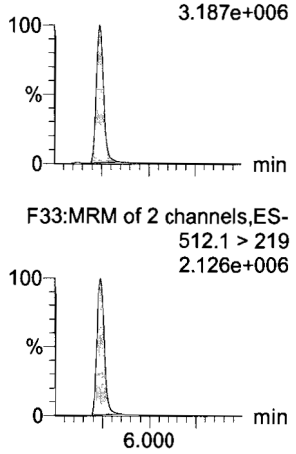

PFTrDA

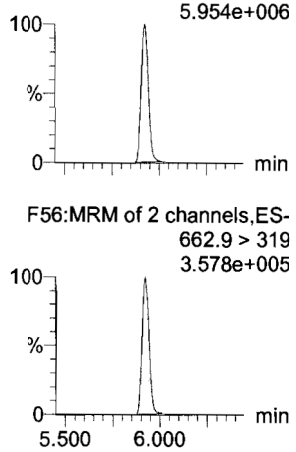

PFTeDA

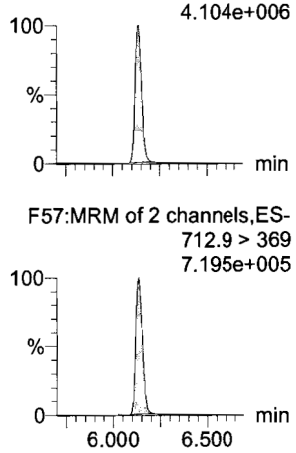

N-EtFOSA

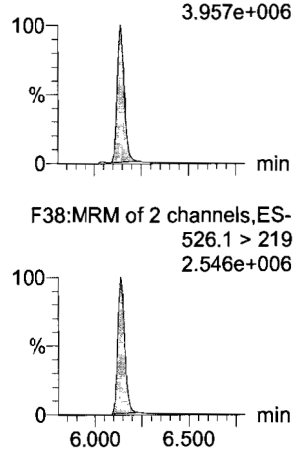

PFHxDA

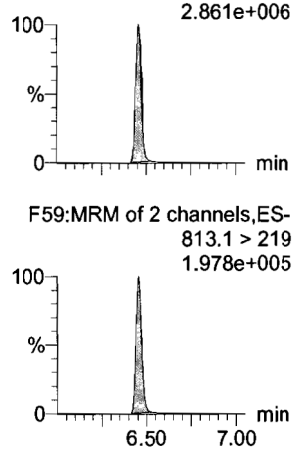

13C2-PFDoA



d3-N-MeFOSA

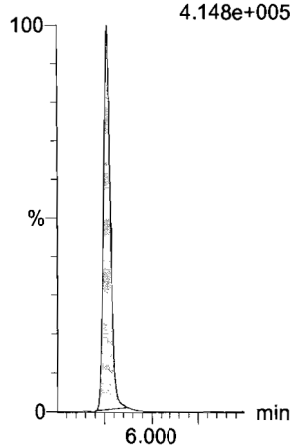

13C2-PFTeDA

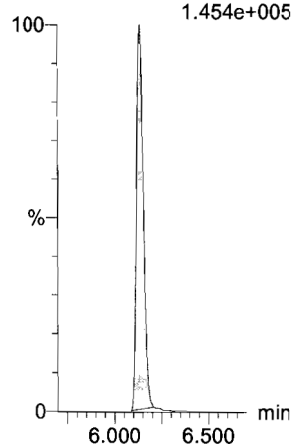

13C2-PFTeDA

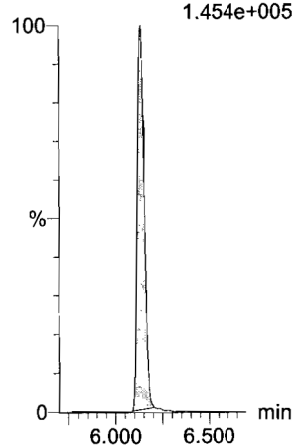

d5-N-ETFOSA

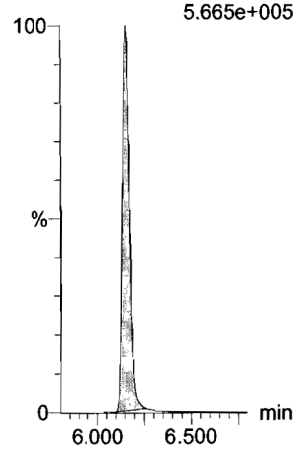

13C2-PFHxDA

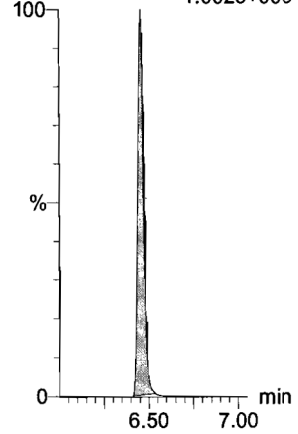

Dataset: U:\Q4.PRO\results\171203M1\171203M1-CRV.qld

Last Altered: Monday, December 04, 2017 13:28:07 Pacific Standard Time
Printed: Monday, December 04, 2017 13:31:40 Pacific Standard Time

Name: 171203M1_10, Date: 03-Dec-2017, Time: 15:41:16, ID: ST171203M1-9 PFC CS6 17K2817, Description: PFC CS6 17K2817

PFODA
F61:MRM of 1 channel,ES-
913.1 > 868.8
3.802e+006

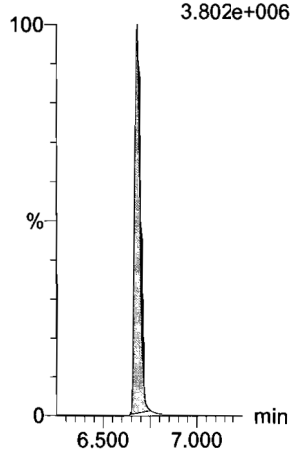

N-MeFOSE
F52:MRM of 1 channel,ES-
616.1 > 58.9
4.279e+006

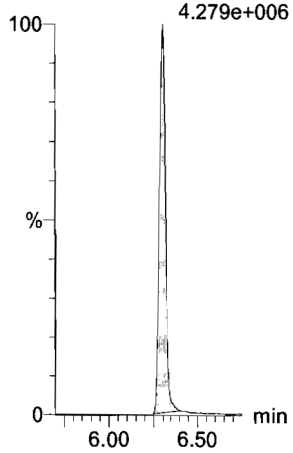

N-EtFOSE
F54:MRM of 1 channel,ES-
630.1 > 58.9
4.871e+006

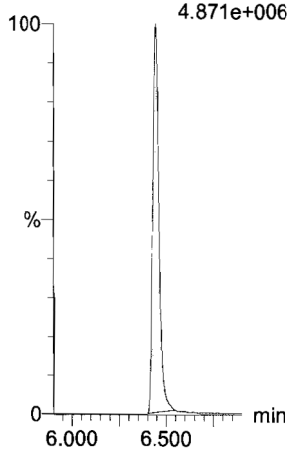

13C4-PFBA
F3:MRM of 1 channel,ES-
217. > 171.8
1.493e+005

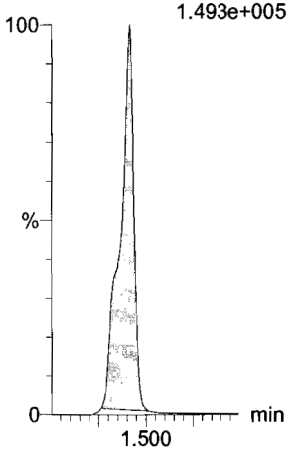

13C5-PFHxA
F10:MRM of 1 channel,ES-
318 > 272.9
3.890e+005

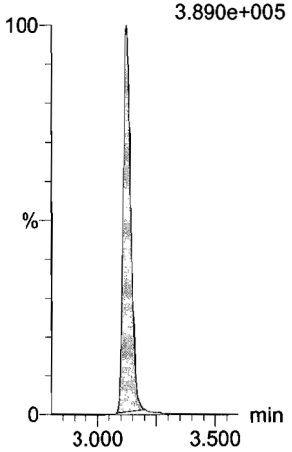

13C3-PFHxS
F16:MRM of 1 channel,ES-
401.9 > 79.9
9.181e+004

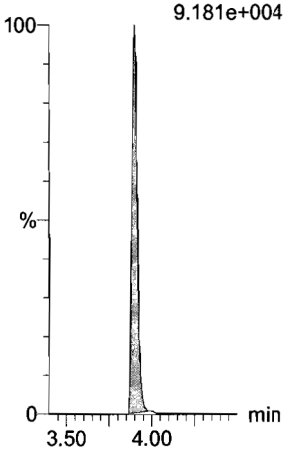

13C2-PFHxDA
F60:MRM of 1 channel,ES-
815 > 769.7
1.002e+005



d7-N-MeFOSE
F53:MRM of 1 channel,ES-
623.1 > 58.9
5.261e+005

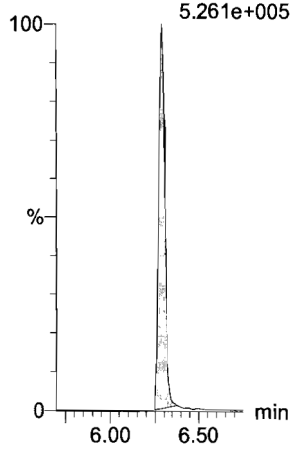

d9-N-EtFOSE
F55:MRM of 1 channel,ES-
639.2 > 58.8
6.749e+005

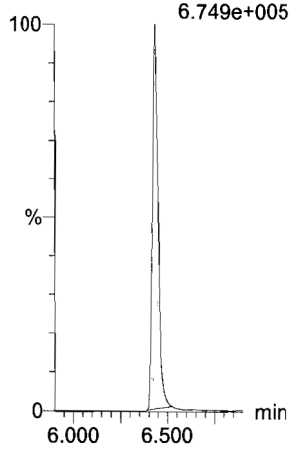

13C8-PFOA
F20:MRM of 1 channel,ES-
421.3 > 376
3.385e+005

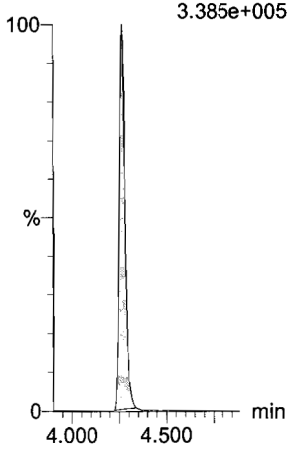

13C9-PFNA
F26:MRM of 1 channel,ES-
472.2 > 426.9
3.433e+005

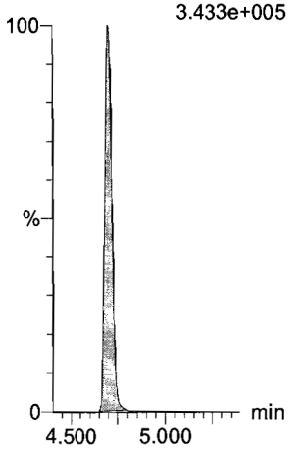

13C4-PFOS
F30:MRM of 1 channel,ES-
503 > 79.9
8.272e+004

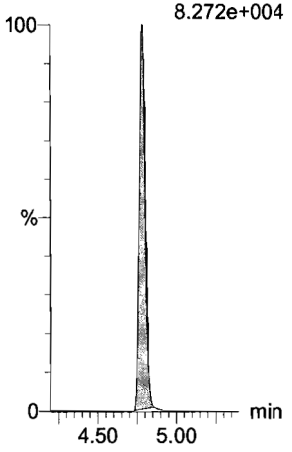

Dataset: U:\Q4.PRO\results\171203M1\171203M1-CRV.qld

Last Altered: Monday, December 04, 2017 13:28:07 Pacific Standard Time
Printed: Monday, December 04, 2017 13:31:40 Pacific Standard Time

Name: 171203M1_10, Date: 03-Dec-2017, Time: 15:41:16, ID: ST171203M1-9 PFC CS6 17K2817, Description: PFC CS6 17K2817

13C6-PFDA

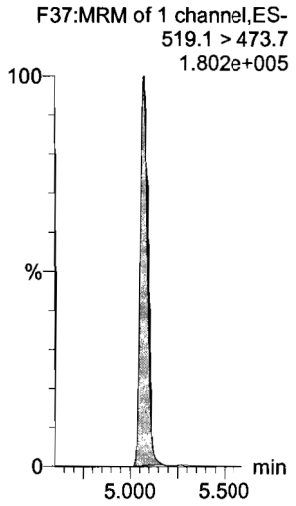

13C7-PFUdA

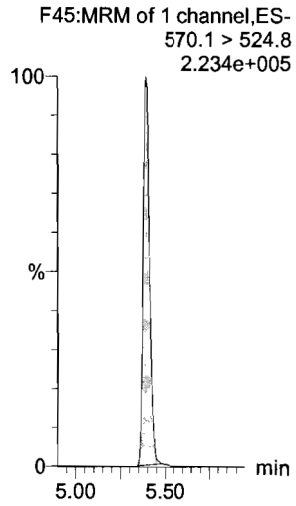

Vista Analytical Laboratory

Dataset: U:\Q4.PRO\results\171203M1\171203M1-13.qld

Last Altered: Monday, December 04, 2017 15:13:27 Pacific Standard Time
Printed: Monday, December 04, 2017 15:14:11 Pacific Standard Time

AC 12/4/17

(A) Not in SS.

Method: U:\Q4.PRO\MethDB\PFAS_FULL_80C_120317.mdb 04 Dec 2017 13:50:01
Calibration: U:\Q4.PRO\CurveDB\C18_VAL-PFAS_Q4_12-3-17_FULL.cdb 04 Dec 2017 15:00:50

JA 12/04/2017

Name: 171203M1_13, Date: 03-Dec-2017, Time: 16:14:48, ID: ICV171203M1-1 PFC ICV 17K3001, Description: PFC ICV 17K3001

	#	Name	Trace	Area	IS Area	wt/vol	RRF	Pred.RT	RT	y Axis Resp.	Conc.	%Rec
1	1	PFBA	213.0 > 168.8	1.06e4	1.13e4	1.0000		1.41	1.42	11.8	10.203	102.0
2	2	PFPeA	263.1 > 218.9	1.22e4	1.38e4	1.0000		2.63	2.36	11.0	10.511	105.1
3	3	PFBS	299.0 > 79.7	2.79e3	1.88e3	1.0000		2.90	2.64	18.6	8.555	85.5
4	4	PFHxA	313.2 > 268.9	1.63e4	5.22e3	1.0000		3.40	3.13	15.6	10.623	106.2
5	5	PFHpA	363.0 > 318.9	1.35e4	1.05e4	1.0000		4.03	3.75	16.1	11.974	119.7
6	6	L-PFHxS	398.9 > 79.6	2.39e3	1.42e3	1.0000		4.19	3.90	21.0	9.939	99.4
7	8	6:2 FTS	427.1 > 407	3.15e3	3.52e3	1.0000		4.49	4.21	11.2	10.933	109.3
8	9	L-PFOA	413 > 368.7	1.05e4	1.30e4	1.0000		4.26	4.26	10.0	9.841	98.4
9	11	PFHpS	449 > 80.0	2.60e3	1.30e4	1.0000		4.65	4.38	2.49	9.749	97.5
10	12	PFNA	463.0 > 418.8	1.33e4	1.40e4	1.0000		5.00	4.70	11.9	8.516	85.2
11	13	PFOSA	498.1 > 77.8	2.89e3	4.37e3	1.0000		5.02	4.76	8.28	8.452	84.5
12	14	L-PFOS	499 > 79.9	3.01e3	3.42e3	1.0000		5.08	4.79	11.0	10.992	109.9
13	16	PFDA	513 > 468.8	1.39e4	1.48e4	1.0000		5.34	5.07	11.8	8.949	89.5
14	17	8:2 FTS	527 > 506.9	2.81e3	1.83e3	1.0000		5.35	5.04	19.2	8.581	85.8
15	18	N-MeFOSAA	570.1 > 419	7.53e3	6.06e3	1.0000		5.49	5.22	15.5	9.476	94.8
16	19	N-EtFOSAA	584.2 > 419	5.36e3	5.40e3	1.0000		5.64	5.38	12.4	10.536	105.4
17	20	PFUdA	563.0 > 518.9	1.28e4	1.39e4	1.0000		5.66	5.39	11.6	10.007	100.1
18	21	PFDS	598.8 > 80	3.05e3	1.39e4	1.0000		5.73	5.44	2.75	8.152	81.5
19	22	PFDoA	612.9 > 569.0	1.48e4	7.30e3	1.0000		5.94	5.68	25.3	9.218	92.2
20	23	N-MeFOSA	512.1 > 168.9		1.70e4	1.0000		5.85				(A)
21	24	PFTrDA	662.9 > 618.9	1.11e4	7.30e3	1.0000		6.18	5.92	19.0	7.671	76.7
22	25	PFTeDA	712.9 > 668.8	9.03e3	6.14e3	1.0000		6.37	6.14	18.4	12.623	126.2
23	26	N-EtFOSA	526.1 > 168.9		2.74e4	1.0000		6.21				(A)
24	27	PFHxDA	813.1 > 768.6		3.38e3	1.0000		6.66				
25	28	PFODA	913.1 > 868.8		3.38e3	1.0000		6.87				
26	29	N-MeFOSE	616.1 > 58.9		2.38e4	1.0000		6.30				
27	30	N-EtFOSE	630.1 > 58.9		2.31e4	1.0000		6.42				
28	31	13C3-PFBA	216.1 > 171.8	1.13e4	1.10e4	1.0000	0.876	1.41	1.42	12.9	14.698	117.6
29	32	13C3-PFPeA	266. > 221.8	1.38e4	1.99e4	1.0000	0.762	2.63	2.36	8.66	11.372	91.0
30	33	13C3-PFBS	302. > 98.8	1.88e3	1.99e4	1.0000	0.097	2.90	2.63	1.18	12.081	96.7
31	34	13C2-PFHxA	315 > 269.8	5.22e3	1.99e4	1.0000	0.747	3.40	3.13	3.28	4.391	87.8

70-130

Dataset: U:\Q4.PRO\results\171203M1\171203M1-13.qld

Last Altered: Monday, December 04, 2017 15:13:27 Pacific Standard Time
Printed: Monday, December 04, 2017 15:14:11 Pacific Standard Time

Name: 171203M1_13, Date: 03-Dec-2017, Time: 16:14:48, ID: ICV171203M1-1 PFC ICV 17K3001, Description: PFC ICV 17K3001

	#	Name	Trace	Area	IS Area	wt/vol	RRF	Pred.RT	RT	y Axis Resp.	Conc.	%Rec
32	35	13C4-PFHpA	367.2 > 321.8	1.05e4	1.99e4	1.0000	0.605	4.03	3.75	6.59	10.899	87.2
33	36	18O2-PFHxS	403.0 > 102.6	1.42e3	3.82e3	1.0000	0.408	4.17	3.90	4.64	11.364	90.9
34	37	13C2-6:2 FTS	429.1 > 408.9	3.52e3	1.29e4	1.0000	0.297	4.49	4.21	3.40	11.455	91.6
35	38	13C2-PFOA	414.9 > 369.7	1.30e4	1.29e4	1.0000	1.090	4.54	4.27	12.6	11.573	92.6
36	39	13C5-PFNA	468.2 > 422.9	1.40e4	1.88e4	1.0000	0.904	4.97	4.70	9.28	10.265	82.1
37	40	13C8-PFOSA	506.1 > 77.7	4.37e3	1.26e4	1.0000	0.358	5.02	4.76	4.33	12.109	96.9
38	41	13C8-PFOS	507.0 > 79.9	3.42e3	4.31e3	1.0000	0.977	5.05	4.78	9.91	10.149	81.2
39	42	13C2-PFDA	515.1 > 469.9	1.48e4	1.07e4	1.0000	1.410	5.34	5.07	17.3	12.271	98.2
40	43	13C2-8:2 FTS	529.1 > 508.7	1.83e3	1.99e4	1.0000	0.106	5.32	5.04	1.15	10.853	86.8
41	44	d3-N-MeFOSAA	573.3 > 419	6.06e3	1.26e4	1.0000	0.466	5.49	5.22	6.01	12.888	103.1
42	45	d5-N-EtFOSAA	589.3 > 419	5.40e3	1.26e4	1.0000	0.474	5.64	5.37	5.35	11.273	90.2
43	46	13C2-PFUdA	565 > 519.8	1.39e4	1.26e4	1.0000	1.141	5.66	5.39	13.8	12.050	96.4
44	47	13C2-PFDoA	615.0 > 569.7	7.30e3	1.26e4	1.0000	0.595	5.94	5.68	7.23	12.160	97.3
45	48	d3-N-MeFOSA	515.2 > 168.9	1.70e4	1.26e4	1.0000	0.123	5.85	5.76	16.8	136.889	91.3
46	49	13C2-PFTeDA	714.8 > 669.6	6.14e3	1.26e4	1.0000	0.604	6.37	6.14	6.09	10.088	80.7
47	50	d5-N-ETFOSA	531.1 > 168.9	2.74e4	1.26e4	1.0000	0.183	6.21	6.16	27.2	148.708	99.1
48	51	13C2-PFHxDA	815 > 769.7	3.38e3	1.26e4	1.0000	0.810	6.66	6.46	3.34	4.128	82.6
49	52	d7-N-MeFOSE	623.1 > 58.9	2.38e4	1.26e4	1.0000	0.156	6.30	6.29	23.6	151.057	100.7
50	53	d9-N-EtFOSE	639.2 > 58.8	2.31e4	1.26e4	1.0000	0.162	6.42	6.44	22.9	141.351	94.2
51	54	13C4-PFBA	217. > 171.8	1.10e4	1.10e4	1.0000	1.000	1.41	1.42	12.5	12.500	100.0
52	55	13C5-PFHxA	318 > 272.9	1.99e4	1.99e4	1.0000	1.000	3.40	3.13	12.5	12.500	100.0
53	56	13C3-PFHxS	401.9 > 79.9	3.82e3	3.82e3	1.0000	1.000	4.17	3.89	12.5	12.500	100.0
54	57	13C8-PFOA	421.3 > 376	1.29e4	1.29e4	1.0000	1.000	4.54	4.27	12.5	12.500	100.0
55	58	13C9-PFNA	472.2 > 426.9	1.88e4	1.88e4	1.0000	1.000	4.97	4.70	12.5	12.500	100.0
56	59	13C4-PFOS	503 > 79.9	4.31e3	4.31e3	1.0000	1.000	5.05	4.79	12.5	12.500	100.0
57	60	13C6-PFDA	519.1 > 473.7	1.07e4	1.07e4	1.0000	1.000	5.34	5.07	12.5	12.500	100.0
58	61	13C7-PFUdA	570.1 > 524.8	1.26e4	1.26e4	1.0000	1.000	5.66	5.39	12.5	12.500	100.0

Vista Analytical Laboratory

Dataset: U:\Q4.PRO\results\171203M1\171203M1-13.qld

Last Altered: Monday, December 04, 2017 15:13:27 Pacific Standard Time
Printed: Monday, December 04, 2017 15:14:11 Pacific Standard Time

Method: U:\Q4.PRO\MethDB\PFAS_FULL_80C_120317.mdb 04 Dec 2017 13:50:01
Calibration: U:\Q4.PRO\CurveDB\C18_VAL-PFAS_Q4_12-3-17_FULL.cdb 04 Dec 2017 15:00:50

Name: 171203M1_13, Date: 03-Dec-2017, Time: 16:14:48, ID: ICV171203M1-1 PFC ICV 17K3001, Description: PFC ICV 17K3001

PFBA

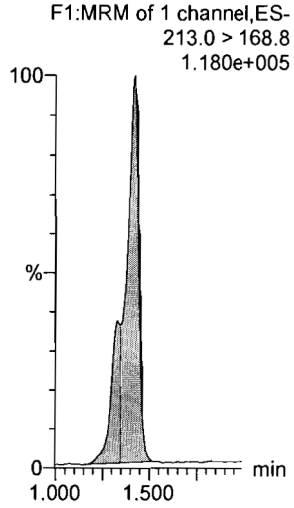

PFPeA

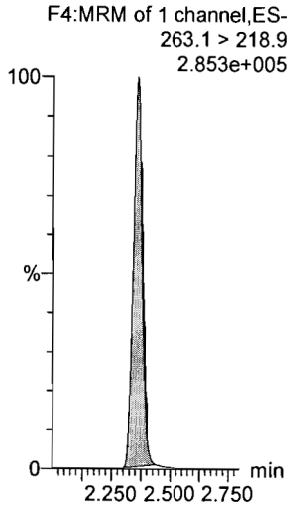

PFBS

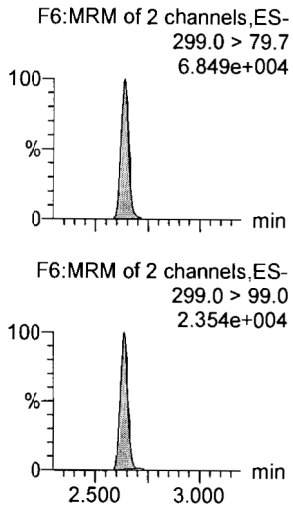

PFHxA

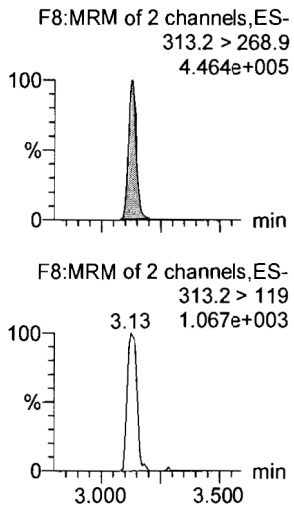

PFHpA

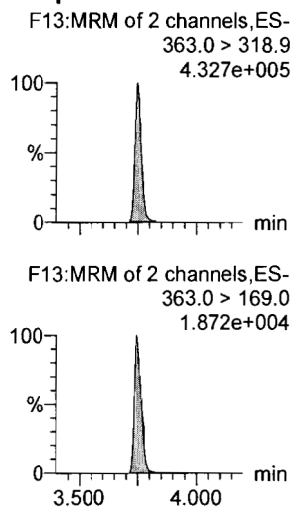

L-PFHxS

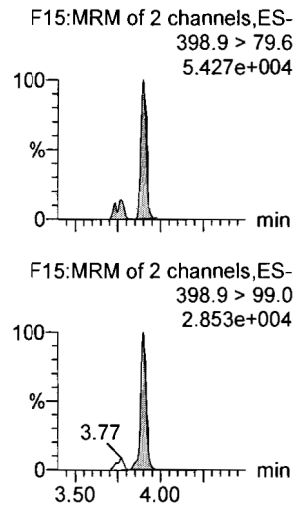

13C3-PFBA

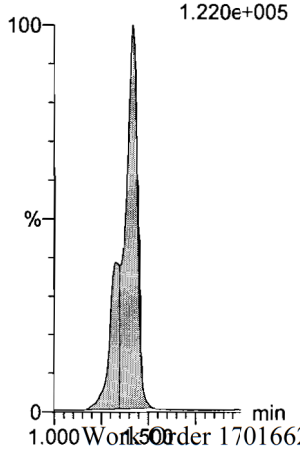

13C3-PFPeA

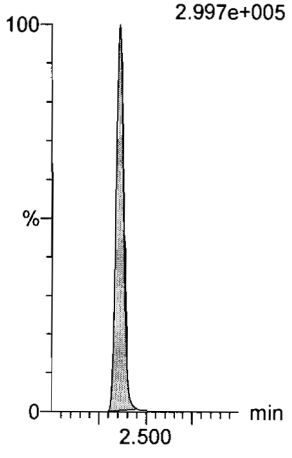

13C3-PFBS

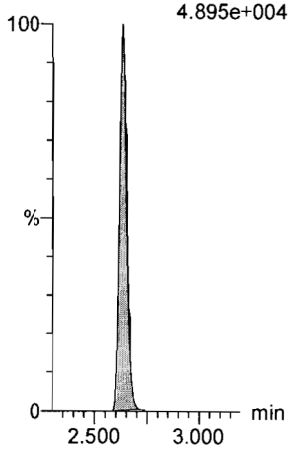

13C2-PFHxA

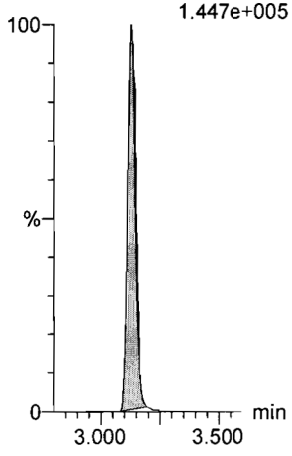

13C4-PFHpA

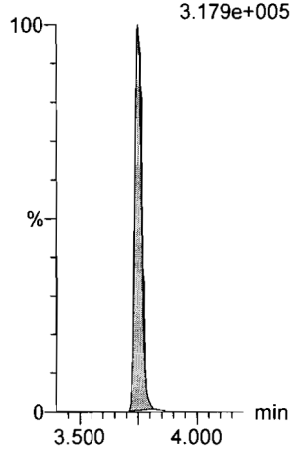

18O2-PFHxS

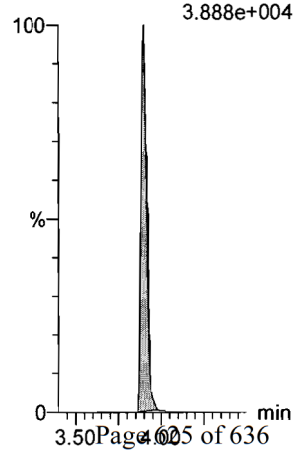

Dataset: U:\Q4.PRO\results\171203M1\171203M1-13.qld

Last Altered: Monday, December 04, 2017 15:13:27 Pacific Standard Time
Printed: Monday, December 04, 2017 15:14:11 Pacific Standard Time

Name: 171203M1_13, Date: 03-Dec-2017, Time: 16:14:48, ID: ICV171203M1-1 PFC ICV 17K3001, Description: PFC ICV 17K3001

6:2 FTS

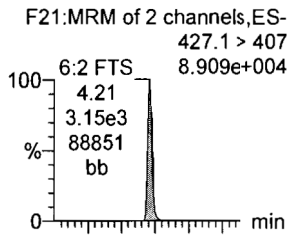

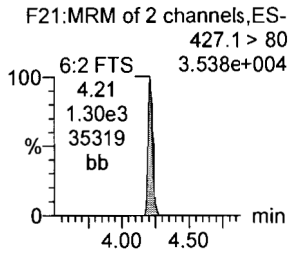

L-PFOA

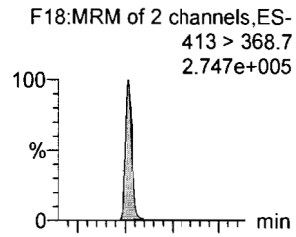

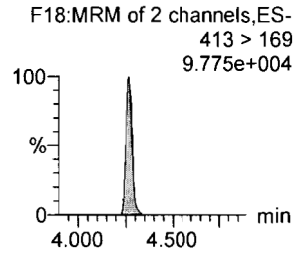

PFHpS

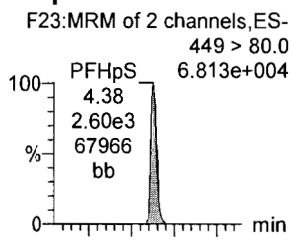

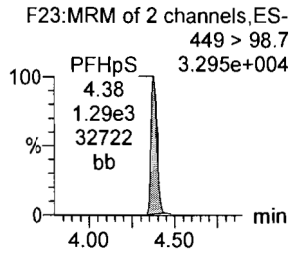

PFNA

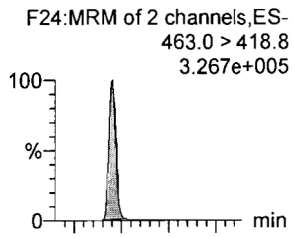

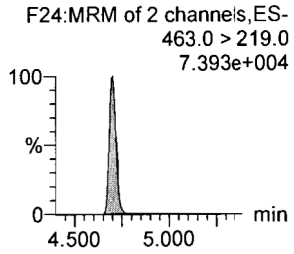

PFOSA

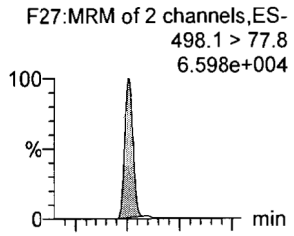

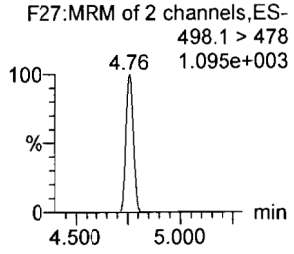

L-PFOS

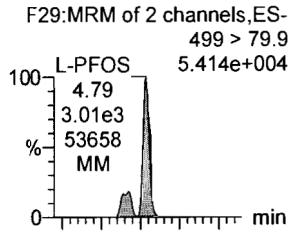

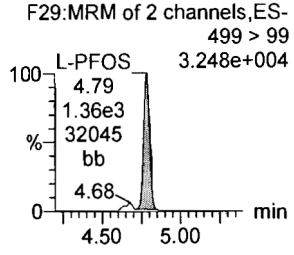

13C2-6:2 FTS

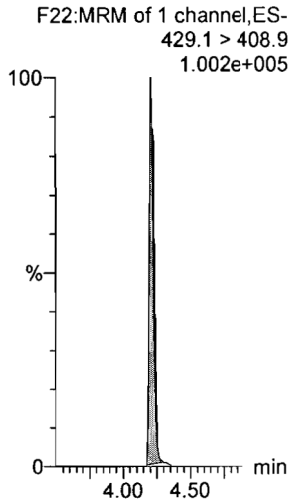

13C2-PFOA

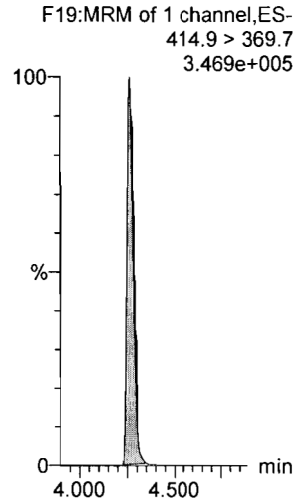

13C2-PFOA

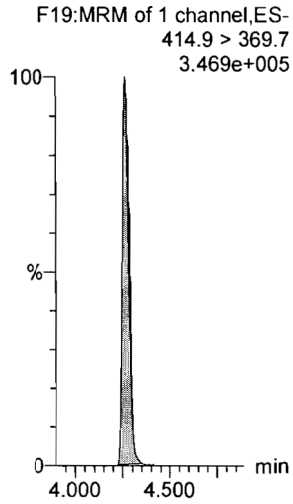

13C5-PFNA

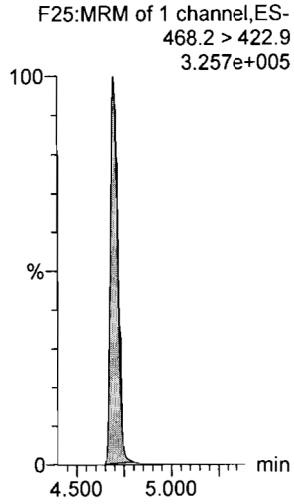

13C8-PFOSA

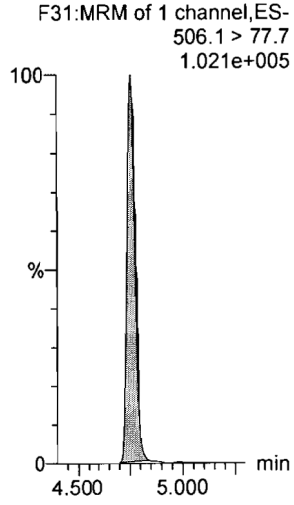

13C8-PFOS

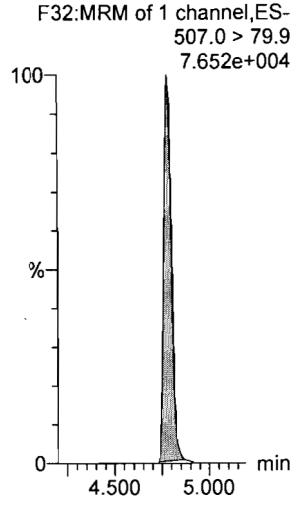

Dataset: U:\Q4.PRO\results\171203M1\171203M1-13.qld

Last Altered: Monday, December 04, 2017 15:13:27 Pacific Standard Time
Printed: Monday, December 04, 2017 15:14:11 Pacific Standard Time

Name: 171203M1_13, Date: 03-Dec-2017, Time: 16:14:48, ID: ICV171203M1-1 PFC ICV 17K3001, Description: PFC ICV 17K3001

PFDA

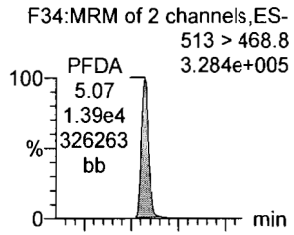

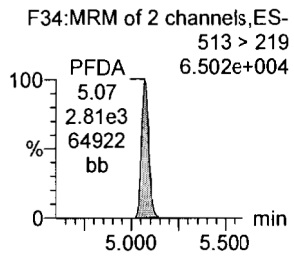

8:2 FTS

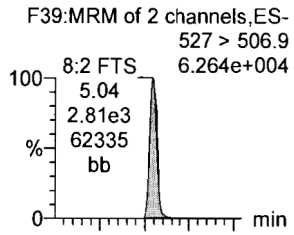

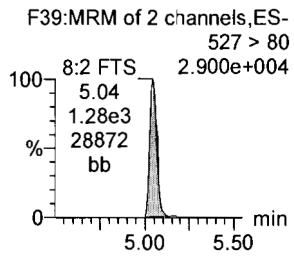

N-MeFOSAA

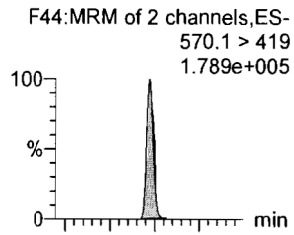

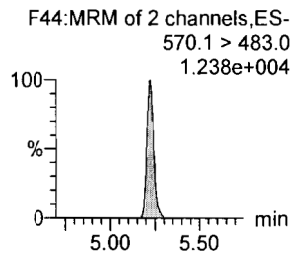

N-EtFOSAA

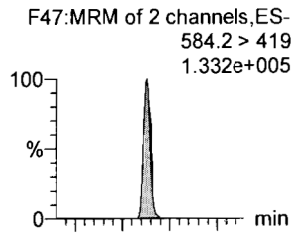

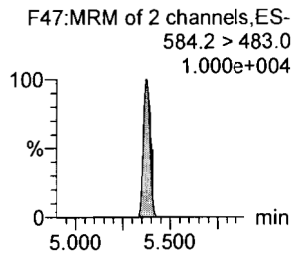

PFUdA

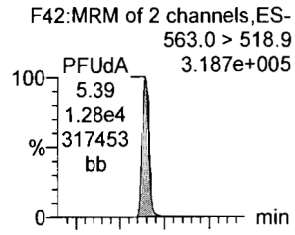

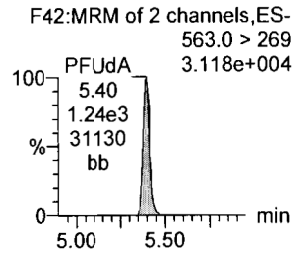

PFDS

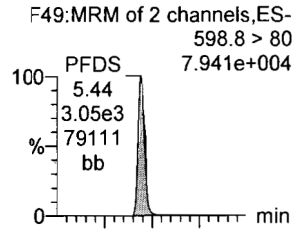

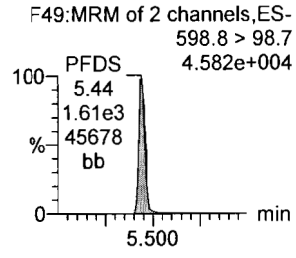

13C2-PFDA

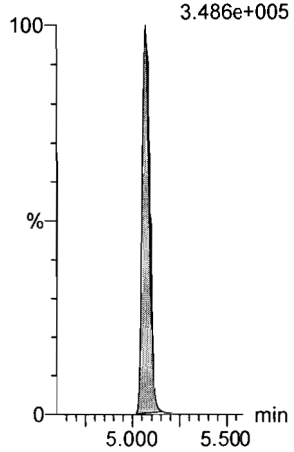

13C2-8:2 FTS

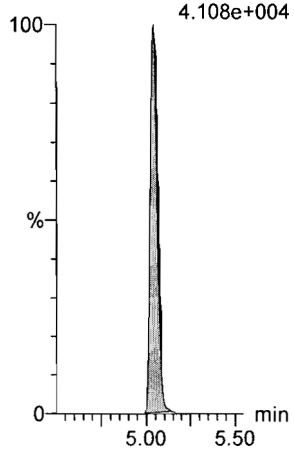

d3-N-MeFOSAA

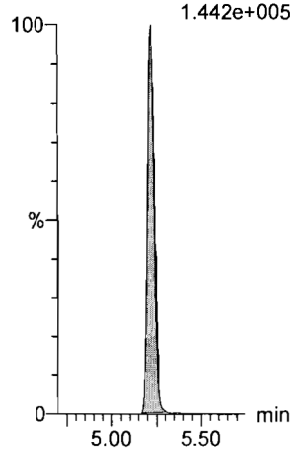

d5-N-EtFOSAA

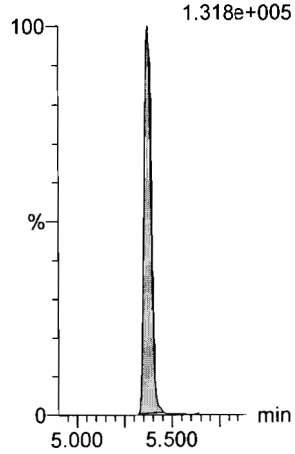

13C2-PFUdA

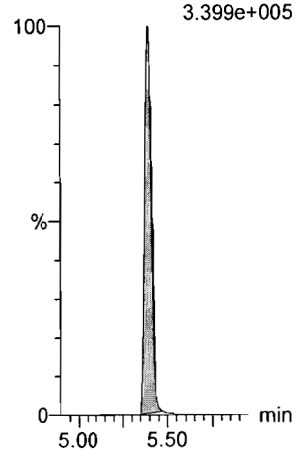

13C2-PFUdA

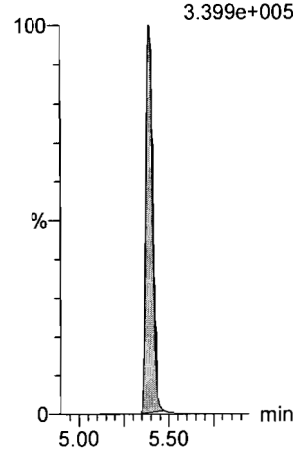

Dataset: U:\Q4.PRO\results\171203M1\171203M1-13.qld

Last Altered: Monday, December 04, 2017 15:13:27 Pacific Standard Time
Printed: Monday, December 04, 2017 15:14:11 Pacific Standard Time

Name: 171203M1_13, Date: 03-Dec-2017, Time: 16:14:48, ID: ICV171203M1-1 PFC ICV 17K3001, Description: PFC ICV 17K3001

PFDoA

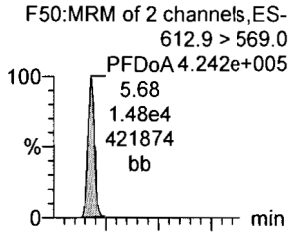

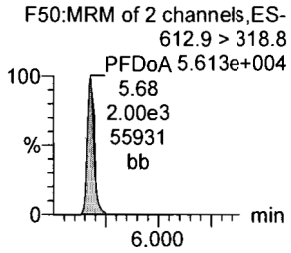

N-MeFOSA

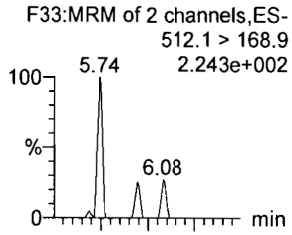

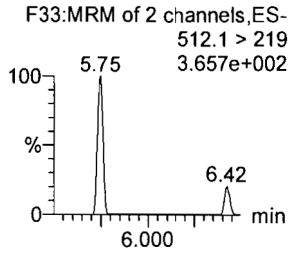

PFTrDA

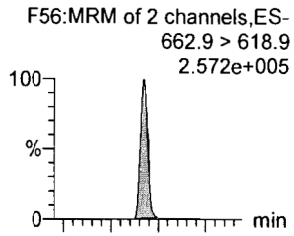

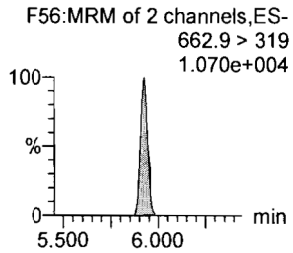

PFTeDA

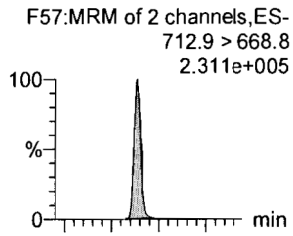

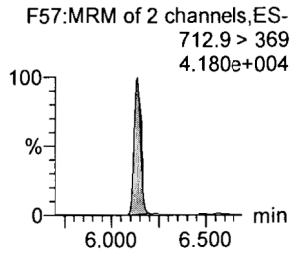

N-EtFOSA

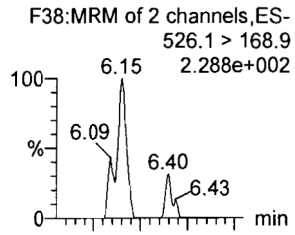

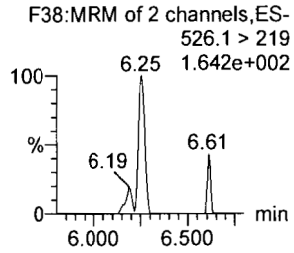

PFHxDA

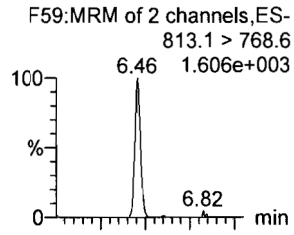

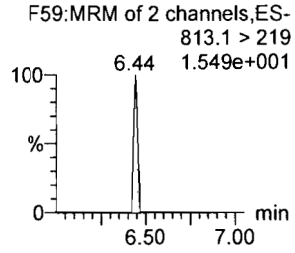

13C2-PFDoA

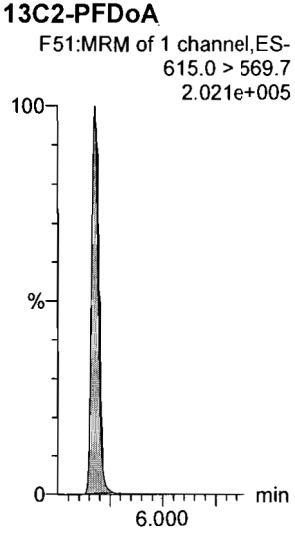

d3-N-MeFOSA

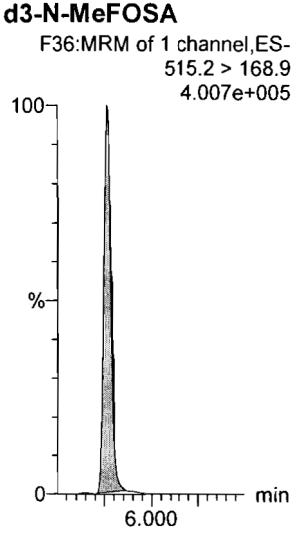

13C2-PFTeDA

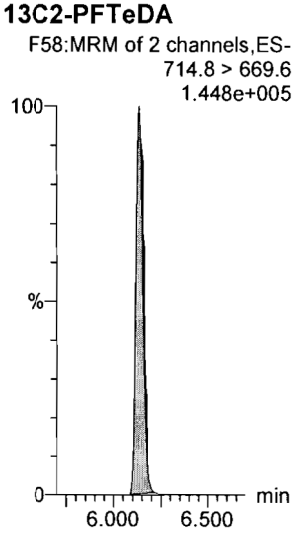

13C2-PFTeDA

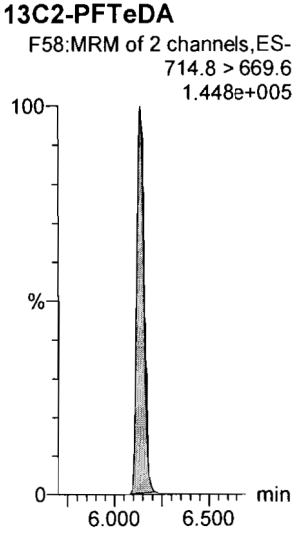

d5-N-ETFOSA

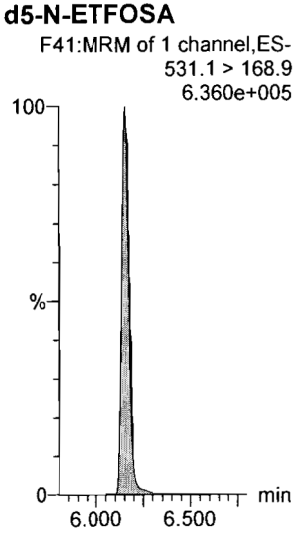

13C2-PFHxDA

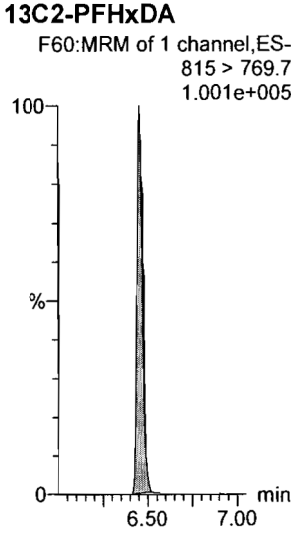

Dataset: U:\Q4.PRO\results\171203M1\171203M1-13.qld

Last Altered: Monday, December 04, 2017 15:13:27 Pacific Standard Time
Printed: Monday, December 04, 2017 15:14:11 Pacific Standard Time

Name: 171203M1_13, Date: 03-Dec-2017, Time: 16:14:48, ID: ICV171203M1-1 PFC ICV 17K3001, Description: PFC ICV 17K3001

PFODA

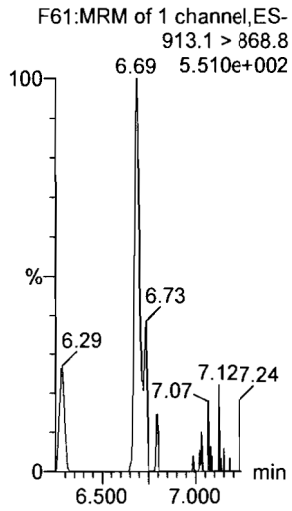

N-MeFOSE

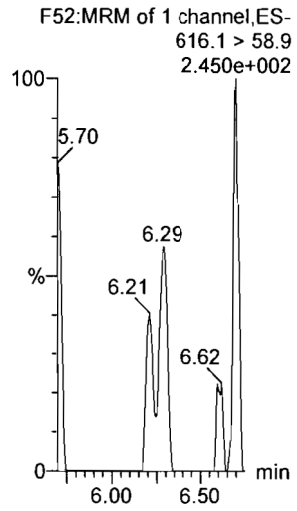

N-EtFOSE

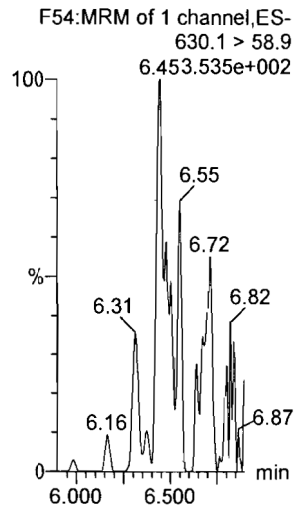

13C4-PFBA

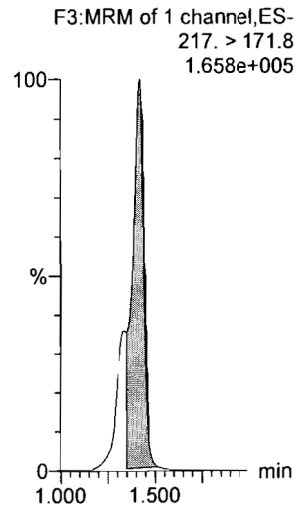

13C5-PFHxA

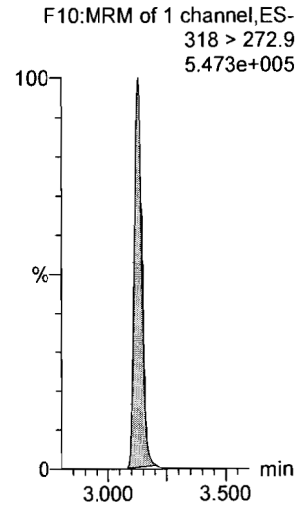

TCDA

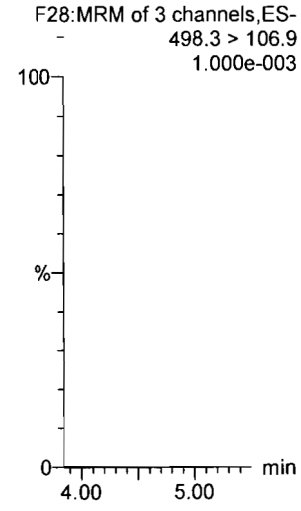

13C2-PFHxDA

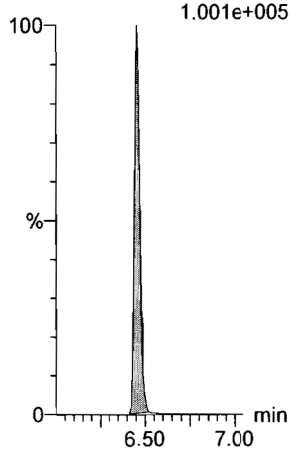

d7-N-MeFOSE

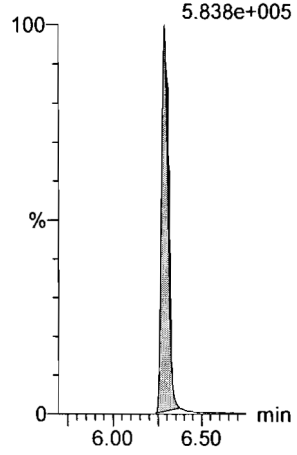

d9-N-EtFOSE

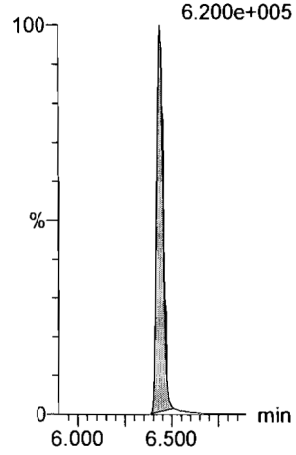

13C3-PFHxS

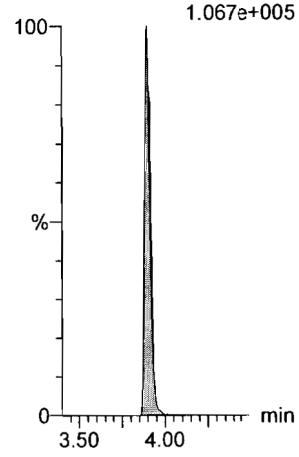

13C8-PFOA

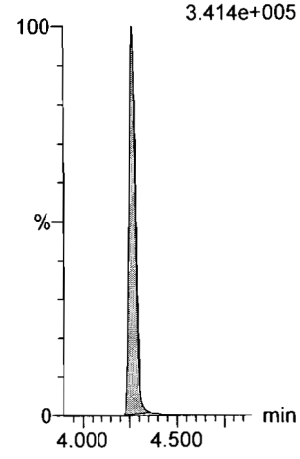

13C8-PFOS

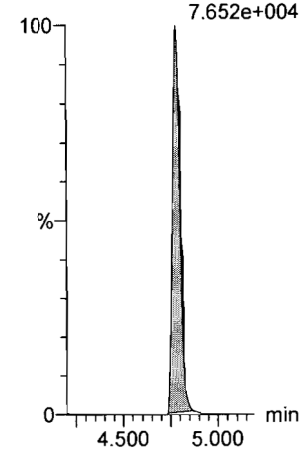

Dataset: U:\Q4.PRO\results\171203M1\171203M1-13.qld

Last Altered: Monday, December 04, 2017 15:13:27 Pacific Standard Time
Printed: Monday, December 04, 2017 15:14:11 Pacific Standard Time

Name: 171203M1_13, Date: 03-Dec-2017, Time: 16:14:48, ID: ICV171203M1-1 PFC ICV 17K3001, Description: PFC ICV 17K3001

13C9-PFNA

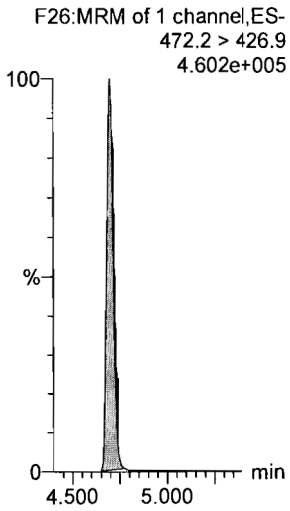

13C4-PFOS

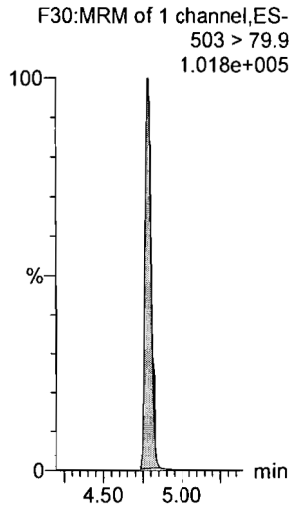

13C6-PFDA

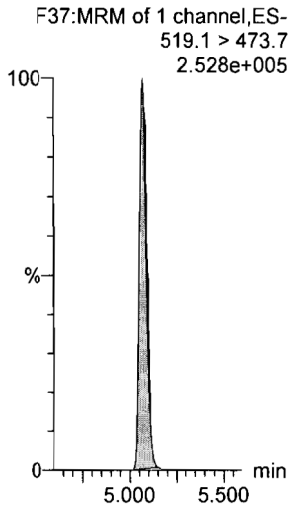

13C7-PFUdA

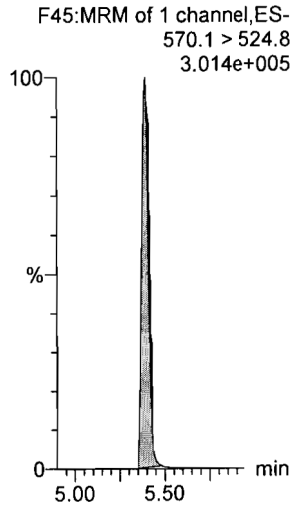

Vista Analytical Laboratory

Dataset: U:\Q4.PRO\results\171203M1\171203M1-12.qld

Last Altered: Monday, December 04, 2017 15:29:16 Pacific Standard Time
Printed: Monday, December 04, 2017 15:31:40 Pacific Standard Time

Method: U:\Q4.PRO\MethDB\PFAS_FULL_80C_120317.mdb 04 Dec 2017 13:50:01
Calibration: U:\Q4.PRO\CurveDB\C18_VAL-PFAS_Q4_12-3-17_FULL.cdb 04 Dec 2017 15:00:50

Name: 171203M1_12, Date: 03-Dec-2017, Time: 16:03:38, ID: IPA, Description: IPA

PFBA

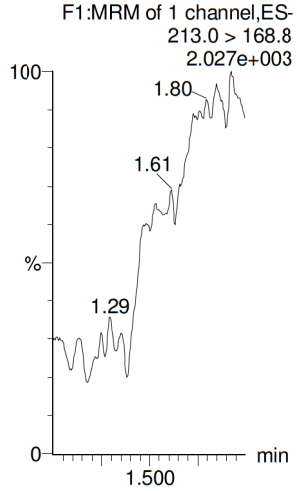

PFPeA

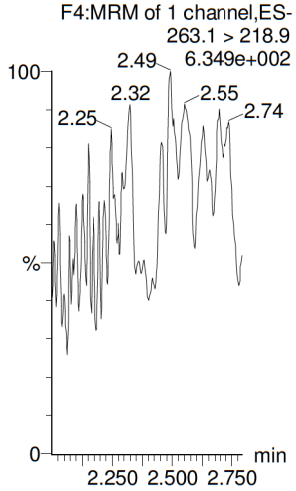

PFBS

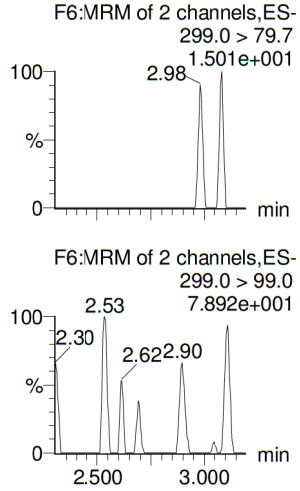

PFHxA

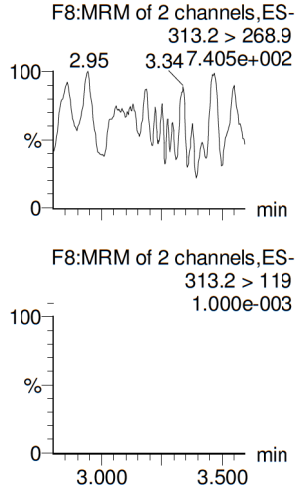

PFHpA

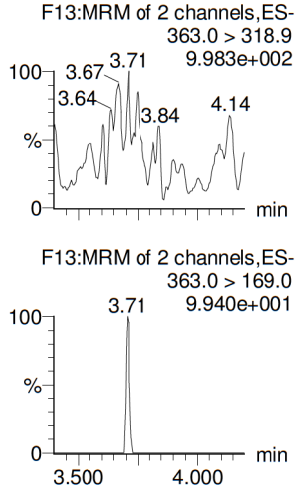

L-PFHxS

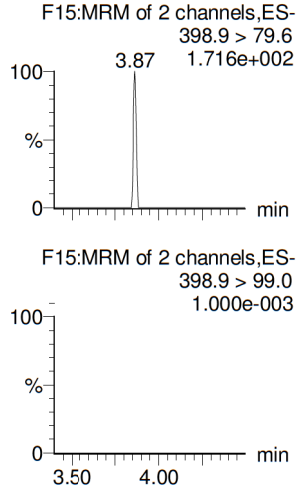

13C3-PFBA

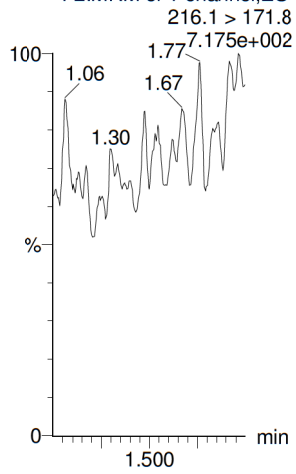

13C3-PFPeA

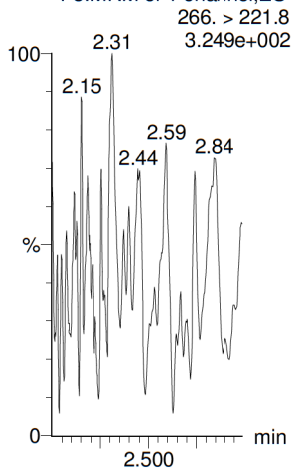

13C3-PFBS

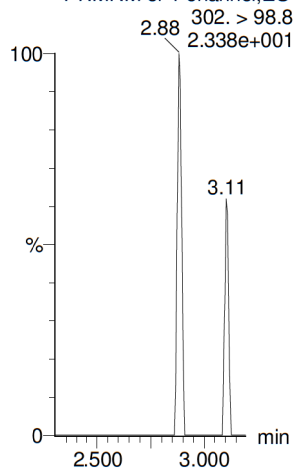

13C2-PFHxA

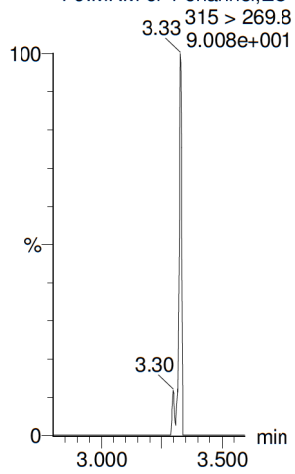

13C4-PFHpA

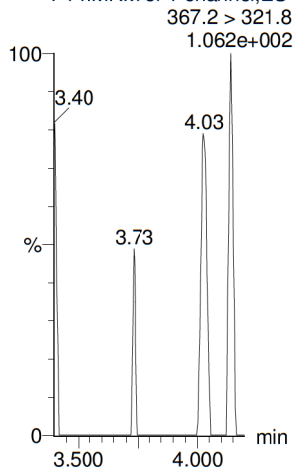

18O2-PFHxS

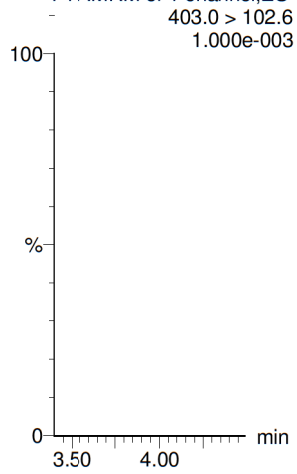

AC 12/4/17

Vista Analytical Laboratory

Dataset: U:\Q4.PRO\results\171203M1\171203M1-12.qld

Last Altered: Monday, December 04, 2017 15:29:16 Pacific Standard Time
Printed: Monday, December 04, 2017 15:31:40 Pacific Standard Time

Name: 171203M1_12, Date: 03-Dec-2017, Time: 16:03:38, ID: IPA, Description: IPA

6:2 FTS

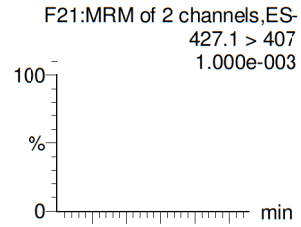

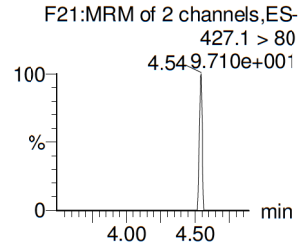

L-PFOA

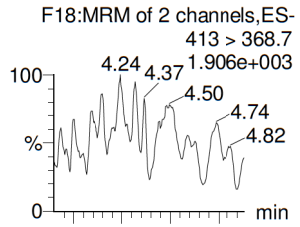

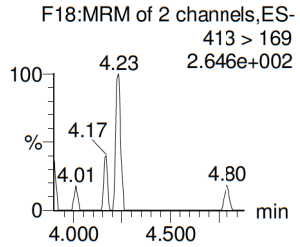

PFHpS

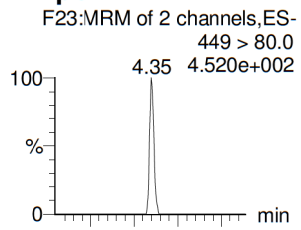

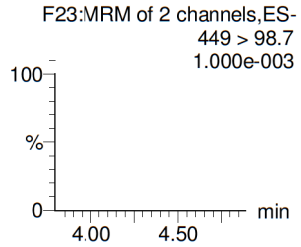

PFNA

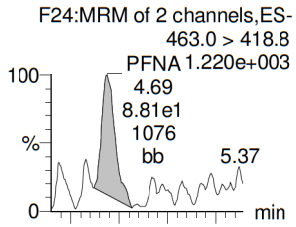

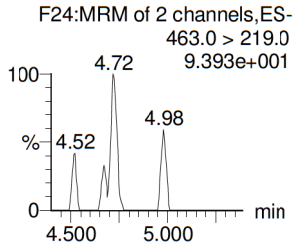

PFOSA

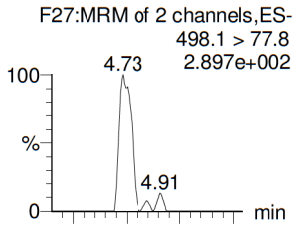

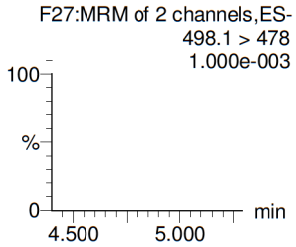

L-PFOS

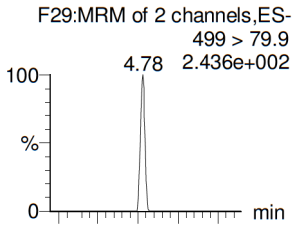

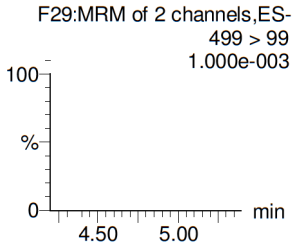

13C2-6:2 FTS

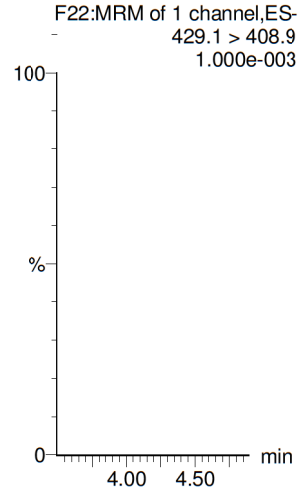

13C2-PFOA

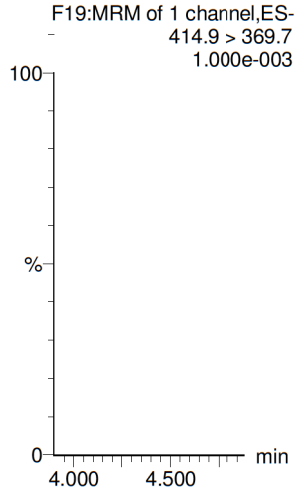

13C3-PFBS

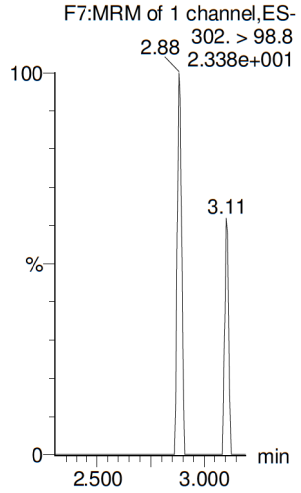

13C5-PFNA

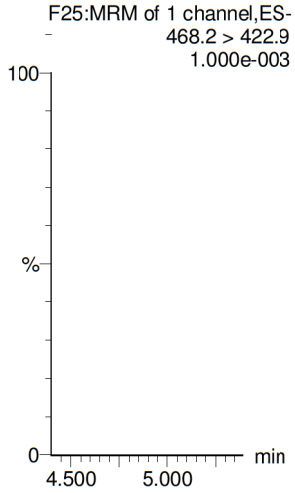

13C8-PFOSA

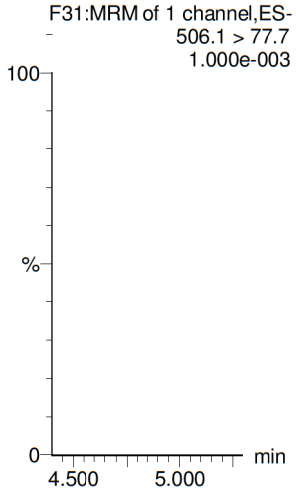

13C8-PFOS

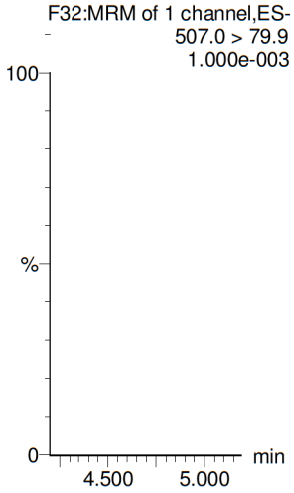

AC 12/4/17

Vista Analytical Laboratory

Dataset: U:\Q4.PRO\results\171203M1\171203M1-12.qld

Last Altered: Monday, December 04, 2017 15:29:16 Pacific Standard Time
Printed: Monday, December 04, 2017 15:31:40 Pacific Standard Time

Name: 171203M1_12, Date: 03-Dec-2017, Time: 16:03:38, ID: IPA, Description: IPA

PFDA

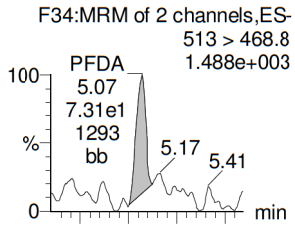

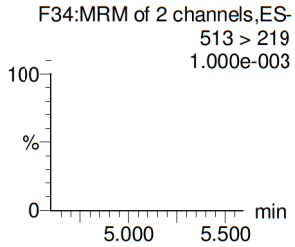

8:2 FTS

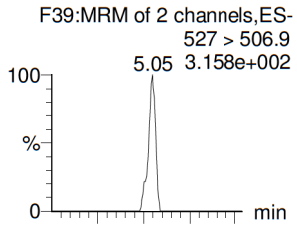

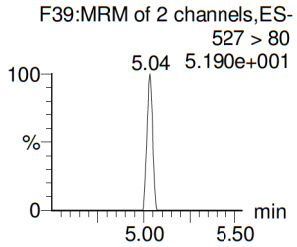

N-MeFOSAA

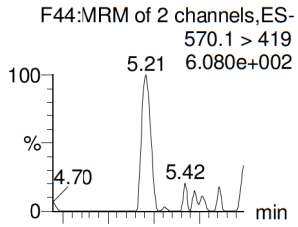

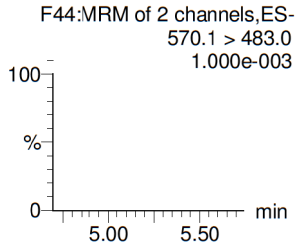

N-EtFOSAA

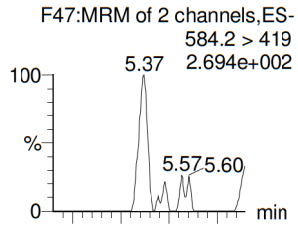

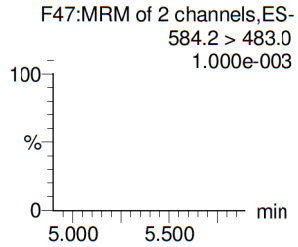

PFUdA

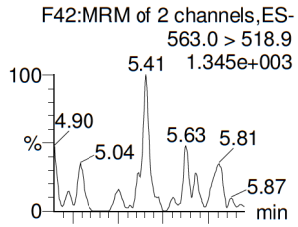

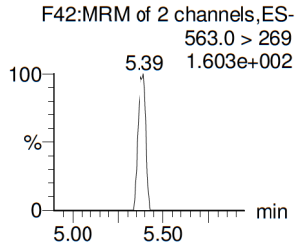

PFDS

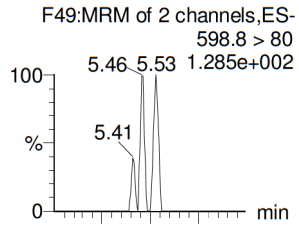

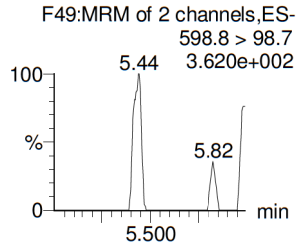

13C2-PFDA

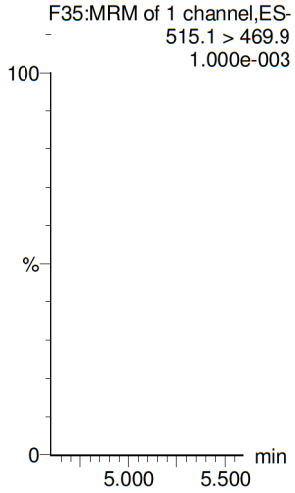

13C2-8:2 FTS

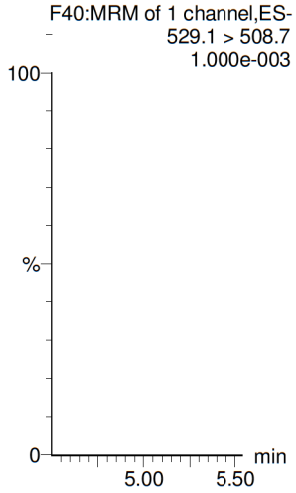

d3-N-MeFOSAA

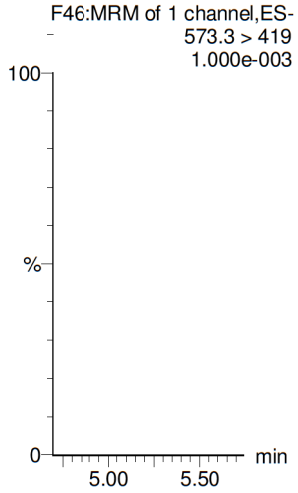

d5-N-EtFOSAA

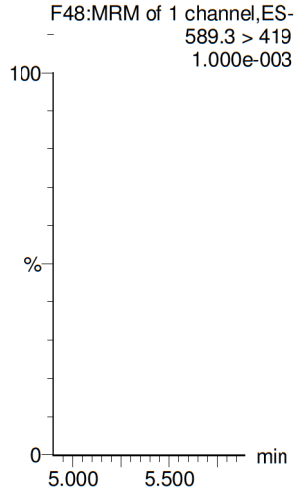

13C2-PFUdA

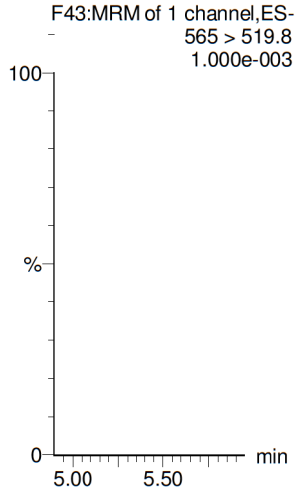

13C2-PFUdA

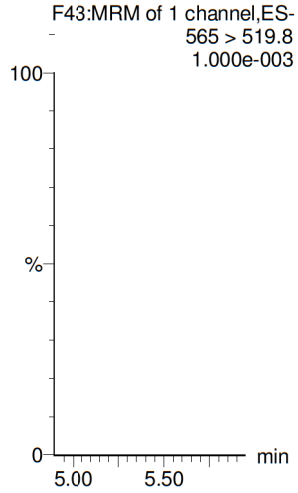

AC 12/4/17

Dataset: U:\Q4.PRO\results\171203M1\171203M1-12.qld

Last Altered: Monday, December 04, 2017 15:29:16 Pacific Standard Time
Printed: Monday, December 04, 2017 15:31:40 Pacific Standard Time

Name: 171203M1_12, Date: 03-Dec-2017, Time: 16:03:38, ID: IPA, Description: IPA

PFDoA

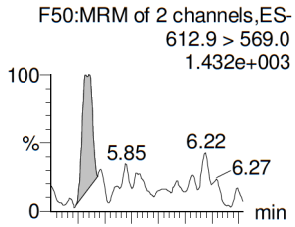

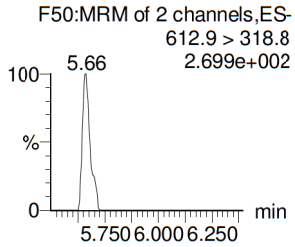

N-MeFOSA

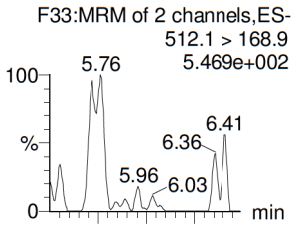

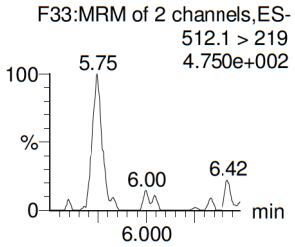

PFTrDA

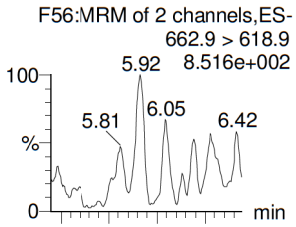

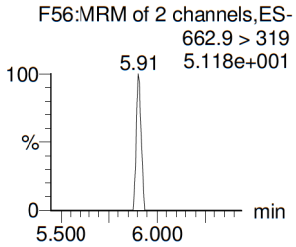

PFTeDA

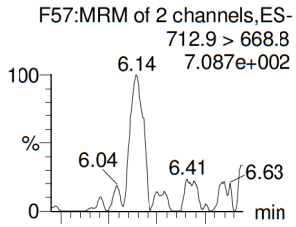

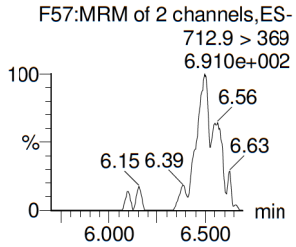

N-EtFOSA

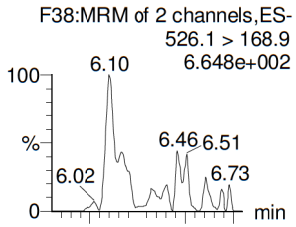

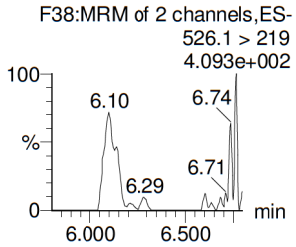

PFHxDA

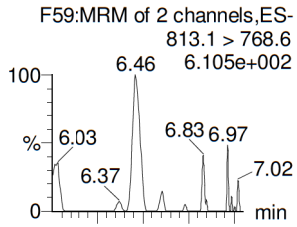

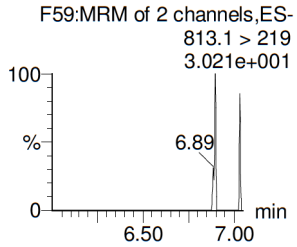

13C2-PFDoA

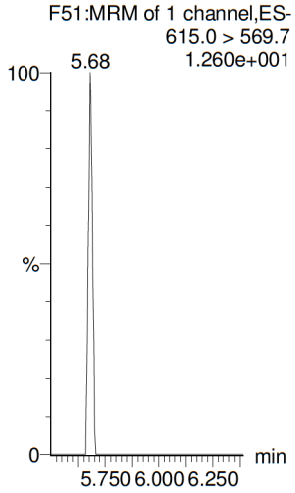

d3-N-MeFOSA

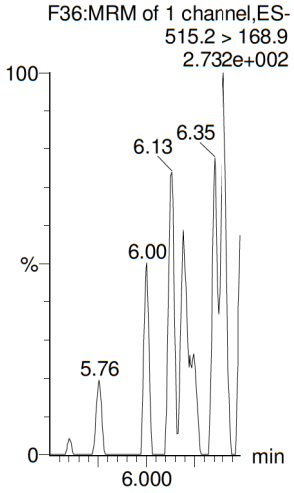

13C2-PFTeDA

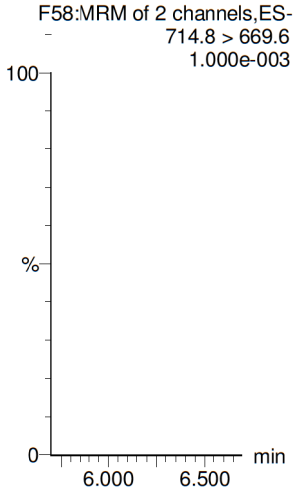

13C2-PFTeDA

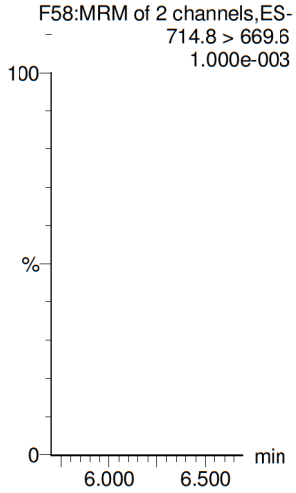

d5-N-ETFOSA

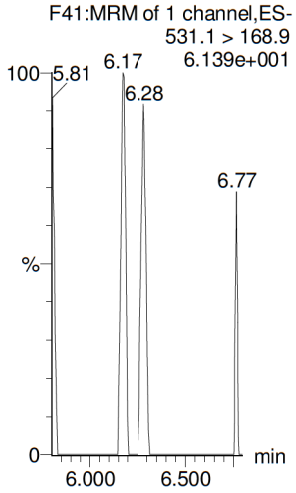

13C2-PFHxDA

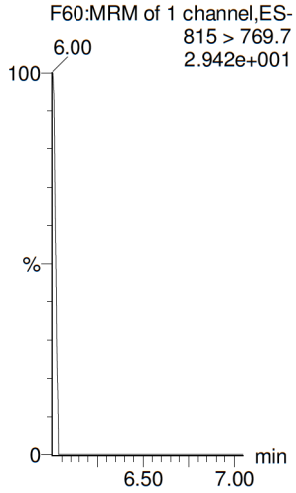

AC 12/4/17

Vista Analytical Laboratory

Dataset: U:\Q4.PRO\results\171203M1\171203M1-12.qld

Last Altered: Monday, December 04, 2017 15:29:16 Pacific Standard Time
Printed: Monday, December 04, 2017 15:31:40 Pacific Standard Time

Name: 171203M1_12, Date: 03-Dec-2017, Time: 16:03:38, ID: IPA, Description: IPA

PFODA

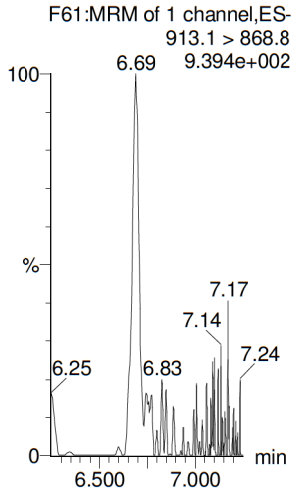

N-MeFOSE

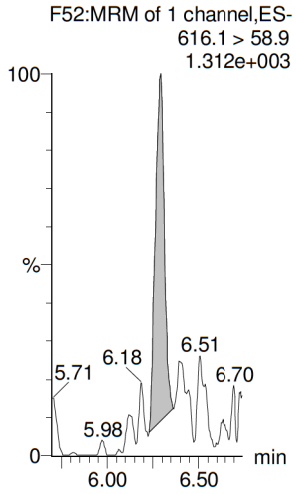

N-EtFOSE

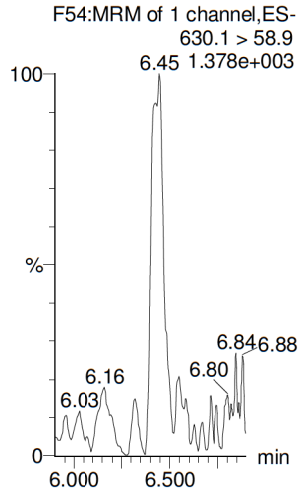

13C4-PFBA

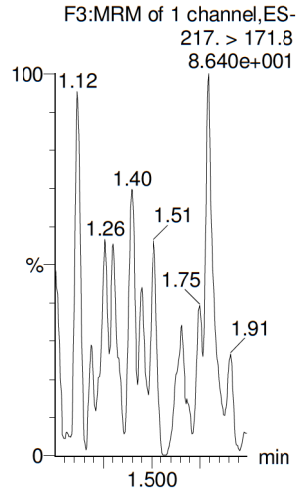

13C5-PFHxA

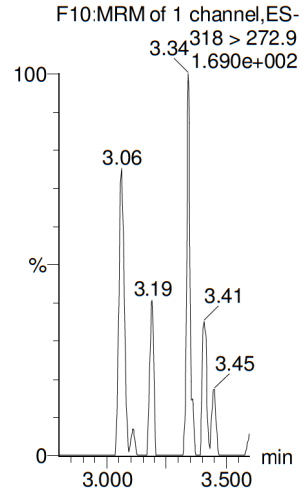

13C3-PFHxS

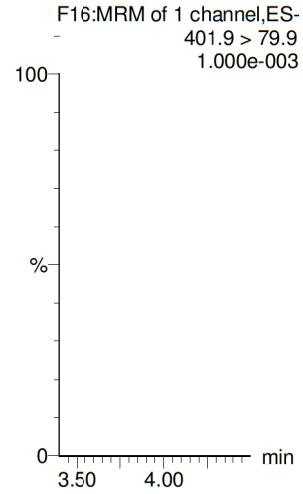

13C2-PFHxDA

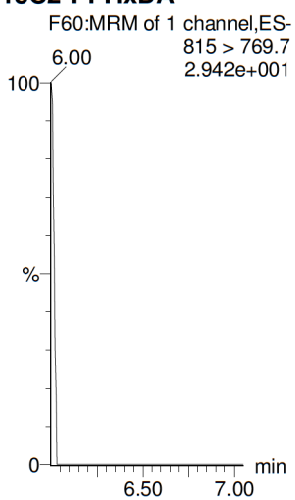

d7-N-MeFOSE

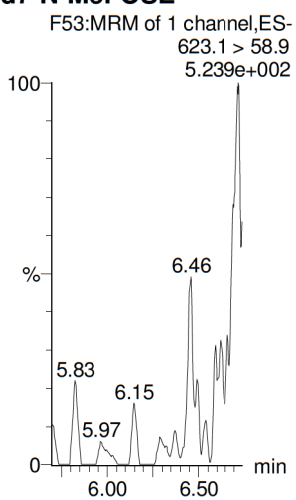

d9-N-EtFOSE

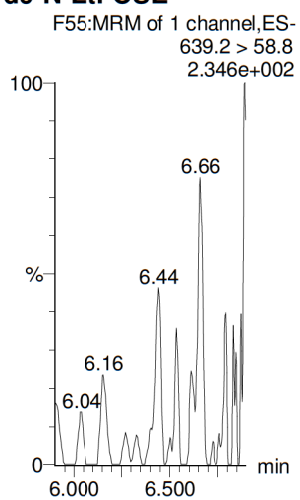

13C8-PFOA

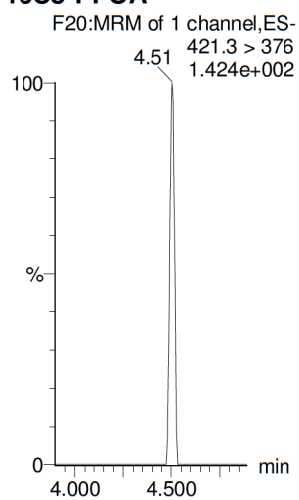

13C9-PFNA

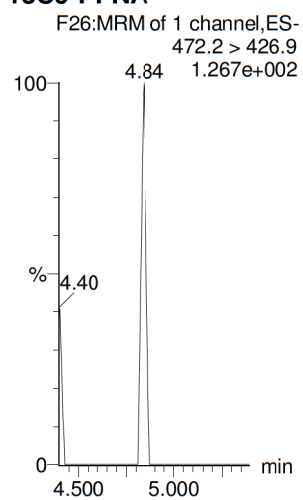

13C4-PFOS

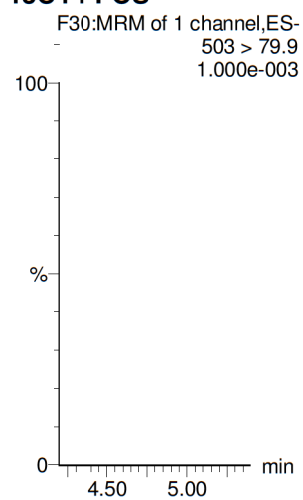

AC 12/4/17

Vista Analytical Laboratory

Dataset: U:\Q4.PRO\results\171203M1\171203M1-12.qld

Last Altered: Monday, December 04, 2017 15:29:16 Pacific Standard Time
Printed: Monday, December 04, 2017 15:31:40 Pacific Standard Time

Name: 171203M1_12, Date: 03-Dec-2017, Time: 16:03:38, ID: IPA, Description: IPA

13C6-PFDA

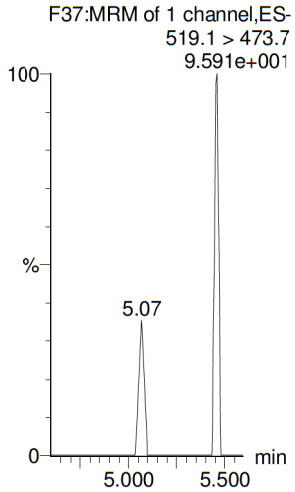

13C7-PFUdA

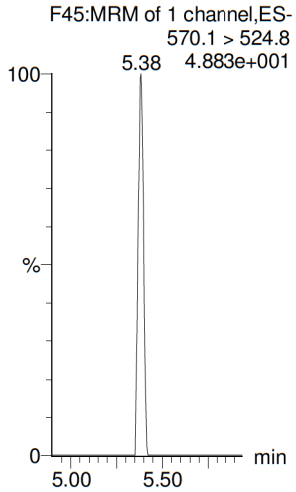

AC 12/4/17

December 04, 2017

Vista Work Order No. 1701663

Ms. Denise King
AMEC Foster Wheeler
271 Mill Road
Chelmsford, MA 01824

Dear Ms. King,

Enclosed are the results for the sample set received at Vista Analytical Laboratory on November 10, 2017. This sample set was analyzed on a standard turn-around time, under your Project Name 'Phase I PFC-29133006.019'.

Vista Analytical Laboratory is committed to serving you effectively. If you require additional information, please contact me at 916-673-1520 or by email at mmaier@vista-analytical.com.

Thank you for choosing Vista as part of your analytical support team.

Sincerely,

Karen J. Volpendesta for

Martha Maier
Laboratory Director

Vista Analytical Laboratory certifies that the report herein meets all the requirements set forth by NELAP for those applicable test methods. Results relate only to the samples as received by the laboratory. This report should not be reproduced except in full without the written approval of Vista.

Vista Analytical Laboratory 1104 Windfield Way El Dorado Hills, CA 95762 ph: 916-673-1520 fx: 916-673-0106 www.vista-analytical.com

Vista Work Order No. 1701663
Case Narrative

Sample Condition on Receipt:

Twenty soil samples were received in good condition and within the method temperature requirements. The samples were received and stored securely in accordance with Vista standard operating procedures and EPA methodology. The client confirmed that the sample labels for "TRUAX-07-SB03-110717-0.5-1.0" and "TRUAX-07-SO-DUP2-110717" are correct.

Two extra containers were received for sample "TRUAX-07-SB02-110717-0.5-1.0", but were not listed as an MS/MSD on the CoC. The client confirmed via phone call on December 4, 2017 that an MS/MSD is not required for this sample.

Analytical Notes:

VAL-PFAS

The samples were extracted and analyzed for a selected list of PFAS using VAL Method PFAS.

Holding Times

The samples were extracted and analyzed within the hold times.

Quality Control

The Initial Calibration and Continuing Calibration Verifications met the method acceptance criteria.

A Method Blank and Ongoing Precision and Recovery (OPR) sample were extracted and analyzed with the preparation batch. No analytes were detected in the Method Blank above 1/2 the LOQ. The OPR recoveries were within the method acceptance criteria.

The extracts of the following samples, as well as the Method Blank, OPR and MS, were re-injected because one or more Injection Internal Standard Analyte response areas were outside of criteria:

Laboratory ID	Sample Name
1701663-01	TRUAX-07-SO-DUP2-110717
1701663-02	TRUAX-07-SB01-110717-0.5-1.0
1701663-03	TRUAX-07-SB01-110717-4.5-5.0
1701663-04	TRUAX-08-SB03-110717-0.5-1.0
1701663-05	TRUAX-08-SB03-110717-4.5-5.0
1701663-07	TRUAX-08-SO-DUP3-110717
1701663-08	TRUAX-08-SB02-110717-5.0-5.5
1701663-10	TRUAX-08-SB01-110717-5.0-5.5
1701663-11	TRUAX-06-SB03-4.5-5.5
1701663-12	TRUAX-06-SB03-7.0-7.5
1701663-14	TRUAX-06-SB02-110717-4.5-5.0

1701663-16	TRUAX-09-SB03-110717-6.5-7.0
1701663-17	TRUAX-07-SB03-110717-0.5-1.0
1701663-18	TRUAX-07-SB03-110717-5.0-5.5
1701663-19	TRUAX-07-SB02-110717-0.5-1.0
1701663-20	TRUAX-07-SB02-110717-4.5-5.0

The results were similar in the second injections for "TRUAX-08-SB01-110717-5.0-5.5" and "TRUAX-06-SB03-4.5-5.5" and the results from the original injections have been reported. The area criteria passed for the second injections for all other extracts and the results from the re-injections have been reported.

The labeled standard recoveries for all QC and field samples were within the acceptance criteria.

As requested, an MS/MSD was performed on sample "TRUAX-06-SB02-0.5-1.0". The MS/MSD recoveries and RPDs were within the acceptace criteria.

TABLE OF CONTENTS

Case Narrative..... 1

Table of Contents..... 4

Sample Inventory..... 5

Analytical Results..... 6

Qualifiers..... 30

Certifications..... 31

Sample Receipt..... 34

Extraction Information..... 38

Sample Data - VAL - PFAS..... 45

IIS Areas, IBs and CCVs..... 166

ICAL with ICV and IB..... 318

Sample Inventory Report

Vista Sample ID	Client Sample ID		Sampled	Received	Components/Containers
1701663-01	TRUAX-07-SO-DUP2-110717		07-Nov-17 07:00	10-Nov-17 08:45	HDPE Jar, 6 oz
1701663-02	TRUAX-07-SB01-110717-0.5-1.0		07-Nov-17 14:20	10-Nov-17 08:45	HDPE Jar, 6 oz
1701663-03	TRUAX-07-SB01-110717-4.5-5.0		07-Nov-17 14:30	10-Nov-17 08:45	HDPE Jar, 6 oz
1701663-04	TRUAX-08-SB03-110717-0.5-1.0		07-Nov-17 14:55	10-Nov-17 08:45	HDPE Jar, 6 oz
1701663-05	TRUAX-08-SB03-110717-4.5-5.0		07-Nov-17 15:05	10-Nov-17 08:45	HDPE Jar, 6 oz
1701663-06	TRUAX-08-SB02-110717-0.5-1.0		07-Nov-17 15:20	10-Nov-17 08:45	HDPE Jar, 6 oz
1701663-07	TRUAX-08-SO-DUP3-110717		07-Nov-17 07:15	10-Nov-17 08:45	HDPE Jar, 6 oz
1701663-08	TRUAX-08-SB02-110717-5.0-5.5		07-Nov-17 15:40	10-Nov-17 08:45	HDPE Jar, 6 oz
1701663-09	TRUAX-08-SB01-110717-0.5-1.0		07-Nov-17 16:00	10-Nov-17 08:45	HDPE Jar, 6 oz
1701663-10	TRUAX-08-SB01-110717-5.0-5.5		07-Nov-17 16:05	10-Nov-17 08:45	HDPE Jar, 6 oz
1701663-11	TRUAX-06-SB03-4.5-5.5		07-Nov-17 07:50	10-Nov-17 08:45	HDPE Jar, 6 oz
1701663-12	TRUAX-06-SB03-7.0-7.5		07-Nov-17 08:00	10-Nov-17 08:45	HDPE Jar, 6 oz
1701663-13	TRUAX-06-SB02-0.5-1.0	MS/MSD	07-Nov-17 08:30	10-Nov-17 08:45	HDPE Jar, 6 oz
					HDPE Jar, 6 oz
					HDPE Jar, 6 oz
1701663-14	TRUAX-06-SB02-110717-4.5-5.0		07-Nov-17 08:40	10-Nov-17 08:45	HDPE Jar, 6 oz
1701663-15	TRUAX-09-SB03-110717-3.5-4.0		07-Nov-17 12:10	10-Nov-17 08:45	HDPE Jar, 6 oz
1701663-16	TRUAX-09-SB03-110717-6.5-7.0		07-Nov-17 12:50	10-Nov-17 08:45	HDPE Jar, 6 oz
1701663-17	TRUAX-07-SB03-110717-0.5-1.0		07-Nov-17 13:17	10-Nov-17 08:45	HDPE Jar, 6 oz
1701663-18	TRUAX-07-SB03-110717-5.0-5.5		07-Nov-17 13:30	10-Nov-17 08:45	HDPE Jar, 6 oz
1701663-19	TRUAX-07-SB02-110717-0.5-1.0		07-Nov-17 13:45	10-Nov-17 08:45	HDPE Jar, 6 oz
					HDPE Jar, 6 oz
					HDPE Jar, 6 oz
1701663-20	TRUAX-07-SB02-110717-4.5-5.0		07-Nov-17 14:00	10-Nov-17 08:45	HDPE Jar, 6 oz

Vista Project: 1701663

Client Project: Phase I PFC-29133006.019

ANALYTICAL RESULTS

Sample ID: Method Blank

VAL - PFAS

Client Data

Name: AMEC Foster Wheeler
Project: Phase I PFC-29133006.019
Matrix: Solid

Laboratory Data

Lab Sample: B7K0168-BLK1
Column: BEH C18

Analyte	Conc. (ug/kg)	DL	LOD	LOQ	Qualifiers	Batch	Extracted	Samp Size	Analyzed	Dilution
PFBS	ND	0.285	1.00	2.00		B7K0168	28-Nov-17	1.00 g	01-Dec-17 15:55	1
PFHpA	ND	0.285	1.00	2.00		B7K0168	28-Nov-17	1.00 g	01-Dec-17 15:55	1
PFHxS	ND	0.285	1.00	2.00		B7K0168	28-Nov-17	1.00 g	01-Dec-17 15:55	1
PFOA	ND	0.285	1.00	2.00		B7K0168	28-Nov-17	1.00 g	01-Dec-17 15:55	1
PFOS	ND	0.285	1.00	2.00		B7K0168	28-Nov-17	1.00 g	01-Dec-17 15:55	1
PFNA	ND	0.285	1.00	2.00		B7K0168	28-Nov-17	1.00 g	01-Dec-17 15:55	1

Labeled Standards	Type	% Recovery	Limits	Qualifiers	Batch	Extracted	Samp Size	Analyzed	Dilution
13C3-PFBS	IS	111	50 - 150		B7K0168	28-Nov-17	1.00 g	01-Dec-17 15:55	1
13C4-PFHpA	IS	107	50 - 150		B7K0168	28-Nov-17	1.00 g	01-Dec-17 15:55	1
18O2-PFHxS	IS	107	50 - 150		B7K0168	28-Nov-17	1.00 g	01-Dec-17 15:55	1
13C2-PFOA	IS	91.0	50 - 150		B7K0168	28-Nov-17	1.00 g	01-Dec-17 15:55	1
13C8-PFOS	IS	89.6	50 - 150		B7K0168	28-Nov-17	1.00 g	01-Dec-17 15:55	1
13C5-PFNA	IS	85.9	50 - 150		B7K0168	28-Nov-17	1.00 g	01-Dec-17 15:55	1

DL - Detection Limit
LOD - Limit of Detection
LOQ - Limit of quantitation
LCL-UCL- Lower control limit - upper control limit
The results are reported in dry weight.
The sample size is reported in wet weight.
Results reported to the DL.
When reported, PFHxS, PFOA and PFOS include both linear and branched isomers.
Only the linear isomer is reported for all other analytes.

Sample ID: OPR **VAL - PFAS**

Client Data

Name: AMEC Foster Wheeler
Project: Phase I PFC-29133006.019
Matrix: Solid

Laboratory Data

Lab Sample: B7K0168-BS1
Column: BEH C18

Analyte	Amt Found (ug/kg	Spike Amt	% Rec	Limits	Qualifiers	Batch	Extracted	Samp Size	Analyzed	Dilution
PFBS	11.7	10.0	117	70-130		B7K0168	28-Nov-17	1.00 g	30-Nov-17 18:17	1
PFHpA	11.7	10.0	117	70-130		B7K0168	28-Nov-17	1.00 g	30-Nov-17 18:17	1
PFHxS	10.9	10.0	109	70-130		B7K0168	28-Nov-17	1.00 g	30-Nov-17 18:17	1
PFOA	10.7	10.0	107	70-130		B7K0168	28-Nov-17	1.00 g	30-Nov-17 18:17	1
PFOS	12.9	10.0	129	70-130		B7K0168	28-Nov-17	1.00 g	30-Nov-17 18:17	1
PFNA	10.3	10.0	103	70-130		B7K0168	28-Nov-17	1.00 g	30-Nov-17 18:17	1

Labeled Standards	Type	% Rec	Limits	Qualifiers	Batch	Extracted	Samp Size	Analyzed	Dilution
13C3-PFBS	IS	94.1	50- 150		B7K0168	28-Nov-17	1.00 g	30-Nov-17 18:17	1
13C4-PFHpA	IS	86.0	50- 150		B7K0168	28-Nov-17	1.00 g	30-Nov-17 18:17	1
18O2-PFHxS	IS	88.4	50- 150		B7K0168	28-Nov-17	1.00 g	30-Nov-17 18:17	1
13C2-PFOA	IS	104	50- 150		B7K0168	28-Nov-17	1.00 g	30-Nov-17 18:17	1
13C8-PFOS	IS	84.3	50- 150		B7K0168	28-Nov-17	1.00 g	30-Nov-17 18:17	1
13C5-PFNA	IS	81.0	50- 150		B7K0168	28-Nov-17	1.00 g	30-Nov-17 18:17	1

Sample ID: TRUAX-07-SO-DUP2-110717

VAL - PFAS

Client Data

Name: AMEC Foster Wheeler
Project: Phase I PFC-29133006.019
Matrix: Soil
Date Collected: 07-Nov-17 07:00

Laboratory Data

Lab Sample: 1701663-01
Date Received: 10-Nov-17 08:45
% Solids: 81.8
Column: BEH C18

Analyte	Conc. (ug/kg)	DL	LOD	LOQ	Qualifiers	Batch	Extracted	Samp Size	Analyzed	Dilution
PFBS	ND	0.274	0.963	1.93		B7K0168	28-Nov-17	1.27 g	01-Dec-17 16:18	1
PFHpA	0.375	0.274	0.963	1.93	J	B7K0168	28-Nov-17	1.27 g	01-Dec-17 16:18	1
PFHxS	6.76	0.274	0.963	1.93		B7K0168	28-Nov-17	1.27 g	01-Dec-17 16:18	1
PFOA	1.03	0.274	0.963	1.93	J	B7K0168	28-Nov-17	1.27 g	01-Dec-17 16:18	1
PFOS	103	0.274	0.963	1.93		B7K0168	28-Nov-17	1.27 g	01-Dec-17 16:18	1
PFNA	1.04	0.274	0.963	1.93	J	B7K0168	28-Nov-17	1.27 g	01-Dec-17 16:18	1

Labeled Standards	Type	% Recovery	Limits	Qualifiers	Batch	Extracted	Samp Size	Analyzed	Dilution
13C3-PFBS	IS	109	50 - 150		B7K0168	28-Nov-17	1.27 g	01-Dec-17 16:18	1
13C4-PFHpA	IS	97.4	50 - 150		B7K0168	28-Nov-17	1.27 g	01-Dec-17 16:18	1
18O2-PFHxS	IS	103	50 - 150		B7K0168	28-Nov-17	1.27 g	01-Dec-17 16:18	1
13C2-PFOA	IS	81.2	50 - 150		B7K0168	28-Nov-17	1.27 g	01-Dec-17 16:18	1
13C8-PFOS	IS	83.1	50 - 150		B7K0168	28-Nov-17	1.27 g	01-Dec-17 16:18	1
13C5-PFNA	IS	78.0	50 - 150		B7K0168	28-Nov-17	1.27 g	01-Dec-17 16:18	1

DL - Detection Limit
LOD - Limit of Detection
LOQ - Limit of quantitation
LCL-UCL- Lower control limit - upper control limit
The results are reported in dry weight.
The sample size is reported in wet weight.
Results reported to the DL.
When reported, PFHxS, PFOA and PFOS include both linear and branched isomers.
Only the linear isomer is reported for all other analytes.

Sample ID: TRUAX-07-SB01-110717-0.5-1.0

VAL - PFAS

Client Data

Name: AMEC Foster Wheeler
Project: Phase I PFC-29133006.019
Matrix: Soil
Date Collected: 07-Nov-17 14:20

Laboratory Data

Lab Sample: 1701663-02
Date Received: 10-Nov-17 08:45
% Solids: 85.5
Column: BEH C18

Analyte	Conc. (ug/kg)	DL	LOD	LOQ	Qualifiers	Batch	Extracted	Samp Size	Analyzed	Dilution
PFBS	ND	0.285	0.999	2.00		B7K0168	28-Nov-17	1.17 g	01-Dec-17 16:29	1
PFHpA	ND	0.285	0.999	2.00		B7K0168	28-Nov-17	1.17 g	01-Dec-17 16:29	1
PFHxS	1.68	0.285	0.999	2.00	J	B7K0168	28-Nov-17	1.17 g	01-Dec-17 16:29	1
PFOA	0.337	0.285	0.999	2.00	J	B7K0168	28-Nov-17	1.17 g	01-Dec-17 16:29	1
PFOS	19.4	0.285	0.999	2.00		B7K0168	28-Nov-17	1.17 g	01-Dec-17 16:29	1
PFNA	ND	0.285	0.999	2.00		B7K0168	28-Nov-17	1.17 g	01-Dec-17 16:29	1

Labeled Standards	Type	% Recovery	Limits	Qualifiers	Batch	Extracted	Samp Size	Analyzed	Dilution
13C3-PFBS	IS	103	50 - 150		B7K0168	28-Nov-17	1.17 g	01-Dec-17 16:29	1
13C4-PFHpA	IS	83.3	50 - 150		B7K0168	28-Nov-17	1.17 g	01-Dec-17 16:29	1
18O2-PFHxS	IS	90.4	50 - 150		B7K0168	28-Nov-17	1.17 g	01-Dec-17 16:29	1
13C2-PFOA	IS	71.7	50 - 150		B7K0168	28-Nov-17	1.17 g	01-Dec-17 16:29	1
13C8-PFOS	IS	81.4	50 - 150		B7K0168	28-Nov-17	1.17 g	01-Dec-17 16:29	1
13C5-PFNA	IS	64.6	50 - 150		B7K0168	28-Nov-17	1.17 g	01-Dec-17 16:29	1

DL - Detection Limit
LOD - Limit of Detection
LOQ - Limit of quantitation
LCL-UCL- Lower control limit - upper control limit
The results are reported in dry weight.
The sample size is reported in wet weight.
Results reported to the DL.
When reported, PFHxS, PFOA and PFOS include both linear and branched isomers.
Only the linear isomer is reported for all other analytes.

Sample ID: TRUAX-07-SB01-110717-4.5-5.0

VAL - PFAS

Client Data

Name: AMEC Foster Wheeler
Project: Phase I PFC-29133006.019
Matrix: Soil
Date Collected: 07-Nov-17 14:30

Laboratory Data

Lab Sample: 1701663-03
Date Received: 10-Nov-17 08:45
% Solids: 91.0
Column: BEH C18

Analyte	Conc. (ug/kg)	DL	LOD	LOQ	Qualifiers	Batch	Extracted	Samp Size	Analyzed	Dilution
PFBS	ND	0.285	0.999	2.00		B7K0168	28-Nov-17	1.10 g	01-Dec-17 16:40	1
PFHpA	ND	0.285	0.999	2.00		B7K0168	28-Nov-17	1.10 g	01-Dec-17 16:40	1
PFHxS	1.88	0.285	0.999	2.00	J	B7K0168	28-Nov-17	1.10 g	01-Dec-17 16:40	1
PFOA	ND	0.285	0.999	2.00		B7K0168	28-Nov-17	1.10 g	01-Dec-17 16:40	1
PFOS	22.0	0.285	0.999	2.00		B7K0168	28-Nov-17	1.10 g	01-Dec-17 16:40	1
PFNA	ND	0.285	0.999	2.00		B7K0168	28-Nov-17	1.10 g	01-Dec-17 16:40	1

Labeled Standards	Type	% Recovery	Limits	Qualifiers	Batch	Extracted	Samp Size	Analyzed	Dilution
13C3-PFBS	IS	113	50 - 150		B7K0168	28-Nov-17	1.10 g	01-Dec-17 16:40	1
13C4-PFHpA	IS	108	50 - 150		B7K0168	28-Nov-17	1.10 g	01-Dec-17 16:40	1
18O2-PFHxS	IS	94.0	50 - 150		B7K0168	28-Nov-17	1.10 g	01-Dec-17 16:40	1
13C2-PFOA	IS	64.3	50 - 150		B7K0168	28-Nov-17	1.10 g	01-Dec-17 16:40	1
13C8-PFOS	IS	97.4	50 - 150		B7K0168	28-Nov-17	1.10 g	01-Dec-17 16:40	1
13C5-PFNA	IS	71.6	50 - 150		B7K0168	28-Nov-17	1.10 g	01-Dec-17 16:40	1

DL - Detection Limit
LOD - Limit of Detection
LOQ - Limit of quantitation
LCL-UCL- Lower control limit - upper control limit
The results are reported in dry weight.
The sample size is reported in wet weight.
Results reported to the DL.
When reported, PFHxS, PFOA and PFOS include both linear and branched isomers.
Only the linear isomer is reported for all other analytes.

Sample ID: TRUAX-08-SB03-110717-0.5-1.0

VAL - PFAS

Client Data

Name: AMEC Foster Wheeler
Project: Phase I PFC-29133006.019
Matrix: Soil
Date Collected: 07-Nov-17 14:55

Laboratory Data

Lab Sample: 1701663-04
Date Received: 10-Nov-17 08:45
% Solids: 84.0
Column: BEH C18

Analyte	Conc. (ug/kg)	DL	LOD	LOQ	Qualifiers	Batch	Extracted	Samp Size	Analyzed	Dilution
PFBS	ND	0.276	0.968	1.94		B7K0168	28-Nov-17	1.23 g	01-Dec-17 16:51	1
PFHpA	ND	0.276	0.968	1.94		B7K0168	28-Nov-17	1.23 g	01-Dec-17 16:51	1
PFHxS	2.28	0.276	0.968	1.94		B7K0168	28-Nov-17	1.23 g	01-Dec-17 16:51	1
PFOA	0.360	0.276	0.968	1.94	J	B7K0168	28-Nov-17	1.23 g	01-Dec-17 16:51	1
PFOS	27.7	0.276	0.968	1.94		B7K0168	28-Nov-17	1.23 g	01-Dec-17 16:51	1
PFNA	0.355	0.276	0.968	1.94	J	B7K0168	28-Nov-17	1.23 g	01-Dec-17 16:51	1

Labeled Standards	Type	% Recovery	Limits	Qualifiers	Batch	Extracted	Samp Size	Analyzed	Dilution
13C3-PFBS	IS	109	50 - 150		B7K0168	28-Nov-17	1.23 g	01-Dec-17 16:51	1
13C4-PFHpA	IS	98.0	50 - 150		B7K0168	28-Nov-17	1.23 g	01-Dec-17 16:51	1
18O2-PFHxS	IS	104	50 - 150		B7K0168	28-Nov-17	1.23 g	01-Dec-17 16:51	1
13C2-PFOA	IS	79.8	50 - 150		B7K0168	28-Nov-17	1.23 g	01-Dec-17 16:51	1
13C8-PFOS	IS	78.4	50 - 150		B7K0168	28-Nov-17	1.23 g	01-Dec-17 16:51	1
13C5-PFNA	IS	80.6	50 - 150		B7K0168	28-Nov-17	1.23 g	01-Dec-17 16:51	1

DL - Detection Limit
LOD - Limit of Detection
LOQ - Limit of quantitation
LCL-UCL- Lower control limit - upper control limit
The results are reported in dry weight.
The sample size is reported in wet weight.
Results reported to the DL.
When reported, PFHxS, PFOA and PFOS include both linear and branched isomers.
Only the linear isomer is reported for all other analytes.

Sample ID: TRUAX-08-SB03-110717-4.5-5.0

VAL - PFAS

Client Data

Name: AMEC Foster Wheeler
Project: Phase I PFC-29133006.019
Matrix: Soil
Date Collected: 07-Nov-17 15:05

Laboratory Data

Lab Sample: 1701663-05
Date Received: 10-Nov-17 08:45
% Solids: 79.6
Column: BEH C18

Analyte	Conc. (ug/kg)	DL	LOD	LOQ	Qualifiers	Batch	Extracted	Samp Size	Analyzed	Dilution
PFBS	ND	0.273	0.959	1.92		B7K0168	28-Nov-17	1.31 g	01-Dec-17 17:03	1
PFHpA	ND	0.273	0.959	1.92		B7K0168	28-Nov-17	1.31 g	01-Dec-17 17:03	1
PFHxS	0.814	0.273	0.959	1.92	J	B7K0168	28-Nov-17	1.31 g	01-Dec-17 17:03	1
PFOA	ND	0.273	0.959	1.92		B7K0168	28-Nov-17	1.31 g	01-Dec-17 17:03	1
PFOS	1.08	0.273	0.959	1.92	J	B7K0168	28-Nov-17	1.31 g	01-Dec-17 17:03	1
PFNA	ND	0.273	0.959	1.92		B7K0168	28-Nov-17	1.31 g	01-Dec-17 17:03	1

Labeled Standards	Type	% Recovery	Limits	Qualifiers	Batch	Extracted	Samp Size	Analyzed	Dilution
13C3-PFBS	IS	82.1	50 - 150		B7K0168	28-Nov-17	1.31 g	01-Dec-17 17:03	1
13C4-PFHpA	IS	77.1	50 - 150		B7K0168	28-Nov-17	1.31 g	01-Dec-17 17:03	1
18O2-PFHxS	IS	73.2	50 - 150		B7K0168	28-Nov-17	1.31 g	01-Dec-17 17:03	1
13C2-PFOA	IS	64.3	50 - 150		B7K0168	28-Nov-17	1.31 g	01-Dec-17 17:03	1
13C8-PFOS	IS	101	50 - 150		B7K0168	28-Nov-17	1.31 g	01-Dec-17 17:03	1
13C5-PFNA	IS	77.8	50 - 150		B7K0168	28-Nov-17	1.31 g	01-Dec-17 17:03	1

DL - Detection Limit
LOD - Limit of Detection
LOQ - Limit of quantitation
LCL-UCL- Lower control limit - upper control limit
The results are reported in dry weight.
The sample size is reported in wet weight.
Results reported to the DL.
When reported, PFHxS, PFOA and PFOS include both linear and branched isomers.
Only the linear isomer is reported for all other analytes.

Sample ID: TRUAX-08-SB02-110717-0.5-1.0

VAL - PFAS

Client Data

Name: AMEC Foster Wheeler
Project: Phase I PFC-29133006.019
Matrix: Soil
Date Collected: 07-Nov-17 15:20

Laboratory Data

Lab Sample: 1701663-06
Date Received: 10-Nov-17 08:45
% Solids: 90.8
Column: BEH C18

Analyte	Conc. (ug/kg)	DL	LOD	LOQ	Qualifiers	Batch	Extracted	Samp Size	Analyzed	Dilution
PFBS	ND	0.275	0.966	1.93		B7K0168	28-Nov-17	1.14 g	30-Nov-17 20:09	1
PFHpA	ND	0.275	0.966	1.93		B7K0168	28-Nov-17	1.14 g	30-Nov-17 20:09	1
PFHxS	3.71	0.275	0.966	1.93		B7K0168	28-Nov-17	1.14 g	30-Nov-17 20:09	1
PFOA	0.321	0.275	0.966	1.93	J	B7K0168	28-Nov-17	1.14 g	30-Nov-17 20:09	1
PFOS	19.9	0.275	0.966	1.93		B7K0168	28-Nov-17	1.14 g	30-Nov-17 20:09	1
PFNA	0.334	0.275	0.966	1.93	J	B7K0168	28-Nov-17	1.14 g	30-Nov-17 20:09	1

Labeled Standards	Type	% Recovery	Limits	Qualifiers	Batch	Extracted	Samp Size	Analyzed	Dilution
13C3-PFBS	IS	104	50 - 150		B7K0168	28-Nov-17	1.14 g	30-Nov-17 20:09	1
13C4-PFHpA	IS	84.8	50 - 150		B7K0168	28-Nov-17	1.14 g	30-Nov-17 20:09	1
18O2-PFHxS	IS	67.9	50 - 150		B7K0168	28-Nov-17	1.14 g	30-Nov-17 20:09	1
13C2-PFOA	IS	88.4	50 - 150		B7K0168	28-Nov-17	1.14 g	30-Nov-17 20:09	1
13C8-PFOS	IS	86.1	50 - 150		B7K0168	28-Nov-17	1.14 g	30-Nov-17 20:09	1
13C5-PFNA	IS	66.0	50 - 150		B7K0168	28-Nov-17	1.14 g	30-Nov-17 20:09	1

DL - Detection Limit
LOD - Limit of Detection
LOQ - Limit of quantitation
LCL-UCL- Lower control limit - upper control limit
The results are reported in dry weight.
The sample size is reported in wet weight.
Results reported to the DL.
When reported, PFHxS, PFOA and PFOS include both linear and branched isomers.
Only the linear isomer is reported for all other analytes.

Sample ID: TRUAX-08-SO-DUP3-110717

VAL - PFAS

Client Data

Name: AMEC Foster Wheeler
Project: Phase I PFC-29133006.019
Matrix: Soil
Date Collected: 07-Nov-17 07:15

Laboratory Data

Lab Sample: 1701663-07
Date Received: 10-Nov-17 08:45
% Solids: 90.1
Column: BEH C18

Analyte	Conc. (ug/kg)	DL	LOD	LOQ	Qualifiers	Batch	Extracted	Samp Size	Analyzed	Dilution
PFBS	0.339	0.280	0.982	1.96	J	B7K0168	28-Nov-17	1.13 g	01-Dec-17 17:14	1
PFHpA	0.430	0.280	0.982	1.96	J	B7K0168	28-Nov-17	1.13 g	01-Dec-17 17:14	1
PFHxS	7.59	0.280	0.982	1.96		B7K0168	28-Nov-17	1.13 g	01-Dec-17 17:14	1
PFOA	0.714	0.280	0.982	1.96	J	B7K0168	28-Nov-17	1.13 g	01-Dec-17 17:14	1
PFOS	38.1	0.280	0.982	1.96		B7K0168	28-Nov-17	1.13 g	01-Dec-17 17:14	1
PFNA	0.443	0.280	0.982	1.96	J	B7K0168	28-Nov-17	1.13 g	01-Dec-17 17:14	1

Labeled Standards	Type	% Recovery	Limits	Qualifiers	Batch	Extracted	Samp Size	Analyzed	Dilution
13C3-PFBS	IS	108	50 - 150		B7K0168	28-Nov-17	1.13 g	01-Dec-17 17:14	1
13C4-PFHpA	IS	86.2	50 - 150		B7K0168	28-Nov-17	1.13 g	01-Dec-17 17:14	1
18O2-PFHxS	IS	77.9	50 - 150		B7K0168	28-Nov-17	1.13 g	01-Dec-17 17:14	1
13C2-PFOA	IS	84.4	50 - 150		B7K0168	28-Nov-17	1.13 g	01-Dec-17 17:14	1
13C8-PFOS	IS	72.1	50 - 150		B7K0168	28-Nov-17	1.13 g	01-Dec-17 17:14	1
13C5-PFNA	IS	89.5	50 - 150		B7K0168	28-Nov-17	1.13 g	01-Dec-17 17:14	1

DL - Detection Limit
LOD - Limit of Detection
LOQ - Limit of quantitation
LCL-UCL- Lower control limit - upper control limit
The results are reported in dry weight.
The sample size is reported in wet weight.
Results reported to the DL.
When reported, PFHxS, PFOA and PFOS include both linear and branched isomers.
Only the linear isomer is reported for all other analytes.

Sample ID: TRUAX-08-SB02-110717-5.0-5.5

VAL - PFAS

Client Data

Name: AMEC Foster Wheeler
Project: Phase I PFC-29133006.019
Matrix: Soil
Date Collected: 07-Nov-17 15:40

Laboratory Data

Lab Sample: 1701663-08
Date Received: 10-Nov-17 08:45
% Solids: 87.6
Column: BEH C18

Analyte	Conc. (ug/kg)	DL	LOD	LOQ	Qualifiers	Batch	Extracted	Samp Size	Analyzed	Dilution
PFBS	0.322	0.278	0.976	1.95	J	B7K0168	28-Nov-17	1.17 g	01-Dec-17 17:25	1
PFHpA	0.587	0.278	0.976	1.95	J	B7K0168	28-Nov-17	1.17 g	01-Dec-17 17:25	1
PFHxS	6.05	0.278	0.976	1.95		B7K0168	28-Nov-17	1.17 g	01-Dec-17 17:25	1
PFOA	0.920	0.278	0.976	1.95	J	B7K0168	28-Nov-17	1.17 g	01-Dec-17 17:25	1
PFOS	27.4	0.278	0.976	1.95		B7K0168	28-Nov-17	1.17 g	01-Dec-17 17:25	1
PFNA	0.582	0.278	0.976	1.95	J	B7K0168	28-Nov-17	1.17 g	01-Dec-17 17:25	1

Labeled Standards	Type	% Recovery	Limits	Qualifiers	Batch	Extracted	Samp Size	Analyzed	Dilution
13C3-PFBS	IS	104	50 - 150		B7K0168	28-Nov-17	1.17 g	01-Dec-17 17:25	1
13C4-PFHpA	IS	80.9	50 - 150		B7K0168	28-Nov-17	1.17 g	01-Dec-17 17:25	1
18O2-PFHxS	IS	92.1	50 - 150		B7K0168	28-Nov-17	1.17 g	01-Dec-17 17:25	1
13C2-PFOA	IS	71.0	50 - 150		B7K0168	28-Nov-17	1.17 g	01-Dec-17 17:25	1
13C8-PFOS	IS	87.9	50 - 150		B7K0168	28-Nov-17	1.17 g	01-Dec-17 17:25	1
13C5-PFNA	IS	78.8	50 - 150		B7K0168	28-Nov-17	1.17 g	01-Dec-17 17:25	1

DL - Detection Limit
LOD - Limit of Detection
LOQ - Limit of quantitation
LCL-UCL- Lower control limit - upper control limit
The results are reported in dry weight.
The sample size is reported in wet weight.
Results reported to the DL.
When reported, PFHxS, PFOA and PFOS include both linear and branched isomers.
Only the linear isomer is reported for all other analytes.

Sample ID: TRUAX-08-SB01-110717-0.5-1.0

VAL - PFAS

Client Data

Name: AMEC Foster Wheeler
Project: Phase I PFC-29133006.019
Matrix: Soil
Date Collected: 07-Nov-17 16:00

Laboratory Data

Lab Sample: 1701663-09
Date Received: 10-Nov-17 08:45
% Solids: 83.1
Column: BEH C18

Analyte	Conc. (ug/kg)	DL	LOD	LOQ	Qualifiers	Batch	Extracted	Samp Size	Analyzed	Dilution
PFBS	ND	0.270	0.947	1.89		B7K0168	28-Nov-17	1.27 g	30-Nov-17 21:16	1
PFHpA	0.411	0.270	0.947	1.89	J	B7K0168	28-Nov-17	1.27 g	30-Nov-17 21:16	1
PFHxS	3.14	0.270	0.947	1.89		B7K0168	28-Nov-17	1.27 g	30-Nov-17 21:16	1
PFOA	0.831	0.270	0.947	1.89	J	B7K0168	28-Nov-17	1.27 g	30-Nov-17 21:16	1
PFOS	36.6	0.270	0.947	1.89		B7K0168	28-Nov-17	1.27 g	30-Nov-17 21:16	1
PFNA	0.805	0.270	0.947	1.89	J	B7K0168	28-Nov-17	1.27 g	30-Nov-17 21:16	1

Labeled Standards	Type	% Recovery	Limits	Qualifiers	Batch	Extracted	Samp Size	Analyzed	Dilution
13C3-PFBS	IS	104	50 - 150		B7K0168	28-Nov-17	1.27 g	30-Nov-17 21:16	1
13C4-PFHpA	IS	91.3	50 - 150		B7K0168	28-Nov-17	1.27 g	30-Nov-17 21:16	1
18O2-PFHxS	IS	76.0	50 - 150		B7K0168	28-Nov-17	1.27 g	30-Nov-17 21:16	1
13C2-PFOA	IS	75.7	50 - 150		B7K0168	28-Nov-17	1.27 g	30-Nov-17 21:16	1
13C8-PFOS	IS	72.2	50 - 150		B7K0168	28-Nov-17	1.27 g	30-Nov-17 21:16	1
13C5-PFNA	IS	80.0	50 - 150		B7K0168	28-Nov-17	1.27 g	30-Nov-17 21:16	1

DL - Detection Limit
LOD - Limit of Detection
LOQ - Limit of quantitation
LCL-UCL- Lower control limit - upper control limit
The results are reported in dry weight.
The sample size is reported in wet weight.
Results reported to the DL.
When reported, PFHxS, PFOA and PFOS include both linear and branched isomers.
Only the linear isomer is reported for all other analytes.

Sample ID: TRUAX-08-SB01-110717-5.0-5.5

VAL - PFAS

Client Data

Name: AMEC Foster Wheeler
Project: Phase I PFC-29133006.019
Matrix: Soil
Date Collected: 07-Nov-17 16:05

Laboratory Data

Lab Sample: 1701663-10
Date Received: 10-Nov-17 08:45
% Solids: 88.2
Column: BEH C18

Analyte	Conc. (ug/kg)	DL	LOD	LOQ	Qualifiers	Batch	Extracted	Samp Size	Analyzed	Dilution
PFBS	ND	0.278	0.977	1.95		B7K0168	28-Nov-17	1.16 g	30-Nov-17 21:27	1
PFHpA	ND	0.278	0.977	1.95		B7K0168	28-Nov-17	1.16 g	30-Nov-17 21:27	1
PFHxS	1.25	0.278	0.977	1.95	J	B7K0168	28-Nov-17	1.16 g	30-Nov-17 21:27	1
PFOA	ND	0.278	0.977	1.95		B7K0168	28-Nov-17	1.16 g	30-Nov-17 21:27	1
PFOS	46.3	0.278	0.977	1.95		B7K0168	28-Nov-17	1.16 g	30-Nov-17 21:27	1
PFNA	0.793	0.278	0.977	1.95	J	B7K0168	28-Nov-17	1.16 g	30-Nov-17 21:27	1

Labeled Standards	Type	% Recovery	Limits	Qualifiers	Batch	Extracted	Samp Size	Analyzed	Dilution
13C3-PFBS	IS	101	50 - 150		B7K0168	28-Nov-17	1.16 g	30-Nov-17 21:27	1
13C4-PFHpA	IS	96.2	50 - 150		B7K0168	28-Nov-17	1.16 g	30-Nov-17 21:27	1
18O2-PFHxS	IS	94.0	50 - 150		B7K0168	28-Nov-17	1.16 g	30-Nov-17 21:27	1
13C2-PFOA	IS	84.6	50 - 150		B7K0168	28-Nov-17	1.16 g	30-Nov-17 21:27	1
13C8-PFOS	IS	87.9	50 - 150		B7K0168	28-Nov-17	1.16 g	30-Nov-17 21:27	1
13C5-PFNA	IS	72.1	50 - 150		B7K0168	28-Nov-17	1.16 g	30-Nov-17 21:27	1

DL - Detection Limit
LOD - Limit of Detection
LOQ - Limit of quantitation
LCL-UCL- Lower control limit - upper control limit
The results are reported in dry weight.
The sample size is reported in wet weight.
Results reported to the DL.
When reported, PFHxS, PFOA and PFOS include both linear and branched isomers.
Only the linear isomer is reported for all other analytes.

Sample ID: TRUAX-06-SB03-4.5-5.5

VAL - PFAS

Client Data

Name: AMEC Foster Wheeler
Project: Phase I PFC-29133006.019
Matrix: Soil
Date Collected: 07-Nov-17 07:50

Laboratory Data

Lab Sample: 1701663-11
Date Received: 10-Nov-17 08:45
% Solids: 84.9
Column: BEH C18

Analyte	Conc. (ug/kg)	DL	LOD	LOQ	Qualifiers	Batch	Extracted	Samp Size	Analyzed	Dilution
PFBS	ND	0.264	0.927	1.85		B7K0168	28-Nov-17	1.27 g	30-Nov-17 21:38	1
PFHpA	ND	0.264	0.927	1.85		B7K0168	28-Nov-17	1.27 g	30-Nov-17 21:38	1
PFHxS	0.326	0.264	0.927	1.85	J	B7K0168	28-Nov-17	1.27 g	30-Nov-17 21:38	1
PFOA	ND	0.264	0.927	1.85		B7K0168	28-Nov-17	1.27 g	30-Nov-17 21:38	1
PFOS	2.13	0.264	0.927	1.85		B7K0168	28-Nov-17	1.27 g	30-Nov-17 21:38	1
PFNA	ND	0.264	0.927	1.85		B7K0168	28-Nov-17	1.27 g	30-Nov-17 21:38	1

Labeled Standards	Type	% Recovery	Limits	Qualifiers	Batch	Extracted	Samp Size	Analyzed	Dilution
13C3-PFBS	IS	88.0	50 - 150		B7K0168	28-Nov-17	1.27 g	30-Nov-17 21:38	1
13C4-PFHpA	IS	83.9	50 - 150		B7K0168	28-Nov-17	1.27 g	30-Nov-17 21:38	1
18O2-PFHxS	IS	82.9	50 - 150		B7K0168	28-Nov-17	1.27 g	30-Nov-17 21:38	1
13C2-PFOA	IS	82.9	50 - 150		B7K0168	28-Nov-17	1.27 g	30-Nov-17 21:38	1
13C8-PFOS	IS	85.3	50 - 150		B7K0168	28-Nov-17	1.27 g	30-Nov-17 21:38	1
13C5-PFNA	IS	67.4	50 - 150		B7K0168	28-Nov-17	1.27 g	30-Nov-17 21:38	1

DL - Detection Limit
LOD - Limit of Detection
LOQ - Limit of quantitation
LCL-UCL- Lower control limit - upper control limit
The results are reported in dry weight.
The sample size is reported in wet weight.
Results reported to the DL.
When reported, PFHxS, PFOA and PFOS include both linear and branched isomers.
Only the linear isomer is reported for all other analytes.

Sample ID: TRUAX-06-SB03-7.0-7.5

VAL - PFAS

Client Data

Name: AMEC Foster Wheeler
Project: Phase I PFC-29133006.019
Matrix: Soil
Date Collected: 07-Nov-17 08:00

Laboratory Data

Lab Sample: 1701663-12
Date Received: 10-Nov-17 08:45
% Solids: 88.2
Column: BEH C18

Analyte	Conc. (ug/kg)	DL	LOD	LOQ	Qualifiers	Batch	Extracted	Samp Size	Analyzed	Dilution
PFBS	ND	0.267	0.937	1.87		B7K0168	28-Nov-17	1.21 g	01-Dec-17 17:58	1
PFHpA	ND	0.267	0.937	1.87		B7K0168	28-Nov-17	1.21 g	01-Dec-17 17:58	1
PFHxS	0.287	0.267	0.937	1.87	J	B7K0168	28-Nov-17	1.21 g	01-Dec-17 17:58	1
PFOA	ND	0.267	0.937	1.87		B7K0168	28-Nov-17	1.21 g	01-Dec-17 17:58	1
PFOS	ND	0.267	0.937	1.87		B7K0168	28-Nov-17	1.21 g	01-Dec-17 17:58	1
PFNA	ND	0.267	0.937	1.87		B7K0168	28-Nov-17	1.21 g	01-Dec-17 17:58	1

Labeled Standards	Type	% Recovery	Limits	Qualifiers	Batch	Extracted	Samp Size	Analyzed	Dilution
13C3-PFBS	IS	101	50 - 150		B7K0168	28-Nov-17	1.21 g	01-Dec-17 17:58	1
13C4-PFHpA	IS	87.4	50 - 150		B7K0168	28-Nov-17	1.21 g	01-Dec-17 17:58	1
18O2-PFHxS	IS	87.6	50 - 150		B7K0168	28-Nov-17	1.21 g	01-Dec-17 17:58	1
13C2-PFOA	IS	66.9	50 - 150		B7K0168	28-Nov-17	1.21 g	01-Dec-17 17:58	1
13C8-PFOS	IS	84.5	50 - 150		B7K0168	28-Nov-17	1.21 g	01-Dec-17 17:58	1
13C5-PFNA	IS	73.4	50 - 150		B7K0168	28-Nov-17	1.21 g	01-Dec-17 17:58	1

DL - Detection Limit
LOD - Limit of Detection
LOQ - Limit of quantitation
LCL-UCL- Lower control limit - upper control limit
The results are reported in dry weight.
The sample size is reported in wet weight.
Results reported to the DL.
When reported, PFHxS, PFOA and PFOS include both linear and branched isomers.
Only the linear isomer is reported for all other analytes.

Sample ID: TRUAX-06-SB02-0.5-1.0

VAL - PFAS

Client Data

Name: AMEC Foster Wheeler
Project: Phase I PFC-29133006.019
Matrix: Soil
Date Collected: 07-Nov-17 08:30

Laboratory Data

Lab Sample: 1701663-13
Date Received: 10-Nov-17 08:45
% Solids: 85.8
Column: BEH C18

Analyte	Conc. (ug/kg)	DL	LOD	LOQ	Qualifiers	Batch	Extracted	Samp Size	Analyzed	Dilution
PFBS	ND	0.277	0.971	1.94		B7K0168	28-Nov-17	1.20 g	30-Nov-17 22:00	1
PFHpA	ND	0.277	0.971	1.94		B7K0168	28-Nov-17	1.20 g	30-Nov-17 22:00	1
PFHxS	2.87	0.277	0.971	1.94		B7K0168	28-Nov-17	1.20 g	30-Nov-17 22:00	1
PFOA	ND	0.277	0.971	1.94		B7K0168	28-Nov-17	1.20 g	30-Nov-17 22:00	1
PFOS	16.4	0.277	0.971	1.94		B7K0168	28-Nov-17	1.20 g	30-Nov-17 22:00	1
PFNA	0.378	0.277	0.971	1.94	J	B7K0168	28-Nov-17	1.20 g	30-Nov-17 22:00	1

Labeled Standards	Type	% Recovery	Limits	Qualifiers	Batch	Extracted	Samp Size	Analyzed	Dilution
13C3-PFBS	IS	93.1	50 - 150		B7K0168	28-Nov-17	1.20 g	30-Nov-17 22:00	1
13C4-PFHpA	IS	83.9	50 - 150		B7K0168	28-Nov-17	1.20 g	30-Nov-17 22:00	1
18O2-PFHxS	IS	84.2	50 - 150		B7K0168	28-Nov-17	1.20 g	30-Nov-17 22:00	1
13C2-PFOA	IS	80.2	50 - 150		B7K0168	28-Nov-17	1.20 g	30-Nov-17 22:00	1
13C8-PFOS	IS	80.1	50 - 150		B7K0168	28-Nov-17	1.20 g	30-Nov-17 22:00	1
13C5-PFNA	IS	73.6	50 - 150		B7K0168	28-Nov-17	1.20 g	30-Nov-17 22:00	1

DL - Detection Limit
LOD - Limit of Detection
LOQ - Limit of quantitation
LCL-UCL- Lower control limit - upper control limit
The results are reported in dry weight.
The sample size is reported in wet weight.
Results reported to the DL.
When reported, PFHxS, PFOA and PFOS include both linear and branched isomers.
Only the linear isomer is reported for all other analytes.

Sample ID: TRUAX-06-SB02-0.5-1.0 **VAL - PFAS**

Name:	AMEC Foster Wheeler	Lab Sample:	B7K0168-MS1/B7K0168-MSD1	Source Lab Sample:	1701663-13
Project:	Phase I PFC-29133006.019	QC Batch:	B7K0168	Date Extracted:	28-Nov-17
Matrix:	Solid	Samp Size:	1.16/1.20 g	Column:	BEH C18

Analyte	Sample (ug/kg)	MS (ug/kg)	MS Spike Amt	MS % Rec	MS Quals	MSD (ug/kg)	MSD Spike Amt	MSD % Rec	RPD	MSD Quals	%Rec Limits	RPD Limits	MS Analyzed	MS Dil	MSD Analyzed	MSD Dil
PFBS	ND	12.4	10.0	124		10.7	9.71	110	12.0		70-130	30	01-Dec-17 16:07	1	30-Nov-17 19:01	1
PFHpA	ND	12.2	10.0	121		10.8	9.71	110	9.52		70-130	30	01-Dec-17 16:07	1	30-Nov-17 19:01	1
PFHxS	2.87	12.5	10.0	96.0		12.3	9.71	96.6	0.623		70-130	30	01-Dec-17 16:07	1	30-Nov-17 19:01	1
PFOA	ND	12.6	10.0	124		9.60	9.71	96.8	24.6		70-130	30	01-Dec-17 16:07	1	30-Nov-17 19:01	1
PFOS	16.4	28.1	10.0	117		27.1	9.71	111	5.26		70-130	30	01-Dec-17 16:07	1	30-Nov-17 19:01	1
PFNA	0.378	11.6	10.0	113		12.2	9.71	122	7.66		70-130	30	01-Dec-17 16:07	1	30-Nov-17 19:01	1

Labeled Standards	Type	MS % Rec	MS Quals	MSD % Rec	MSD Quals	Limits	MS Analyzed	MS Dil	MSD Analyzed	MSD Dil
13C3-PFBS	IS	101		96.0		50-150	01-Dec-17 16:07	1	30-Nov-17 19:01	1
13C4-PFHpA	IS	89.3		90.0		50-150	01-Dec-17 16:07	1	30-Nov-17 19:01	1
18O2-PFHxS	IS	89.7		85.4		50-150	01-Dec-17 16:07	1	30-Nov-17 19:01	1
13C2-PFOA	IS	84.5		87.4		50-150	01-Dec-17 16:07	1	30-Nov-17 19:01	1
13C8-PFOS	IS	84.5		100		50-150	01-Dec-17 16:07	1	30-Nov-17 19:01	1
13C5-PFNA	IS	77.3		85.4		50-150	01-Dec-17 16:07	1	30-Nov-17 19:01	1

Sample ID: TRUAX-06-SB02-110717-4.5-5.0

VAL - PFAS

Client Data

Name: AMEC Foster Wheeler
Project: Phase I PFC-29133006.019
Matrix: Soil
Date Collected: 07-Nov-17 08:40

Laboratory Data

Lab Sample: 1701663-14
Date Received: 10-Nov-17 08:45
% Solids: 81.9
Column: BEH C18

Analyte	Conc. (ug/kg)	DL	LOD	LOQ	Qualifiers	Batch	Extracted	Samp Size	Analyzed	Dilution
PFBS	ND	0.274	0.961	1.92		B7K0168	28-Nov-17	1.27 g	01-Dec-17 18:54	1
PFHpA	ND	0.274	0.961	1.92		B7K0168	28-Nov-17	1.27 g	01-Dec-17 18:54	1
PFHxS	ND	0.274	0.961	1.92		B7K0168	28-Nov-17	1.27 g	01-Dec-17 18:54	1
PFOA	ND	0.274	0.961	1.92		B7K0168	28-Nov-17	1.27 g	01-Dec-17 18:54	1
PFOS	0.995	0.274	0.961	1.92	J	B7K0168	28-Nov-17	1.27 g	01-Dec-17 18:54	1
PFNA	ND	0.274	0.961	1.92		B7K0168	28-Nov-17	1.27 g	01-Dec-17 18:54	1

Labeled Standards	Type	% Recovery	Limits	Qualifiers	Batch	Extracted	Samp Size	Analyzed	Dilution
13C3-PFBS	IS	89.0	50 - 150		B7K0168	28-Nov-17	1.27 g	01-Dec-17 18:54	1
13C4-PFHpA	IS	87.9	50 - 150		B7K0168	28-Nov-17	1.27 g	01-Dec-17 18:54	1
18O2-PFHxS	IS	79.5	50 - 150		B7K0168	28-Nov-17	1.27 g	01-Dec-17 18:54	1
13C2-PFOA	IS	85.3	50 - 150		B7K0168	28-Nov-17	1.27 g	01-Dec-17 18:54	1
13C8-PFOS	IS	101	50 - 150		B7K0168	28-Nov-17	1.27 g	01-Dec-17 18:54	1
13C5-PFNA	IS	81.4	50 - 150		B7K0168	28-Nov-17	1.27 g	01-Dec-17 18:54	1

DL - Detection Limit
LOD - Limit of Detection
LOQ - Limit of quantitation
LCL-UCL- Lower control limit - upper control limit
The results are reported in dry weight.
The sample size is reported in wet weight.
Results reported to the DL.
When reported, PFHxS, PFOA and PFOS include both linear and branched isomers.
Only the linear isomer is reported for all other analytes.

Sample ID: TRUAX-09-SB03-110717-3.5-4.0

VAL - PFAS

Client Data

Name: AMEC Foster Wheeler
Project: Phase I PFC-29133006.019
Matrix: Soil
Date Collected: 07-Nov-17 12:10

Laboratory Data

Lab Sample: 1701663-15
Date Received: 10-Nov-17 08:45
% Solids: 81.2
Column: BEH C18

Analyte	Conc. (ug/kg)	DL	LOD	LOQ	Qualifiers	Batch	Extracted	Samp Size	Analyzed	Dilution
PFBS	ND	0.272	0.955	1.91		B7K0168	28-Nov-17	1.29 g	30-Nov-17 22:23	1
PFHpA	ND	0.272	0.955	1.91		B7K0168	28-Nov-17	1.29 g	30-Nov-17 22:23	1
PFHxS	ND	0.272	0.955	1.91		B7K0168	28-Nov-17	1.29 g	30-Nov-17 22:23	1
PFOA	ND	0.272	0.955	1.91		B7K0168	28-Nov-17	1.29 g	30-Nov-17 22:23	1
PFOS	ND	0.272	0.955	1.91		B7K0168	28-Nov-17	1.29 g	30-Nov-17 22:23	1
PFNA	ND	0.272	0.955	1.91		B7K0168	28-Nov-17	1.29 g	30-Nov-17 22:23	1

Labeled Standards	Type	% Recovery	Limits	Qualifiers	Batch	Extracted	Samp Size	Analyzed	Dilution
13C3-PFBS	IS	88.6	50 - 150		B7K0168	28-Nov-17	1.29 g	30-Nov-17 22:23	1
13C4-PFHpA	IS	81.0	50 - 150		B7K0168	28-Nov-17	1.29 g	30-Nov-17 22:23	1
18O2-PFHxS	IS	82.6	50 - 150		B7K0168	28-Nov-17	1.29 g	30-Nov-17 22:23	1
13C2-PFOA	IS	93.1	50 - 150		B7K0168	28-Nov-17	1.29 g	30-Nov-17 22:23	1
13C8-PFOS	IS	75.8	50 - 150		B7K0168	28-Nov-17	1.29 g	30-Nov-17 22:23	1
13C5-PFNA	IS	82.6	50 - 150		B7K0168	28-Nov-17	1.29 g	30-Nov-17 22:23	1

DL - Detection Limit
LOD - Limit of Detection
LOQ - Limit of quantitation
LCL-UCL- Lower control limit - upper control limit
The results are reported in dry weight.
The sample size is reported in wet weight.
Results reported to the DL.
When reported, PFHxS, PFOA and PFOS include both linear and branched isomers.
Only the linear isomer is reported for all other analytes.

Sample ID: TRUAX-09-SB03-110717-6.5-7.0 **VAL - PFAS**

Client Data

Name: AMEC Foster Wheeler
Project: Phase I PFC-29133006.019
Matrix: Soil
Date Collected: 07-Nov-17 12:50

Laboratory Data

Lab Sample: 1701663-16
Date Received: 10-Nov-17 08:45
% Solids: 78.7
Column: BEH C18

Analyte	Conc. (ug/kg)	DL	LOD	LOQ	Qualifiers	Batch	Extracted	Samp Size	Analyzed	Dilution
PFBS	ND	0.270	0.948	1.90		B7K0168	28-Nov-17	1.34 g	01-Dec-17 19:05	1
PFHpA	ND	0.270	0.948	1.90		B7K0168	28-Nov-17	1.34 g	01-Dec-17 19:05	1
PFHxS	ND	0.270	0.948	1.90		B7K0168	28-Nov-17	1.34 g	01-Dec-17 19:05	1
PFOA	ND	0.270	0.948	1.90		B7K0168	28-Nov-17	1.34 g	01-Dec-17 19:05	1
PFOS	ND	0.270	0.948	1.90		B7K0168	28-Nov-17	1.34 g	01-Dec-17 19:05	1
PFNA	ND	0.270	0.948	1.90		B7K0168	28-Nov-17	1.34 g	01-Dec-17 19:05	1

Labeled Standards	Type	% Recovery	Limits	Qualifiers	Batch	Extracted	Samp Size	Analyzed	Dilution
13C3-PFBS	IS	87.0	50 - 150		B7K0168	28-Nov-17	1.34 g	01-Dec-17 19:05	1
13C4-PFHpA	IS	80.4	50 - 150		B7K0168	28-Nov-17	1.34 g	01-Dec-17 19:05	1
18O2-PFHxS	IS	87.6	50 - 150		B7K0168	28-Nov-17	1.34 g	01-Dec-17 19:05	1
13C2-PFOA	IS	79.7	50 - 150		B7K0168	28-Nov-17	1.34 g	01-Dec-17 19:05	1
13C8-PFOS	IS	102	50 - 150		B7K0168	28-Nov-17	1.34 g	01-Dec-17 19:05	1
13C5-PFNA	IS	92.3	50 - 150		B7K0168	28-Nov-17	1.34 g	01-Dec-17 19:05	1

DL - Detection Limit
LOD - Limit of Detection
LOQ - Limit of quantitation
LCL-UCL- Lower control limit - upper control limit
The results are reported in dry weight.
The sample size is reported in wet weight.
Results reported to the DL.
When reported, PFHxS, PFOA and PFOS include both linear and branched isomers.
Only the linear isomer is reported for all other analytes.

Sample ID: TRUAX-07-SB03-110717-0.5-1.0

VAL - PFAS

Client Data

Name: AMEC Foster Wheeler
Project: Phase I PFC-29133006.019
Matrix: Soil
Date Collected: 07-Nov-17 13:17

Laboratory Data

Lab Sample: 1701663-17
Date Received: 10-Nov-17 08:45
% Solids: 84.7
Column: BEH C18

Analyte	Conc. (ug/kg)	DL	LOD	LOQ	Qualifiers	Batch	Extracted	Samp Size	Analyzed	Dilution
PFBS	ND	0.281	0.984	1.97		B7K0168	28-Nov-17	1.20 g	01-Dec-17 19:17	1
PFHpA	0.528	0.281	0.984	1.97	J	B7K0168	28-Nov-17	1.20 g	01-Dec-17 19:17	1
PFHxS	10.5	0.281	0.984	1.97		B7K0168	28-Nov-17	1.20 g	01-Dec-17 19:17	1
PFOA	1.25	0.281	0.984	1.97	J	B7K0168	28-Nov-17	1.20 g	01-Dec-17 19:17	1
PFOS	175	0.281	0.984	1.97		B7K0168	28-Nov-17	1.20 g	01-Dec-17 19:17	1
PFNA	1.33	0.281	0.984	1.97	J	B7K0168	28-Nov-17	1.20 g	01-Dec-17 19:17	1

Labeled Standards	Type	% Recovery	Limits	Qualifiers	Batch	Extracted	Samp Size	Analyzed	Dilution
13C3-PFBS	IS	96.1	50 - 150		B7K0168	28-Nov-17	1.20 g	01-Dec-17 19:17	1
13C4-PFHpA	IS	94.0	50 - 150		B7K0168	28-Nov-17	1.20 g	01-Dec-17 19:17	1
18O2-PFHxS	IS	86.3	50 - 150		B7K0168	28-Nov-17	1.20 g	01-Dec-17 19:17	1
13C2-PFOA	IS	92.5	50 - 150		B7K0168	28-Nov-17	1.20 g	01-Dec-17 19:17	1
13C8-PFOS	IS	74.4	50 - 150		B7K0168	28-Nov-17	1.20 g	01-Dec-17 19:17	1
13C5-PFNA	IS	76.3	50 - 150		B7K0168	28-Nov-17	1.20 g	01-Dec-17 19:17	1

DL - Detection Limit
LOD - Limit of Detection
LOQ - Limit of quantitation
LCL-UCL- Lower control limit - upper control limit
The results are reported in dry weight.
The sample size is reported in wet weight.
Results reported to the DL.
When reported, PFHxS, PFOA and PFOS include both linear and branched isomers.
Only the linear isomer is reported for all other analytes.

Sample ID: TRUAX-07-SB03-110717-5.0-5.5

VAL - PFAS

Client Data

Name: AMEC Foster Wheeler
Project: Phase I PFC-29133006.019
Matrix: Soil
Date Collected: 07-Nov-17 13:30

Laboratory Data

Lab Sample: 1701663-18
Date Received: 10-Nov-17 08:45
% Solids: 83.1
Column: BEH C18

Analyte	Conc. (ug/kg)	DL	LOD	LOQ	Qualifiers	Batch	Extracted	Samp Size	Analyzed	Dilution
PFBS	ND	0.268	0.940	1.88		B7K0168	28-Nov-17	1.28 g	01-Dec-17 19:28	1
PFHpA	ND	0.268	0.940	1.88		B7K0168	28-Nov-17	1.28 g	01-Dec-17 19:28	1
PFHxS	4.99	0.268	0.940	1.88		B7K0168	28-Nov-17	1.28 g	01-Dec-17 19:28	1
PFOA	0.447	0.268	0.940	1.88	J	B7K0168	28-Nov-17	1.28 g	01-Dec-17 19:28	1
PFOS	8.23	0.268	0.940	1.88		B7K0168	28-Nov-17	1.28 g	01-Dec-17 19:28	1
PFNA	ND	0.268	0.940	1.88		B7K0168	28-Nov-17	1.28 g	01-Dec-17 19:28	1

Labeled Standards	Type	% Recovery	Limits	Qualifiers	Batch	Extracted	Samp Size	Analyzed	Dilution
13C3-PFBS	IS	98.5	50 - 150		B7K0168	28-Nov-17	1.28 g	01-Dec-17 19:28	1
13C4-PFHpA	IS	83.9	50 - 150		B7K0168	28-Nov-17	1.28 g	01-Dec-17 19:28	1
18O2-PFHxS	IS	88.1	50 - 150		B7K0168	28-Nov-17	1.28 g	01-Dec-17 19:28	1
13C2-PFOA	IS	76.9	50 - 150		B7K0168	28-Nov-17	1.28 g	01-Dec-17 19:28	1
13C8-PFOS	IS	62.3	50 - 150		B7K0168	28-Nov-17	1.28 g	01-Dec-17 19:28	1
13C5-PFNA	IS	76.7	50 - 150		B7K0168	28-Nov-17	1.28 g	01-Dec-17 19:28	1

DL - Detection Limit
LOD - Limit of Detection
LOQ - Limit of quantitation
LCL-UCL- Lower control limit - upper control limit
The results are reported in dry weight.
The sample size is reported in wet weight.
Results reported to the DL.
When reported, PFHxS, PFOA and PFOS include both linear and branched isomers.
Only the linear isomer is reported for all other analytes.

Sample ID: TRUAX-07-SB02-110717-0.5-1.0 **VAL - PFAS**

Client Data

Name: AMEC Foster Wheeler
Project: Phase I PFC-29133006.019
Matrix: Soil
Date Collected: 07-Nov-17 13:45

Laboratory Data

Lab Sample: 1701663-19
Date Received: 10-Nov-17 08:45
% Solids: 87.1
Column: BEH C18

Analyte	Conc. (ug/kg)	DL	LOD	LOQ	Qualifiers	Batch	Extracted	Samp Size	Analyzed	Dilution
PFBS	ND	0.275	0.965	1.93		B7K0168	28-Nov-17	1.19 g	30-Nov-17 23:41	1
PFHpA	ND	0.275	0.965	1.93		B7K0168	28-Nov-17	1.19 g	30-Nov-17 23:41	1
PFHxS	2.93	0.275	0.965	1.93		B7K0168	28-Nov-17	1.19 g	30-Nov-17 23:41	1
PFOA	ND	0.275	0.965	1.93		B7K0168	28-Nov-17	1.19 g	30-Nov-17 23:41	1
PFOS	33.1	0.275	0.965	1.93		B7K0168	28-Nov-17	1.19 g	30-Nov-17 23:41	1
PFNA	ND	0.275	0.965	1.93		B7K0168	28-Nov-17	1.19 g	30-Nov-17 23:41	1

Labeled Standards	Type	% Recovery	Limits	Qualifiers	Batch	Extracted	Samp Size	Analyzed	Dilution
13C3-PFBS	IS	99.7	50 - 150		B7K0168	28-Nov-17	1.19 g	30-Nov-17 23:41	1
13C4-PFHpA	IS	89.3	50 - 150		B7K0168	28-Nov-17	1.19 g	30-Nov-17 23:41	1
18O2-PFHxS	IS	83.4	50 - 150		B7K0168	28-Nov-17	1.19 g	30-Nov-17 23:41	1
13C2-PFOA	IS	75.2	50 - 150		B7K0168	28-Nov-17	1.19 g	30-Nov-17 23:41	1
13C8-PFOS	IS	70.2	50 - 150		B7K0168	28-Nov-17	1.19 g	30-Nov-17 23:41	1
13C5-PFNA	IS	72.0	50 - 150		B7K0168	28-Nov-17	1.19 g	30-Nov-17 23:41	1

DL - Detection Limit
LOD - Limit of Detection
LOQ - Limit of quantitation
LCL-UCL- Lower control limit - upper control limit
The results are reported in dry weight.
The sample size is reported in wet weight.
Results reported to the DL.
When reported, PFHxS, PFOA and PFOS include both linear and branched isomers.
Only the linear isomer is reported for all other analytes.

Sample ID: TRUAX-07-SB02-110717-4.5-5.0

VAL - PFAS

Client Data

Name: AMEC Foster Wheeler
Project: Phase I PFC-29133006.019
Matrix: Soil
Date Collected: 07-Nov-17 14:00

Laboratory Data

Lab Sample: 1701663-20
Date Received: 10-Nov-17 08:45
% Solids: 81.7
Column: BEH C18

Analyte	Conc. (ug/kg)	DL	LOD	LOQ	Qualifiers	Batch	Extracted	Samp Size	Analyzed	Dilution
PFBS	ND	0.262	0.920	1.84		B7K0168	28-Nov-17	1.33 g	01-Dec-17 19:39	1
PFHpA	ND	0.262	0.920	1.84		B7K0168	28-Nov-17	1.33 g	01-Dec-17 19:39	1
PFHxS	3.36	0.262	0.920	1.84		B7K0168	28-Nov-17	1.33 g	01-Dec-17 19:39	1
PFOA	0.390	0.262	0.920	1.84	J	B7K0168	28-Nov-17	1.33 g	01-Dec-17 19:39	1
PFOS	17.5	0.262	0.920	1.84		B7K0168	28-Nov-17	1.33 g	01-Dec-17 19:39	1
PFNA	0.311	0.262	0.920	1.84	J	B7K0168	28-Nov-17	1.33 g	01-Dec-17 19:39	1

Labeled Standards	Type	% Recovery	Limits	Qualifiers	Batch	Extracted	Samp Size	Analyzed	Dilution
13C3-PFBS	IS	96.1	50 - 150		B7K0168	28-Nov-17	1.33 g	01-Dec-17 19:39	1
13C4-PFHpA	IS	87.0	50 - 150		B7K0168	28-Nov-17	1.33 g	01-Dec-17 19:39	1
18O2-PFHxS	IS	87.4	50 - 150		B7K0168	28-Nov-17	1.33 g	01-Dec-17 19:39	1
13C2-PFOA	IS	74.3	50 - 150		B7K0168	28-Nov-17	1.33 g	01-Dec-17 19:39	1
13C8-PFOS	IS	65.9	50 - 150		B7K0168	28-Nov-17	1.33 g	01-Dec-17 19:39	1
13C5-PFNA	IS	73.4	50 - 150		B7K0168	28-Nov-17	1.33 g	01-Dec-17 19:39	1

DL - Detection Limit
LOD - Limit of Detection
LOQ - Limit of quantitation
LCL-UCL- Lower control limit - upper control limit
The results are reported in dry weight.
The sample size is reported in wet weight.
Results reported to the DL.
When reported, PFHxS, PFOA and PFOS include both linear and branched isomers.
Only the linear isomer is reported for all other analytes.

DATA QUALIFIERS & ABBREVIATIONS

B	**This compound was also detected in the method blank.**
D	**Dilution**
E	**The associated compound concentration exceeded the calibration range of the instrument.**
H	**Recovery and/or RPD was outside laboratory acceptance limits.**
I	**Chemical Interference**
J	**The amount detected is below the Reporting Limit/LOQ.**
M	**Estimated Maximum Possible Concentration. (CA Region 2 projects only)**
*****	**See Cover Letter**
Conc.	**Concentration**
NA	**Not applicable**
ND	**Not Detected**
TEQ	**Toxic Equivalency**
U	**Not Detected (specific projects only)**

Unless otherwise noted, solid sample results are reported in dry weight. Tissue samples are reported in wet weight.

CERTIFICATIONS

Accrediting Authority	Certificate Number
Arkansas Department of Environmental Quality	17-015-0
California Department of Health – ELAP	2892
DoD ELAP - A2LA Accredited - ISO/IEC 17025:2005	3091.01
Florida Department of Health	E87777-18
Hawaii Department of Health	N/A
Louisiana Department of Environmental Quality	01977
Maine Department of Health	2016026
Minnesota Department of Health	1175673
New Hampshire Environmental Accreditation Program	207716
New Jersey Department of Environmental Protection	CA003
New York Department of Health	11411
Oregon Laboratory Accreditation Program	4042-008
Pennsylvania Department of Environmental Protection	013
Texas Commission on Environmental Quality	T104704189-17-8
Virginia Department of General Services	8621
Washington Department of Ecology	C584
Wisconsin Department of Natural Resources	998036160

Current certificates and lists of licensed parameters are located in the Quality Assurance office and are available upon request.

NELAP Accredited Test Methods

MATRIX: Air	
Description of Test	**Method**
Determination of Polychlorinated p-Dioxins & Polychlorinated Dibenzofurans	EPA 23

MATRIX: Biological Tissue	
Description of Test	**Method**
Tetra- through Octa-Chlorinated Dioxins and Furans by Isotope Dilution GC/HRMS	EPA 1613B
Brominated Diphenyl Ethers by HRGC/HRMS	EPA 1614A
Chlorinated Biphenyl Congeners in Water, Soil, Sediment, and Tissue by GC/HRMS	EPA 1668A/C
Pesticides in Water, Soil, Sediment, Biosolids, and Tissue by HRGC/HRMS	EPA 1699
Perfluorinated Alkyl Acids in Drinking Water by SPE and LC/MS/MS	EPA 537
Polychlorinated Dibenzo-p-Dioxins and Polychlorinated Dibenzofurans by GC/HRMS	EPA 8280A/B
Polychlorinated Dibenzodioxins (PCDDs) and Polychlorinated Dibenzofurans (PCDFs) by GC/HRMS	EPA 8290/8290A

MATRIX: Drinking Water	
Description of Test	**Method**
2,3,7,8-Tetrachlorodibenzo- p-dioxin (2,3,7,8-TCDD) GC/HRMS	EPA 1613
Perfluorinated Alkyl Acids in Drinking Water by SPE and LC/MS/MS	EPA 537

MATRIX: Non-Potable Water	
Description of Test	**Method**
Tetra- through Octa-Chlorinated Dioxins and Furans by Isotope Dilution GC/HRMS	EPA 1613B
Brominated Diphenyl Ethers by HRGC/HRMS	EPA 1614A
Chlorinated Biphenyl Congeners in Water, Soil, Sediment, and Tissue by GC/HRMS	EPA 1668A/C
Pesticides in Water, Soil, Sediment, Biosolids, and Tissue by HRGC/HRMS	EPA 1699
Perfluorinated Alkyl Acids in Drinking Water by SPE and LC/MS/MS	EPA 537
Dioxin by GC/HRMS	EPA 613
Polychlorinated Dibenzo-p-Dioxins and Polychlorinated Dibenzofurans by GC/HRMS	EPA 8280A/B
Polychlorinated Dibenzodioxins (PCDDs) and Polychlorinated Dibenzofurans (PCDFs) by GC/HRMS	EPA 8290/8290A

MATRIX: Solids	
Description of Test	**Method**
Tetra-Octa Chlorinated Dioxins and Furans by Isotope Dilution GC/HRMS	EPA 1613
Tetra- through Octa-Chlorinated Dioxins and Furans by Isotope	EPA 1613B

Dilution GC/HRMS	
Brominated Diphenyl Ethers by HRGC/HRMS	EPA 1614A
Chlorinated Biphenyl Congeners in Water, Soil, Sediment, and Tissue by GC/HRMS	EPA 1668A/C
Perfluorinated Alkyl Acids in Drinking Water by SPE and LC/MS/MS	EPA 537
Polychlorinated Dibenzo-p-Dioxins and Polychlorinated Dibenzofurans by GC/HRMS	EPA 8280A/B
Polychlorinated Dibenzodioxins (PCDDs) and Polychlorinated Dibenzofurans (PCDFs) by GC/HRMS	EPA 8290/8290A

Vista Analytical Laboratory

CHAIN OF CUSTODY

For Laboratory Use Only
Work Order #: 1701663 Temp: 0.6 °C
Storage ID: WR-8 Storage Secured: Yes ☑ No ☐

Project ID: Phase I PFC-29133006.019 PO#: F01320067 7 Sampler: Faisal Hussa (name)

TAT (check one): Standard: ☐ 21 days; Rush (surcharge may apply): ☐ 14 days ☐ 7 days Specify:

Invoice to: Name Faisal Hussa Company AMEC FW 11/09/17 Address ~~9210~~ 9245 Sky Park Ct City San Diego State CA Ph# Fax#

Relinquished by (printed name and signature)	Date	Time	Received by (printed name and signature)	Date	Time
			B. Benedict Beth Benedict	11/10/17	0913
Relinquished by (printed name and signature)	Date	Time	Received by (printed name and signature)	Date	Time

SHIP TO: Vista Analytical Laboratory
1104 Windfield Way
El Dorado Hills, CA 95762
(916) 673-1520 * Fax (916) 673-0106

ATTN: Sample Receiving

Method of Shipment: Fed Ex

Tracking No.:

Add Analysis(es) Requested

Container(s) | Mod. EPA Method 537 | EPA Method 537(DW only)

Sample ID	Date	Time	Location/Sample Description	Quantity	Type	Matrix	PFOA/PFOS	UCMR3 PFAS List:6	537 List: 14	Full List of 26	Other: Please List Below UCMR 3 List	PFOA/PFOS	UCMR3 PFAS List:6	PFAS List: 14	Comments
TRUAX-06-SB03-4.5-5.5	11-7-17	0750	06-SB03-4.5-5.5	1	SO										
TRUAX-06-SB03-7.0-7.5		0800	06-SB03-7.0-7.5	1											
TRUAX-06-SB02-0.5-1.0		0830	06-SB02	3											MS/MSD
TRUAX-06-SB02-110717-4.5-5.0		0840	06-SB02-4.5-5.0	1											
TRUAX-09-SB03-110717-3.5-4.0		1210	09-SB03-3.5-4.0	1											
TRUAX-09-SB03-110717-6.5-7.0		1250	09-SB03-6.5-7.0												
TRUAX-07-SB03-110717-0.5-1.0		1317	07-SB03-0.5-1.0												
TRUAX-07-SB03-110717-5.0-5.5		1330	07-SB03-5.0-5.5												
TRUAX-07-SB02-110717-0.5-1.0		1345	07-SB02-0.5-1.0												
TRUAX-07-SB02-110717-4.5-5.0		1400	07-SB02-4.5-5.0												

Special Instructions/Comments:

SEND DOCUMENTATION AND RESULTS TO:

Name:
Company:
Address:
City: State: Zip:
Phone: Fax:
Email:

Container Types: P= HDPE, PJ= HDPE Jar, O = Other:

Bottle Preservation Type: T = Thiosulfate, TZ = Trizma:

Matrix Types: AQ = Aqueous, DW = Drinking Water, EF = Effluent, PP = Pulp/Paper, SD = Sediment, SL = Sludge, SO = Soil, WW = Wastewater, B = Blood/Serum, O = Other:

Page: 1 of 1

Vista Analytical Laboratory

CHAIN OF CUSTODY

For Laboratory Use Only
Work Order #: 1701663 Temp: 0.6 °C
Storage ID: WK-2 Storage Secured: Yes ☑ No ☐

Project ID: Phase I PFC-29133006.019 PO#: F013200677 Sampler: Faisal Hussa (name)

TAT (check one): Standard: ☐ 21 days; Rush (surcharge may apply): ☐ 14 days ☐ 7 days Specify:

Invoice to: Name Faisal Hussa Company AMEC FW 11/09/17 Address ~~9210~~ 9210 Sky Park Ct City San Diego State CA Ph# Fax#

Relinquished by (printed name and signature)	Date	Time	Received by (printed name and signature)	Date	Time
			B Benedict Beth Benedict	11/10/17	0913
Relinquished by (printed name and signature)	Date	Time	Received by (printed name and signature)	Date	Time

SHIP TO: Vista Analytical Laboratory
1104 Windfield Way
El Dorado Hills, CA 95762
(916) 673-1520 * Fax (916) 673-0106

ATTN: Sample Receiving

Method of Shipment: Fed Ex

Tracking No.:

Add Analysis(es) Requested

Sample ID	Date	Time	Location/Sample Description	Container(s): Quantity	Container(s): Type	Container(s): Matrix	Mod. EPA Method 537: PFOA/PFOS	Mod. EPA Method 537: UCMR3 PFAS List:6	Mod. EPA Method 537: 537 List: 14	Mod. EPA Method 537: Full List of 26	Mod. EPA Method 537: Other: Please List Below (UCMR 3-List)	EPA Method 537(DW only): PFOA/PFOS	EPA Method 537(DW only): UCMR3 PFAS List:6	EPA Method 537(DW only): PFAS List: 14	Comments
TRUAx-07-SO-DUP2-110717	11-07-17	0720	07-DUP2-110717	1	SO										~~DUP~~ AD
TRUAx-07-SB01-110717-0.5-1.0		1420	07-SB01 ~~5.0~~ AD	1											
TRUAx-07-SB01-HOLD17-4.5-5.0		1430	07-SB01-4.5-5.0	1											
TRUAx08-SB03-110717-0.5-1.0		1455	08-SB03-0.5-1.0	1											
TRUAx-08-SB03-110717-4.5-5.0		1505	08-SB03-4.5-5.0	1											
TRUAx-08-SB02-110717-0.5-1.0		1520	08-SB05-0.5-1.0	1											
TRUAx-08-SO-DUP3-110717		0715	08-SO-DUP3	1											
TRUAx-08-SB02-110717-5.0-5.5		1540	08-SB02-5.0-5.5	1											
TRUAx-08-SB01-110717-0.5-1.0		1600	08-SB01-0.5-1.0	1											
TRUAx-08-SB01-110717-5.0-5.5		1605	08-SB01-5.0-5.5	1											

Special Instructions/Comments:

SEND DOCUMENTATION AND RESULTS TO:

Name:
Company:
Address:
City: State: Zip:
Phone: Fax:
Email:

Container Types: P= HDPE, PJ= HDPE Jar, O = Other:

Bottle Preservation Type: T = Thiosulfate, TZ = Trizma:

Matrix Types: AQ = Aqueous, DW = Drinking Water, EF = Effluent, PP = Pulp/Paper, SD = Sediment, SL = Sludge, SO = Soil, WW = Wastewater, B = Blood/Serum, O = Other:

Vista Analytical Laboratory

Sample Log-in Checklist

Vista Work Order #: 1701663 **TAT** Std

Samples Arrival:	**Date/Time** 11/10/17 0845	**Initials:** BDB	**Location:** WR-2 **Shelf/Rack:** NA
Logged In:	**Date/Time** 11/10/17 1736	**Initials:** BDB	**Location:** WR-2 **Shelf/Rack:** A5

Delivered By:	FedEx	UPS	On Trac	GSO	DHL	Hand Delivered	Other
Preservation:	Ice		Blue Ice		Dry Ice		None

Temp °C: 0.5	(uncorrected)	**Time:** 0909	**Thermometer ID:** IR-1
Temp °C: 0.6	(corrected)	**Probe used:** Yes☐ No☑	

	YES	NO	NA
Adequate Sample Volume Received?	✓		
Holding Time Acceptable?	✓		
Shipping Container(s) Intact?	✓		
Shipping Custody Seals Intact?	✓		
Shipping Documentation Present?	✓		
Airbill 1 of 2 Trk # 7884 0299 6219	✓		
Sample Container Intact?	✓		
Sample Custody Seals Intact?			✓
Chain of Custody / Sample Documentation Present?	✓		
COC Anomaly/Sample Acceptance Form completed?	✓		

If Chlorinated or Drinking Water Samples, Acceptable Preservation?						✓
Preservation Documented:	$Na_2S_2O_3$	Trizma	None	Yes	No	NA
Shipping Container	Vista	Client	Retain	Return	Dispose	

Comments: Collection date in Sample ID on COC for most IDs. Collection date not in ID on sample label.

ID on label and on Cap do Not match for Samples "TRUAX-07-SB03-110717-0.5-1.0" "TRUAX-07-SO-DUP2-110717"

COC ID	Label ID
TRUAX-06-SB03-4.5-5.5	TRUAX-06-SB03-4.5-5.0
TRUAX-08-SO-DUP3-110717	TRUAX-08-SO-DUP03-110717
TRUAX-08-SB03-110717-0.5-1.0	TRUAX-08-SB3-0.5-1.0

rec'd 3 jars of Sample "TRUAX-07-SB02-110717-0.5-1.0" COC doesn't list Quantity or MS/MSD. BDB

Chain of Custody Anomaly/Sample Acceptance Form

Vista Analytical Laboratory

Client: AMEC Foster Wheeler
Contact: Denise King
Email: Denise.king@amecfw.com
Phone: (978) 392-5339

Workorder Number: 1701663
Date Received: 10-Nov-17 08:45
Documented by/date: B.Benedict 11/11/2017

Please review the following information and complete the Client Authorization section. To comply with NELAC regulations, we must receive authorization before proceeding with sample analysis.

Thank you,

Martha Maier
mmaier@vista-analytical.com
916-673-1520

The following information or item is needed to proceed with analysis:

- [ ] Complete Chain-of-Custody
- [ ] Preservative
- [ ] Collector's Name
- [ ] Test Method Requested
- [ ] Sample Identification
- [ ] Sample Type
- [ ] Analyte List Requested
- [ ] Sample Collection Date and/or Time
- [ ] Sample Location
- [X] Other: ID on sample label and on sample cap do not match. Samples affected:
  TRUAX-07-SB03-110717-0.5-1.0
  TRUAX-07-SO-DUP2-110717

The following anomalies were noted. Authorization is needed to proceed with analysis.

- [ ] Temperature outside < 6°C Range — Samples Affected: _____
  Temperature _____°C Ice Present? Yes No Melted
- [ ] Sample ID Discrepancy
- [ ] Sample Holding Time Missed
- [ ] Custody Seals Broken
- [ ] Insufficient Sample Size
- [ ] Sample Container(s) Broken
- [ ] Incorrect Container Type

Comments:

Client Authorization

Proceed with Analysis: (YES) NO Signature and Date Kaney Wilth 12/4/17

Client Comments/Instructions Per phone call with Denise King on 12/4/17, the sample label ID are correct. Client also confirmed that an MS/MSD is not required for "TRUAX-07-SB02-110717-0.5-1.0".

EXTRACTION INFORMATION

Process Sheet

Workorder: 1701663

Prep Expiration: 2018-Jan-06
Client: AMEC Foster Wheeler

Workorder Due: 05-Dec-17 00:00
TAT: 25

Method: **VAL - PFAS DoD (LOQ as RL)**
Matrix: **Solid**

Prep Batch: B7K0168

Also run: **Percent Solids**
Version: UCMR 3 (6 Analyte)
DoD: DoD QSM 5.1

Prep Data Entered: KC 11/29/17
Date and Initials

Initial Sequence: S7K0091

LabSampID	A/B	Prep Rec	Spike Rec	ClientSampleID	Comments	Location	Container
1701663-01	A	☑	☑	TRUAX-07-SO-DUP2-110717		WR-2 A-5	HDPE Jar, 6 oz
1701663-02		☑	☐	TRUAX-07-SB01-110717-0.5-1.0	" TRUAX-07-SB01-0.5-1.0"	WR-2 A-5	HDPE Jar, 6 oz
1701663-03		☑	☐	TRUAX-07-SB01-110717-4.5-5.0	" TRUAX-07-SB01-4.5-5.0	WR-2 A-5	HDPE Jar, 6 oz
1701663-04		☑	☐	TRUAX-08-SB03-110717-0.5-1.0	"TRUAX-08-SB3-0.5-1.0"	WR-2 A-5	HDPE Jar, 6 oz
1701663-05		☑	☐	TRUAX-08-SB03-110717-4.5-5.0	" TRUAX-08-SB3-4.5-5.0	WR-2 A-5	HDPE Jar, 6 oz
1701663-06		☑	☐	TRUAX-08-SB02-110717-0.5-1.0	"TRUAX-08-SB02-0.5-1.0	WR-2 A-5	HDPE Jar, 6 oz
1701663-07		☑	☑	TRUAX-08-SO-DUP3-110717		WR-2 A-5	HDPE Jar, 6 oz
1701663-08		☑	☐	TRUAX-08-SB02-110717-5.0-5.5	"TRUAX-08-SB02-5.0-5.5"	WR-2 A-5	HDPE Jar, 6 oz
1701663-09		☑	☐	TRUAX-08-SB01-110717-0.5-1.0	"TRUAX-08-SB01-0.5-1.0"	WR-2 A-5	HDPE Jar, 6 oz
1701663-10		☑	☐	TRUAX-08-SB01-110717-5.0-5.5	"TRUAX-08-SB01-5.0-5.5"	WR-2 A-5	HDPE Jar, 6 oz
1701663-11		☑	☑	TRUAX-06-SB03-4.5-5.5		WR-2 A-5	HDPE Jar, 6 oz
1701663-12		☑	☑	TRUAX-06-SB03-7.0-7.5		WR-2 A-5	HDPE Jar, 6 oz
1701663-13	BC	☑	☑	TRUAX-06-SB02-0.5-1.0	**MS/MSD**	WR-2 A-5	HDPE Jar, 6 oz
1701663-14		☑	☐	TRUAX-06-SB02-110717-4.5-5.0	"TRUAX-06-SB02-4.5-5.0"	WR-2 A-5	HDPE Jar, 6 oz
1701663-15		☑	☐	TRUAX-09-SB03-110717-3.5-4.0	"TRUAX-09-SB03-3.5-4.0"	WR-2 A-5	HDPE Jar, 6 oz
1701663-16		☑	☐	TRUAX-09-SB03-110717-6.5-7.0	"TRUAX-09-SB03-6.5-7.0"	WR-2 A-5	HDPE Jar, 6 oz
1701663-17		☑	☐	TRUAX-07-SB03-110717-0.5-1.0	"TRUAX-07-SB03-0.5-1.0"	WR-2 A-5	HDPE Jar, 6 oz
1701663-18		☑	☐	TRUAX-07-SB03-110717-5.0-5.5	"TRUAX-07-SB03-5.0-5.5"	WR-2 A-5	HDPE Jar, 6 oz
1701663-19		☑	☐	TRUAX-07-SB02-110717-0.5-1.0	"TRUAX-07-SB02-0.5-1.0"	WR-2 A-5	HDPE Jar, 6 oz
1701663-20		☑	☐	TRUAX-07-SB02-110717-4.5-5.0	"TRUAX-07-SB02-4.5-5.0"	WR-2 A-5	HDPE Jar, 6 oz

Pre-Prep Check Out: 11/20/17 ST
Pre-Prep Check In: 11/20/17 ST

Prep Check Out: 11/28/17 ST
Prep Check In: 11/28/17 ST

Prep Reconciled Initals/Date: 11/20/17 ST
Spike Reconciled Initals/Date: 11.28.17 HC
VialBoxID: Archer

PREPARATION BENCH SHEET

Matrix: Solid

B7K0168

Chemist: HC

Method: VAL - PFAS DoD (LOQ as RL)

Prepared using: LCMS - Sonication/SPE Extraction

Prep Date/Time: 27-Nov-17 15:17 ~~11-28-17 18:20~~ HC

BalanceID: HRMS-8

VISTA Sample ID	Sample Amt. (g)	IS/NS CHEM/WIT DATE	Pre-Ext	Extraction	SPE	RS CHEM/WIT DATE
B7K0168-BLK1	(1.00)	HC HN 11-28-17	HC 11-28-17	HC KC 11-29-17	KC 11/29/17	HC KC 11/29/17
B7K0168-BS1	(1.00)					
B7K0168-MS1 ~~1701663-13~~	1.16					
B7K0168-MSD1 ~~1701663-13~~	1.20					
1701663-01	1.27					
1701663-02	1.17					
1701663-03	1.10					
1701663-04	1.23					
1701663-05	1.31					
1701663-06	1.14					
1701663-07	1.13					
1701663-08	1.17					
1701663-09	1.27					
1701663-10	1.16					
1701663-11	1.27					
1701663-12	1.21					

IS: 17K0822, 10µL (V2)

IS SUP: NA

NS: 17J1820, 10µL (V4)

RS: 17J2604, 10mL (V1)

Ext SOLV: 1:1 MeOH/ACN

SPE Chem: Strata-X-AW 33µm 200mg 6mL

Ele SOLV: MeOH/.5%NH4OH in MeOH

Final Volume(s): 1mL

Notes:

PREPARATION BENCH SHEET

Matrix: Solid

B7K0168

Chemist: HC

Method: VAL - PFAS DoD (LOQ as RL)

Prepared using: LCMS - Sonication/SPE Extraction

Prep Date/Time: 27-Nov-17 15:17 11.28.17 18:20 HC

BalanceID: HRMS-8

VISTA Sample ID	Sample Amt. (g)	IS/NS CHEM/WIT DATE	Pre-Ext	Extraction	SPE	RS CHEM/WIT DATE
1701663-13	1.20	HC HN 11-28-17	HC 11.28.17	HC KC 11.28.17	KC 11/29/17	HC KC 11/29/17
1701663-14	1.27					
1701663-15	1.29					
1701663-16	1.34					
1701663-17	1.20					
1701663-18	1.28					
1701663-19	1.19					
1701663-20	1.33					

IS: 17K0822, 10µL (V2)

IS SUP: NA

NS: 17J1820, 10µL (V4)

RS: 17J2604, 1mL (V1)

Ext SOLV: 1:1 MeOH/ACN

SPE Chem: Strata-X-AW 33µm 200mg 6mL

Ele SOLV: MeOH/.5% NH4OH in MeOH

Final Volume(s) 1mL

Notes:

Batch: B7K0168

Matrix: Solid

LabNumber	WetWeight (Initial)	% Solids (Extraction Solids)	DryWeight	Final	Extracted	Ext By	Spike	SpikeAmount	ClientMatrix	Analysis
1701663-01	1.27 ✓	81.76794	**1.0385**	✓ 1000	28-Nov-17 18:20	KC			Soil	VAL - PFAS DoD (LOQ as
1701663-02	1.17 ✓	85.53719	**1.0008**	✓ 1000	28-Nov-17 18:20	KC			Soil	VAL - PFAS DoD (LOQ as
1701663-03	1.1 ✓	91	**1.0010**	✓ 1000	28-Nov-17 18:20	KC			Soil	VAL - PFAS DoD (LOQ as
1701663-04	1.23 ✓	83.98438	**1.0330**	✓ 1000	28-Nov-17 18:20	KC			Soil	VAL - PFAS DoD (LOQ as
1701663-05	1.31 ✓	79.62963	**1.0431**	✓ 1000	28-Nov-17 18:20	KC			Soil	VAL - PFAS DoD (LOQ as
1701663-06	1.14 ✓	90.76086	**1.0347**	✓ 1000	28-Nov-17 18:20	KC			Soil	VAL - PFAS DoD (LOQ as
1701663-07	1.13 ✓	90.14598	**1.0186**	1000	28-Nov-17 18:20	KC			Soil	VAL - PFAS DoD (LOQ as
1701663-08	1.17 ✓	87.55556	**1.0244**	✓ 1000	28-Nov-17 18:20	KC			Soil	VAL - PFAS DoD (LOQ as
1701663-09	1.27 ✓	83.13253	**1.0558**	✓ 1000	28-Nov-17 18:20	KC			Soil	VAL - PFAS DoD (LOQ as
1701663-10	1.16 ✓	88.23531	**1.0235**	✓ 1000	28-Nov-17 18:20	KC			Soil	VAL - PFAS DoD (LOQ as
1701663-11	1.27 ✓	84.93151	**1.0786**	✓ 1000	28-Nov-17 18:20	KC			Soil	VAL - PFAS DoD (LOQ as
1701663-12	1.21 ✓	88.18182	**1.0670**	✓ 1000	28-Nov-17 18:20	KC			Soil	VAL - PFAS DoD (LOQ as
1701663-13	1.2 ✓	85.84475	**1.0301**	✓ 1000	28-Nov-17 18:20	KC			Soil	VAL - PFAS DoD (LOQ as
1701663-14	1.27 ✓	81.90475	**1.0402**	✓ 1000	28-Nov-17 18:20	KC			Soil	VAL - PFAS DoD (LOQ as
1701663-15	1.29 ✓	81.20568	**1.0476**	✓ 1000	28-Nov-17 18:20	KC			Soil	VAL - PFAS DoD (LOQ as
1701663-16	1.34 ✓	78.7037	**1.0546**	✓ 1000	28-Nov-17 18:20	KC			Soil	VAL - PFAS DoD (LOQ as
1701663-17	1.2 ✓	84.65347	**1.0158**	✓ 1000	28-Nov-17 18:20	KC			Soil	VAL - PFAS DoD (LOQ as
1701663-18	1.28 ✓	83.10811	**1.0638**	✓ 1000	28-Nov-17 18:20	KC			Soil	VAL - PFAS DoD (LOQ as
1701663-19	1.19 ✓	87.05357	**1.0359**	✓ 1000	28-Nov-17 18:20	KC			Soil	VAL - PFAS DoD (LOQ as
1701663-20	1.33 ✓	81.73515	**1.0871**	✓ 1000	28-Nov-17 18:20	KC			Soil	VAL - PFAS DoD (LOQ as
B7K0168-BLK1	1 ✓	100.00000	1.0000	✓ 1000	28-Nov-17 18:20	KC				QC
B7K0168-BS1	1 ✓	100.00000	1.0000	✓ 1000	28-Nov-17 18:20	KC	17J1820 ✓	10 ✓		QC
B7K0168-MS1	1.16 ✓	85.84475	0.9958	✓ 1000	28-Nov-17 18:20	KC	17J1820 ✓	10 ✓		QC
B7K0168-MSD1	1.2 ✓	85.84475	1.0301	✓ 1000	28-Nov-17 18:20	KC	17J1820 ✓	10 ✓		QC

✓

KC 11/29/17

Percent Moisture/ Percent Solids

D2216-90 BATCH ID B7K0132

Analyst: ST **Test Code:** %Moist/%Solids

Analyte: Dried at 110°C+/-5°C **Units:** %

Data Entry Verified by: (Initial and Date) AC 11-27-17

Inst HRMS-8

Date/Time IN: 11/20/17 16:42 Date/Time OUT 11/22/17 11:26

	B	C	D	E	F	G	H	K	M	N	O	P	Q
				Intial and Date:	11/20/17 ST	11/22/17 ST			NA				11/20/17 ST
Particle Size	SampID		SampType	Pan Tare Wt. (gms)	Wet Pan and Sample Weight (g)	Dry Pan and Sample Weight (g)	Dry Sample Weight (g)	%Solids RawVal	pH Before	pH After	Acid Added	Cl-	Visual Inspection
	1701663-01		Sample	1.3400	3.1500	2.8200	1.4800	81.77	NA	NA	NA	NA	See Attachmen
	1701663-02		Sample	1.3200	3.7400	3.3900	2.0700	85.54	NA	NA	NA	NA	See Attachmen
	1701663-03		Sample	1.3100	5.3100	4.9500	3.6400	91.00	NA	NA	NA	NA	See Attachmen
	1701663-04		Sample	1.3400	3.9000	3.4900	2.1500	83.98	NA	NA	NA	NA	See Attachmen
	1701663-05		Sample	1.3100	3.4700	3.0300	1.7200	79.63	NA	NA	NA	NA	See Attachmen
	1701663-06		Sample	1.3200	3.1600	2.9900	1.6700	90.76	NA	NA	NA	NA	See Attachmen
	1701663-07		Sample	1.3100	4.0500	3.7800	2.4700	90.15	NA	NA	NA	NA	See Attachmen
	1701663-08		Sample	1.3100	3.5600	3.2800	1.9700	87.56	NA	NA	NA	NA	See Attachmen
	1701663-09		Sample	1.3300	2.9900	2.7100	1.3800	83.13	NA	NA	NA	NA	See Attachmen
	1701663-10		Sample	1.3200	4.7200	4.3200	3.0000	88.24	NA	NA	NA	NA	See Attachmen
	1701663-11		Sample	1.3200	3.5100	3.1800	1.8600	84.93	NA	NA	NA	NA	See Attachmen
	1701663-12		Sample	1.3200	4.6200	4.2300	2.9100	88.18	NA	NA	NA	NA	See Attachmen
	1701663-13		Sample	1.3400	3.5300	3.2200	1.8800	85.84	NA	NA	NA	NA	See Attachmen
	1701663-14		Sample	1.3300	3.4300	3.0500	1.7200	81.90	NA	NA	NA	NA	See Attachmen
	1701663-15		Sample	1.3400	4.1600	3.6300	2.2900	81.21	NA	NA	NA	NA	See Attachmen
	1701663-16		Sample	1.3400	3.5000	3.0400	1.7000	78.70	NA	NA	NA	NA	See Attachmen
	1701663-17		Sample	1.3300	3.3500	3.0400	1.7100	84.65	NA	NA	NA	NA	See Attachmen
	1701663-18		Sample	1.3400	5.7800	5.0300	3.6900	83.11	NA	NA	NA	NA	See Attachmen
	1701663-19		Sample	1.3400	3.5800	3.2900	1.9500	87.05	NA	NA	NA	NA	See Attachmen
	1701663-20		Sample	1.3300	3.5200	3.1200	1.7900	81.74	NA	NA	NA	NA	See Attachmen

Percent Moisture/ Percent Solids

D2216-90 BATCH ID B7K0132

Analyst: ST **Test Code:** %Moist/%Solids

Analyte: Dried at 110°C+/-5°C **Units:** %

Data Entry Verified by: (Initial and Date) _____

Inst HRMS-8

Date/Time IN: 11/20/17 16:42 Date/Time OUT: 11/22/17 11:26

	B	C	D	E	F	G	H	K	M	N	O	P	Q
				Intial and Date:	11/20/17 ST	11/22/17 ST			NA				ST 11/20/17
Particle Size	SampID		SampType	Pan Tare Wt. (gms)	Wet Pan and Sample Weight (g)	Dry Pan and Sample Weight (g)	Dry Sample Weight (g)	%Solids RawVal	pH Before	pH After	Acid Added	Cl-	Visual Inspection
N/A	1701663-01		Sample	1.34	3.15	2.82			NA	NA	NA	NA	Black soil
	1701663-02		Sample	1.32	3.74	3.39			NA	NA	NA	NA	moist mud
	1701663-03		Sample	1.31	5.31	4.95			NA	NA	NA	NA	moist mud
	1701663-04		Sample	1.34	3.90	3.49			NA	NA	NA	NA	dry mud
	1701663-05		Sample	1.31	3.47	3.03			NA	NA	NA	NA	clay
	1701663-06		Sample	1.32	3.16	2.99			NA	NA	NA	NA	soil ?
	1701663-07		Sample	1.31	4.05	3.78			NA	NA	NA	NA	clumpy soil
	1701663-08		Sample	1.31	3.56	3.28			NA	NA	NA	NA	rocky mud
	1701663-09		Sample	1.33	2.99	2.71			NA	NA	NA	NA	fine soil
	1701663-10		Sample	1.32	4.72	4.32			NA	NA	NA	NA	wet sand
	1701663-11		Sample	1.32	3.51	3.18			NA	NA	NA	NA	clay
	1701663-12		Sample	1.32	4.62	4.23			NA	NA	NA	NA	wet sand
	1701663-13		Sample	1.34	3.53	3.22			NA	NA	NA	NA	dry soil
	1701663-14		Sample	1.33	3.43	3.05			NA	NA	NA	NA	thick clay
	1701663-15		Sample	1.34	4.16	3.63			NA	NA	NA	NA	soil
	1701663-16		Sample	1.34	3.50	3.04			NA	NA	NA	NA	clay
	1701663-17		Sample	1.33	3.35	3.04			NA	NA	NA	NA	soil
	1701663-18		Sample	1.34	5.78	5.03			NA	NA	NA	NA	thick clay w/ sand
	1701663-19		Sample	1.34	3.58	3.29			NA	NA	NA	NA	soil w/ rocks
	1701663-20		Sample	1.33	3.52	3.12			NA	NA	NA	NA	discolored sand

SAMPLE DATA – VAL - PFAS

Vista Analytical Laboratory

Rev'd: MM 12/1/17

Dataset: U:\Q4.PRO\results\171201M1\171201M1-6.qld

Last Altered: Friday, December 01, 2017 19:25:59 Pacific Standard Time
Printed: Friday, December 01, 2017 19:26:54 Pacific Standard Time

Method: U:\Q4.PRO\MethDB\PFAS_FULL_80C_113017.mdb 01 Dec 2017 12:18:40
Calibration: U:\Q4.PRO\CurveDB\C18_VAL-PFAS_Q4_11-30-17_FULL.cdb 01 Dec 2017 12:17:32

Name: 171201M1_6, Date: 01-Dec-2017, Time: 15:55:55, ID: B7K0168-BLK1 Method Blank 1, Description: Method Blank

	#	Name	Trace	Area	IS Area	Wt./Vol.	RRF	Pred.RT	RT	y Axis Resp.	Conc.	%Rec
1	3	PFBS	299.0 > 79.7		1.26e3	1.0000		2.90				
2	5	PFHpA	363.0 > 318.9		7.47e3	1.0000		4.03				
3	6	L-PFHxS	398.9 > 79.6		9.61e2	1.0000		4.19				
4	9	L-PFOA	413 > 368.7	7.74e1	9.57e3	1.0000		4.26	4.36	0.101		
5	12	PFNA	463.0 > 418.8		8.75e3	1.0000		5.00				
6	14	L-PFOS	499 > 79.9		2.17e3	1.0000		5.08				
7	33	13C3-PFBS	302. > 98.8	1.26e3	1.24e4	1.0000	0.092	2.90	2.70	1.27	13.9	110.9
8	34	13C2-PFHxA	315 > 269.8	3.76e3	1.24e4	1.0000	0.738	3.40	3.20	3.78	5.13	102.5
9	35	13C4-PFHpA	367.2 > 321.8	7.47e3	1.24e4	1.0000	0.564	4.03	3.83	7.52	13.3	106.6
10	36	18O2-PFHxS	403.0 > 102.6	9.61e2	2.22e3	1.0000	0.407	4.17	3.98	5.42	13.3	106.5
11	37	13C2-6:2 FTS	429.1 > 408.9	2.23e3	1.02e4	1.0000	0.265	4.49	4.29	2.73	10.3	82.4
12	38	13C2-PFOA	414.9 > 369.7	9.57e3	1.02e4	1.0000	1.026	4.54	4.34	11.7	11.4	91.0
13	39	13C5-PFNA	468.2 > 422.9	8.75e3	1.08e4	1.0000	0.942	4.97	4.78	10.1	10.7	85.9
14	40	13C8-PFOSA	506.1 > 77.7	3.90e2	4.13e3	1.0000	0.360	5.02	4.84	1.18	3.27	26.2
15	41	13C8-PFOS	507.0 > 79.9	2.17e3	2.37e3	1.0000	1.023	5.05	4.86	11.5	11.2	89.6
16	55	13C5-PFHxA	318 > 272.9	1.24e4	1.24e4	1.0000	1.000	3.40	3.20	12.5	12.5	100.0
17	56	13C3-PFHxS	401.9 > 79.9	2.22e3	2.22e3	1.0000	1.000	4.17	3.98	12.5	12.5	100.0
18	57	13C8-PFOA	421.3 > 376	1.02e4	1.02e4	1.0000	1.000	4.54	4.34	12.5	12.5	100.0
19	58	13C9-PFNA	472.2 > 426.9	1.08e4	1.08e4	1.0000	1.000	4.97	4.78	12.5	12.5	100.0
20	59	13C4-PFOS	503 > 79.9	2.37e3	2.37e3	1.0000	1.000	5.05	4.86	12.5	12.5	100.0
21	60	13C6-PFDA	519.1 > 473.7	4.99e3	4.99e3	1.0000	1.000	5.34	5.15	12.5	12.5	100.0
22	61	13C7-PFUdA	570.1 > 524.8	4.13e3	4.13e3	1.0000	1.000	5.66	5.48	12.5	12.5	100.0
23	62	Total PFHxS	398.9 > 79.6	0.00e0	9.61e2	1.0000		4.17		0.000		
24	63	Total PFOA	413 > 368.7	7.74e1	9.57e3	1.0000		4.26		0.000		
25	64	Total PFOS	499 > 79.9	0.00e0	2.17e3	1.0000		4.77		0.000		

AC 12/1/17

Vista Analytical Laboratory

Rev'd: MM 12/1/17

Dataset: U:\Q4.PRO\results\171201M1\171201M1-6.qld

Last Altered: Friday, December 01, 2017 19:25:59 Pacific Standard Time
Printed: Friday, December 01, 2017 19:26:54 Pacific Standard Time

Method: U:\Q4.PRO\MethDB\PFAS_FULL_80C_113017.mdb 01 Dec 2017 12:18:40
Calibration: U:\Q4.PRO\CurveDB\C18_VAL-PFAS_Q4_11-30-17_FULL.cdb 01 Dec 2017 12:17:32

Name: 171201M1_6, Date: 01-Dec-2017, Time: 15:55:55, ID: B7K0168-BLK1 Method Blank 1, Description: Method Blank

PFBS

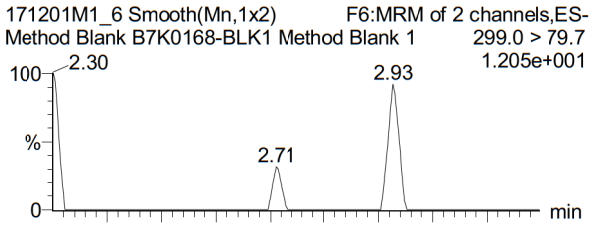

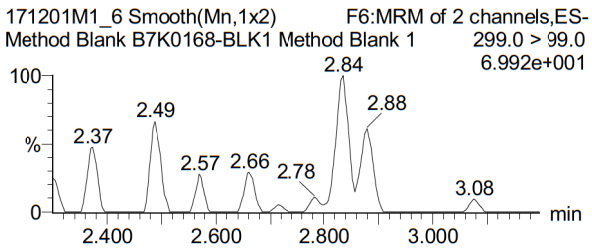

PFHpA

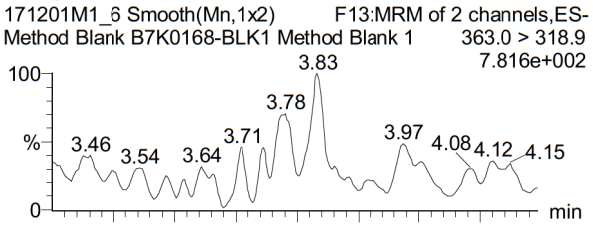

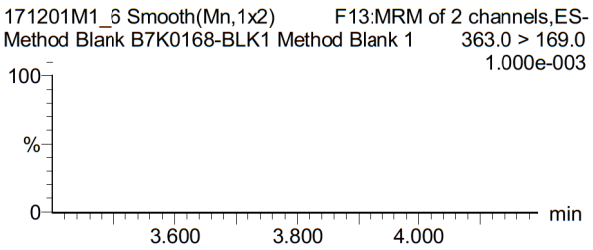

Total PFHxS

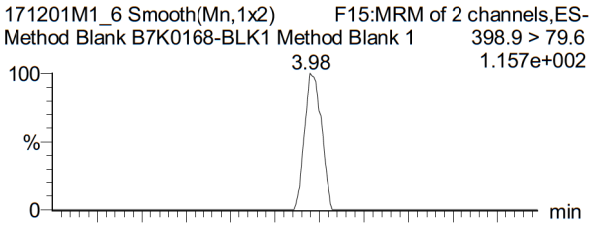

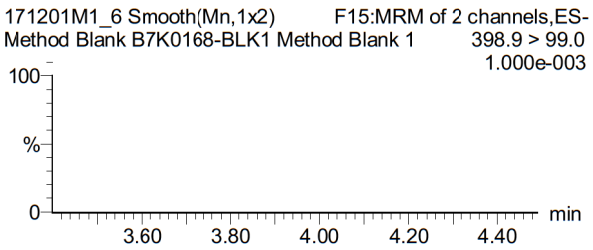

13C3-PFBS

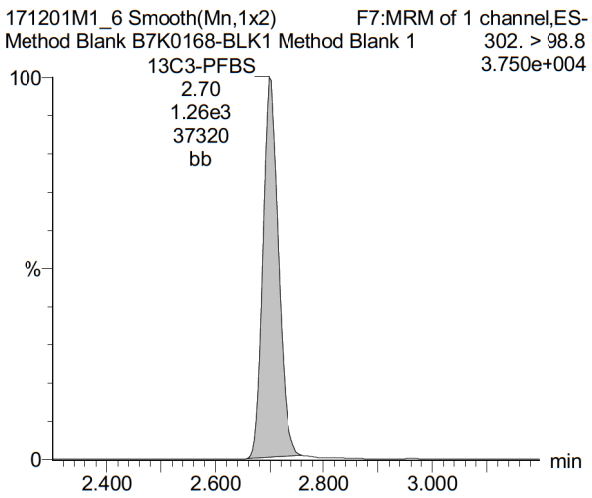

13C4-PFHpA

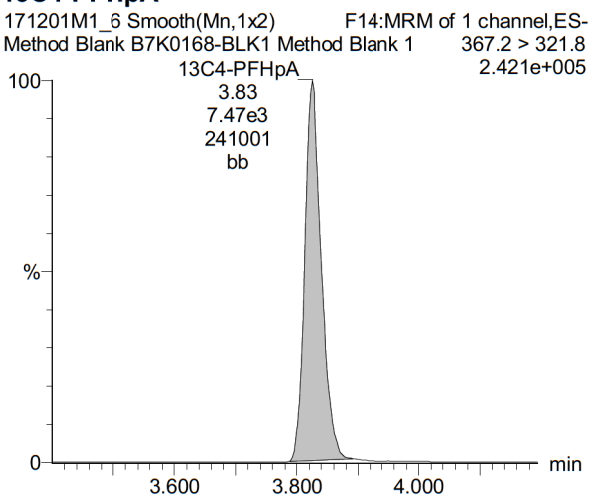

18O2-PFHxS

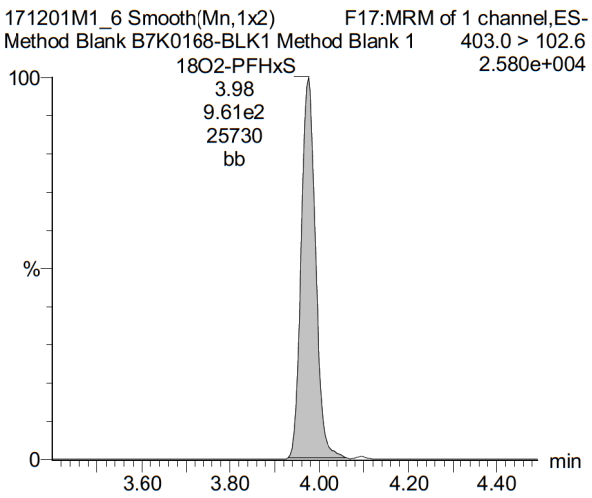

AC 12/1/17

Dataset: U:\Q4.PRO\results\171201M1\171201M1-6.qld

Last Altered: Friday, December 01, 2017 19:25:59 Pacific Standard Time
Printed: Friday, December 01, 2017 19:26:54 Pacific Standard Time

Name: 171201M1_6, Date: 01-Dec-2017, Time: 15:55:55, ID: B7K0168-BLK1 Method Blank 1, Description: Method Blank

Total PFOA

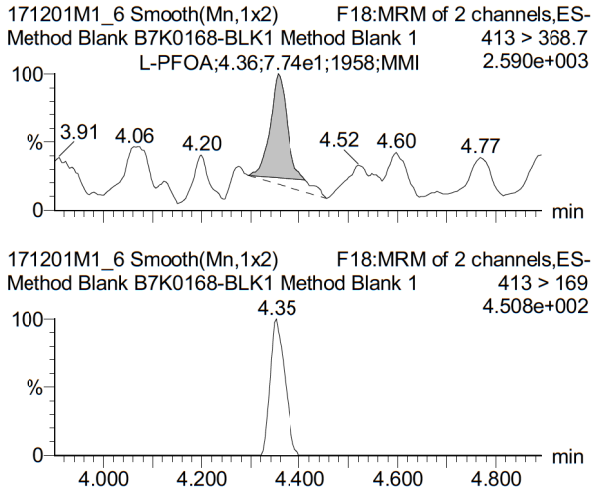

PFNA

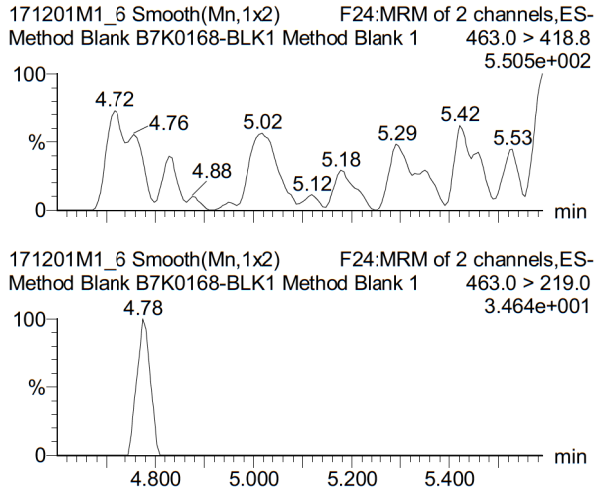

Total PFOS

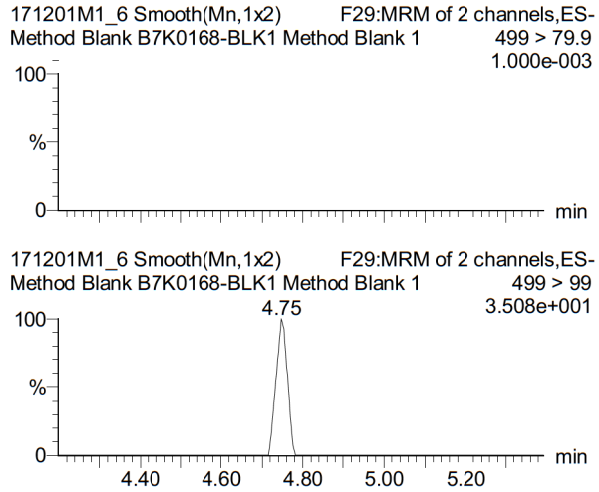

13C2-PFOA

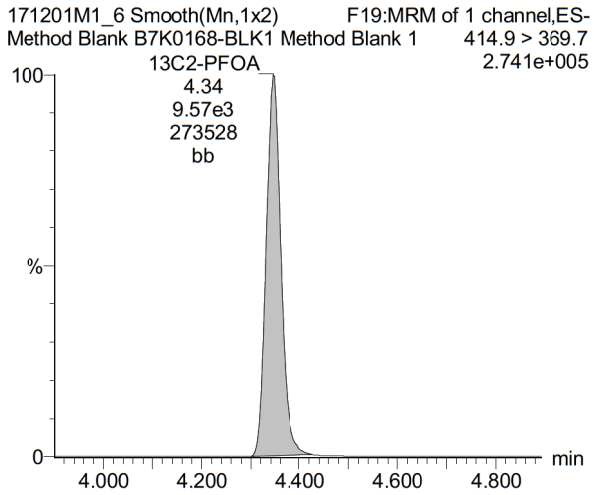

13C5-PFNA

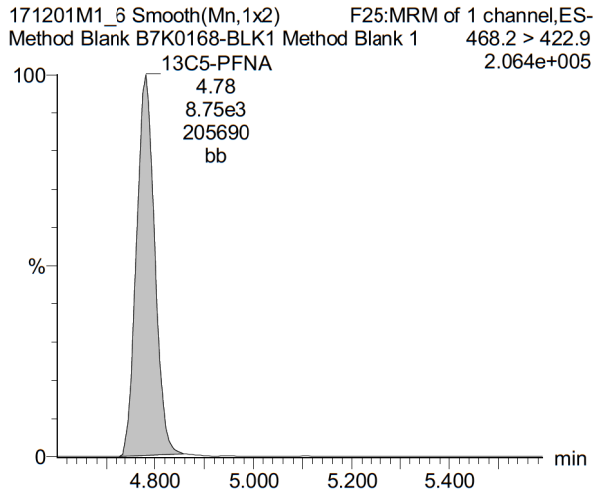

13C8-PFOS

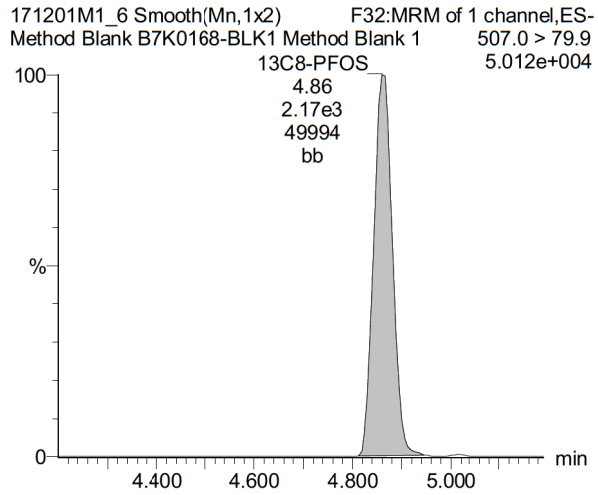

AC 12/1/17

Vista Analytical Laboratory

Rev'd: MM 12/1/17

Dataset: U:\Q4.PRO\results\171201M1\171201M1-6.qld

Last Altered: Friday, December 01, 2017 19:25:59 Pacific Standard Time
Printed: Friday, December 01, 2017 19:26:54 Pacific Standard Time

Name: 171201M1_6, Date: 01-Dec-2017, Time: 15:55:55, ID: B7K0168-BLK1 Method Blank 1, Description: Method Blank

TCDA

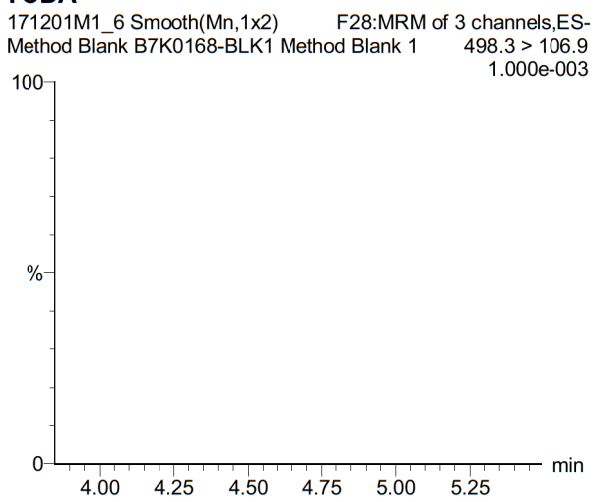

13C5-PFHxA

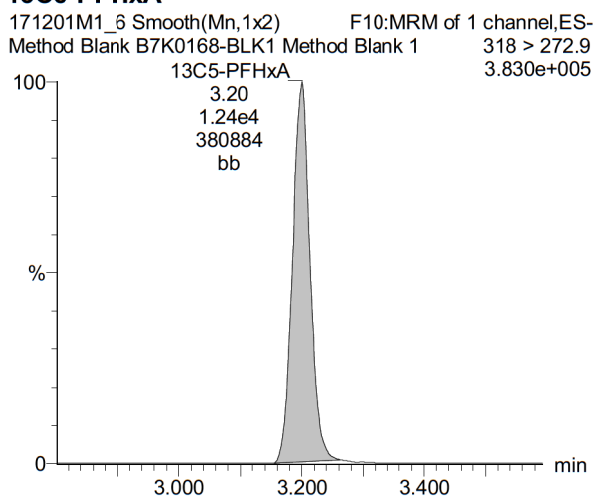

13C3-PFHxS

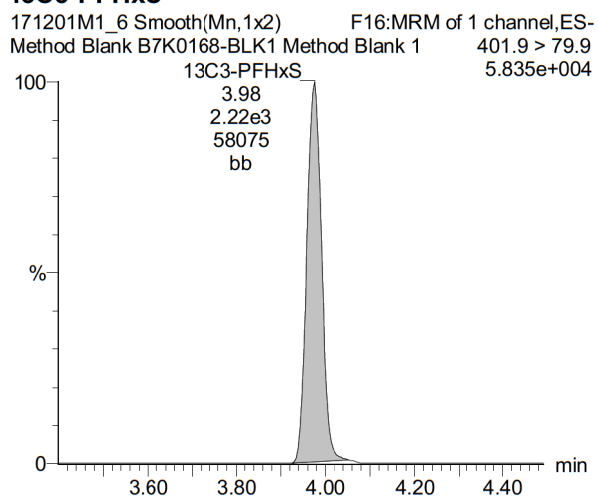

13C8-PFOS

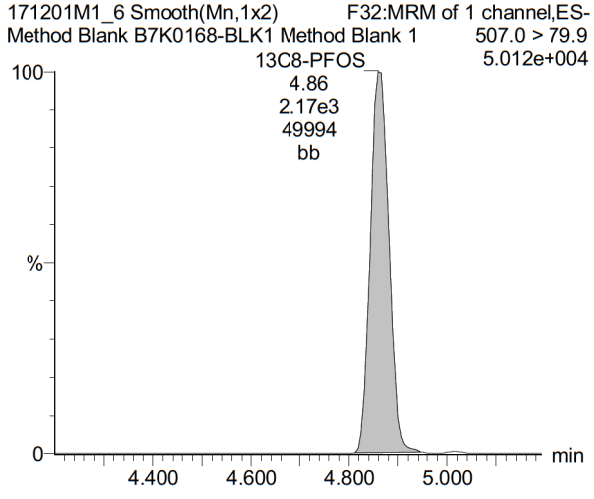

13C8-PFOA

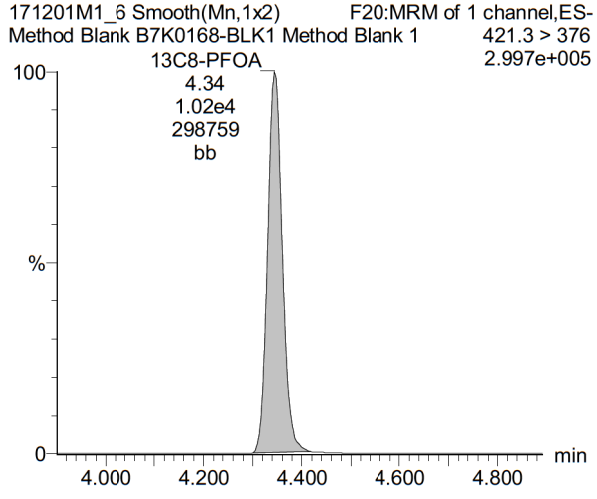

13C9-PFNA

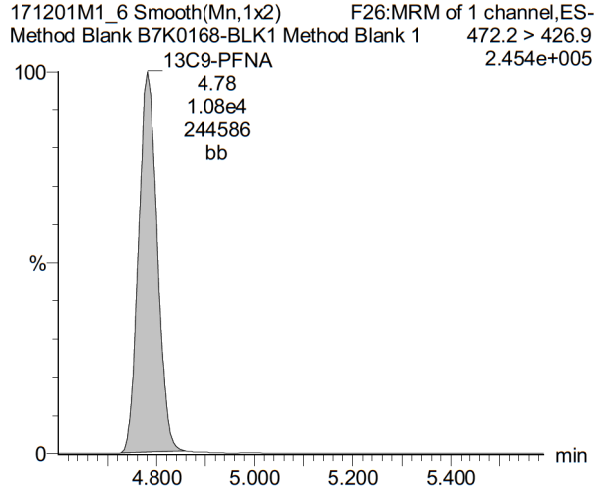

AC 12/1/17

Dataset: U:\Q4.PRO\results\171201M1\171201M1-6.qld

Last Altered: Friday, December 01, 2017 19:25:59 Pacific Standard Time
Printed: Friday, December 01, 2017 19:26:54 Pacific Standard Time

Name: 171201M1_6, Date: 01-Dec-2017, Time: 15:55:55, ID: B7K0168-BLK1 Method Blank 1, Description: Method Blank

13C4-PFOS

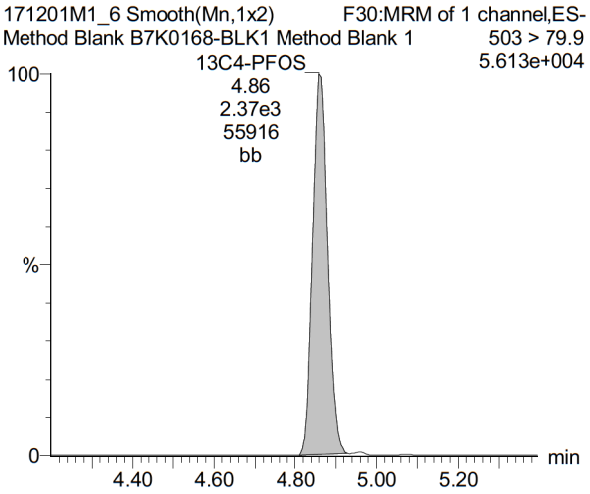

AC 12/1/17

Vista Analytical Laboratory

Rev'd: MM 12/1/17

Dataset: U:\Q4.PRO\results\171130M1\171130M1-50.qld

Last Altered: Friday, December 01, 2017 10:20:06 Pacific Standard Time
Printed: Friday, December 01, 2017 10:20:37 Pacific Standard Time

Method: U:\Q4.PRO\MethDB\PFAS_FULL_80C_112917.mdb 29 Nov 2017 15:16:56
Calibration: U:\Q4.PRO\CurveDB\C18_VAL-PFAS_Q4_11-29-17_FULL.cdb 29 Nov 2017 15:34:31

Name: 171130M1_50, Date: 30-Nov-2017, Time: 18:17:09, ID: B7K0168-BS1 OPR 1, Description: OPR

	#	Name	Trace	Area	IS Area	Wt./Vol.	RRF	Pred.RT	RT	y Axis Resp.	Conc.	%Rec
1	3	PFBS	299.0 > 79.7	2.34e3	1.16e3	1.0000		2.90	2.74	25.1	11.7	116.5
2	5	PFHpA	363.0 > 318.9	8.06e3	6.57e3	1.0000		4.03	3.86	15.3	11.7	117.2
3	6	L-PFHxS	398.9 > 79.6	1.68e3	9.31e2	1.0000		4.19	4.01	22.6	10.9	109.0
4	9	L-PFOA	413 > 368.7	6.48e3	7.44e3	1.0000		4.26	4.38	10.9	10.7	107.5
5	12	PFNA	463.0 > 418.8	5.81e3	5.95e3	1.0000		5.00	4.81	12.2	10.3	103.4
6	14	L-PFOS	499 > 79.9	1.18e3	1.17e3	1.0000		5.08	4.89	12.6	12.9	128.6
7	33	13C3-PFBS	302. > 98.8	1.16e3	1.32e4	1.0000	0.094	2.90	2.74	1.11	11.8	94.1
8	34	13C2-PFHxA	315 > 269.8	3.27e3	1.32e4	1.0000	0.738	3.40	3.24	3.11	4.21	84.2
9	35	13C4-PFHpA	367.2 > 321.8	6.57e3	1.32e4	1.0000	0.580	4.03	3.86	6.23	10.7	86.0
10	36	18O2-PFHxS	403.0 > 102.6	9.31e2	2.40e3	1.0000	0.438	4.17	4.01	4.84	11.0	88.4
11	37	13C2-6:2 FTS	429.1 > 408.9	2.22e3	7.88e3	1.0000	0.279	4.49	4.33	3.52	12.6	101.2
12	38	13C2-PFOA	414.9 > 369.7	7.44e3	7.88e3	1.0000	0.912	4.54	4.38	11.8	12.9	103.5
13	39	13C5-PFNA	468.2 > 422.9	5.95e3	7.77e3	1.0000	0.944	4.97	4.81	9.57	10.1	81.0
14	40	13C8-PFOSA	506.1 > 77.7	2.99e2	1.45e3	1.0000	0.444	5.02	4.87	2.59	5.82	46.6
15	41	13C8-PFOS	507.0 > 79.9	1.17e3	1.33e3	1.0000	1.038	5.05	4.89	10.9	10.5	84.3
16	55	13C5-PFHxA	318 > 272.9	1.32e4	1.32e4	1.0000	1.000	3.40	3.23	12.5	12.5	100.0
17	56	13C3-PFHxS	401.9 > 79.9	2.40e3	2.40e3	1.0000	1.000	4.17	4.01	12.5	12.5	100.0
18	57	13C8-PFOA	421.3 > 376	7.88e3	7.88e3	1.0000	1.000	4.54	4.38	12.5	12.5	100.0
19	58	13C9-PFNA	472.2 > 426.9	7.77e3	7.77e3	1.0000	1.000	4.97	4.81	12.5	12.5	100.0
20	59	13C4-PFOS	503 > 79.9	1.33e3	1.33e3	1.0000	1.000	5.05	4.89	12.5	12.5	100.0
21	60	13C6-PFDA	519.1 > 473.7	3.00e3	3.00e3	1.0000	1.000	5.34	5.19	12.5	12.5	100.0
22	61	13C7-PFUdA	570.1 > 524.8	1.45e3	1.45e3	1.0000	1.000	5.66	5.50	12.5	12.5	100.0
23	62	Total PFHxS	398.9 > 79.6	1.68e3	9.31e2	1.0000		4.17		22.6	10.9	
24	63	Total PFOA	413 > 368.7	6.48e3	7.44e3	1.0000		4.26		10.9	10.7	
25	64	Total PFOS	499 > 79.9	1.18e3	1.17e3	1.0000		4.77		12.6	12.9	

AC 12/1/17

Vista Analytical Laboratory

Rev'd: MM 12/1/17

Dataset: U:\Q4.PRO\results\171130M1\171130M1-50.qld

Last Altered: Friday, December 01, 2017 10:20:06 Pacific Standard Time
Printed: Friday, December 01, 2017 10:20:37 Pacific Standard Time

Method: U:\Q4.PRO\MethDB\PFAS_FULL_80C_112917.mdb 29 Nov 2017 15:16:56
Calibration: U:\Q4.PRO\CurveDB\C18_VAL-PFAS_Q4_11-29-17_FULL.cdb 29 Nov 2017 15:34:31

Name: 171130M1_50, Date: 30-Nov-2017, Time: 18:17:09, ID: B7K0168-BS1 OPR 1, Description: OPR

PFBS

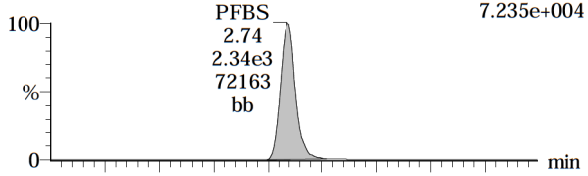

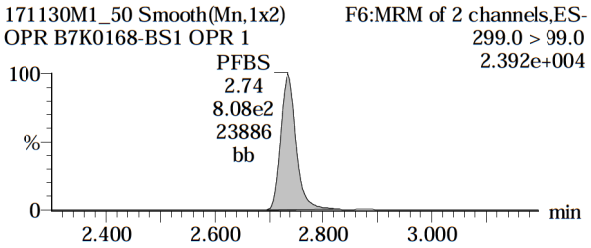

PFHpA

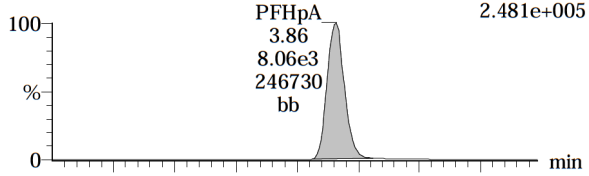

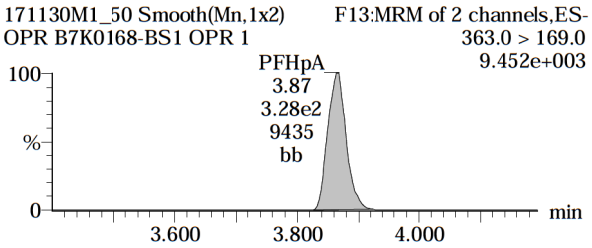

Total PFHxS

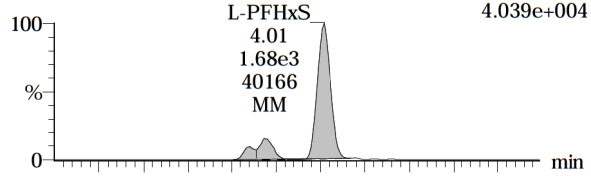

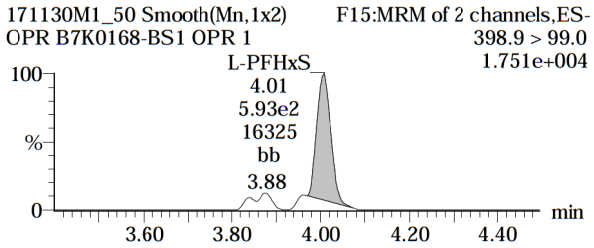

13C3-PFBS

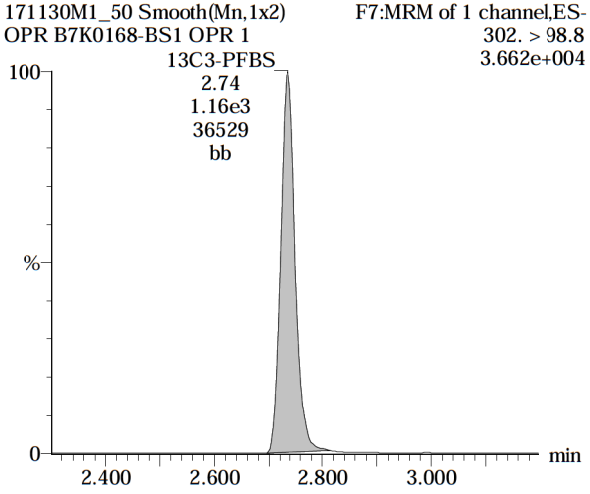

13C4-PFHpA

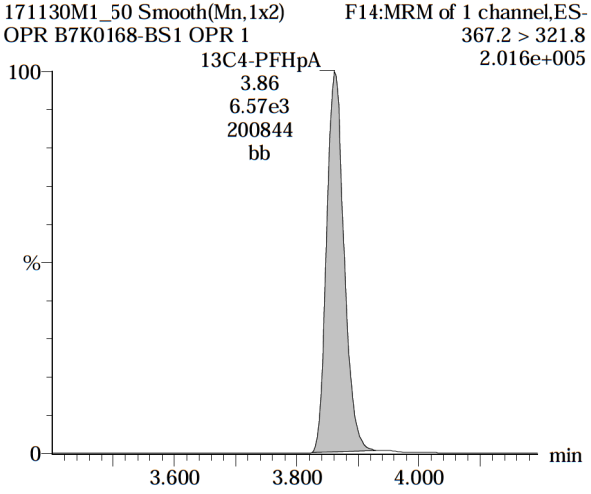

18O2-PFHxS

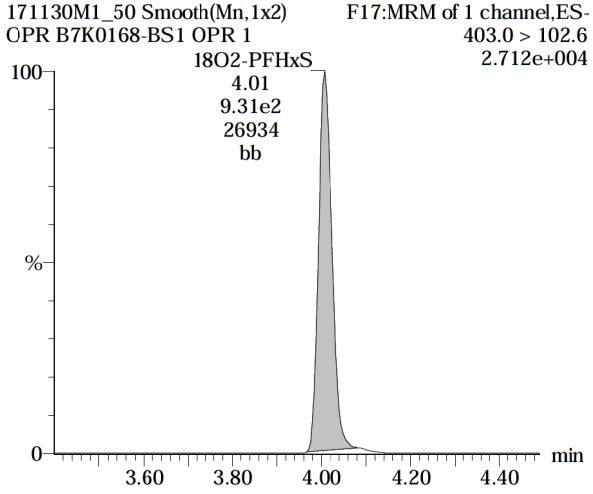

AC 12/1/17

Dataset: U:\Q4.PRO\results\171130M1\171130M1-50.qld

Last Altered: Friday, December 01, 2017 10:20:06 Pacific Standard Time
Printed: Friday, December 01, 2017 10:20:37 Pacific Standard Time

Name: 171130M1_50, Date: 30-Nov-2017, Time: 18:17:09, ID: B7K0168-BS1 OPR 1, Description: OPR

Total PFOA

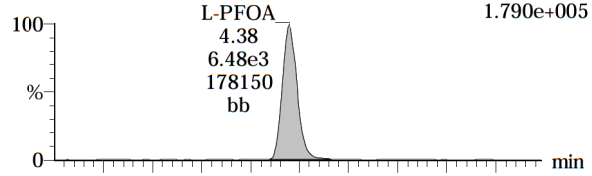

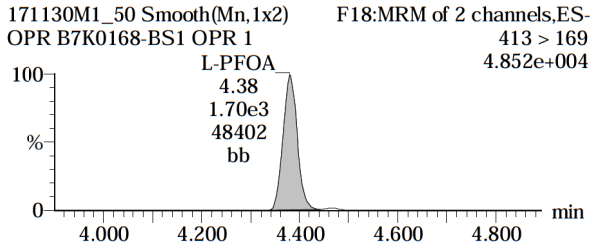

PFNA

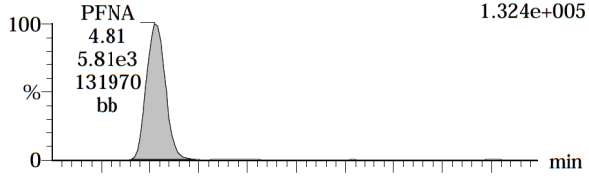

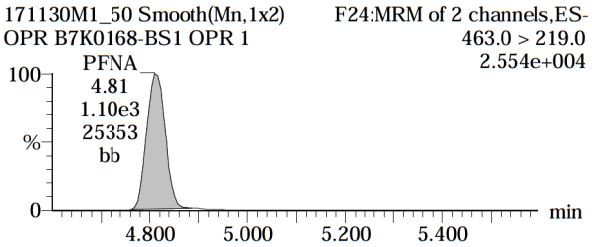

Total PFOS

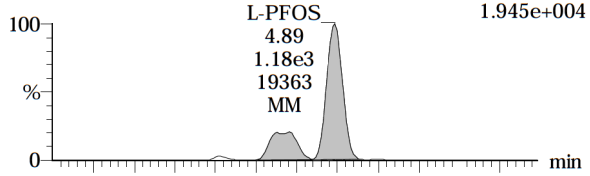

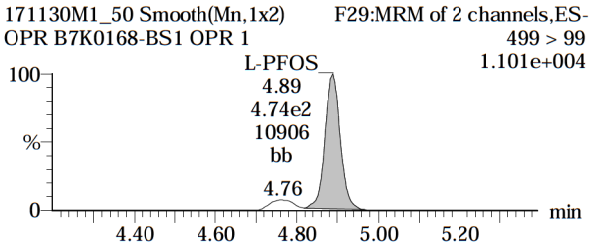

13C2-PFOA

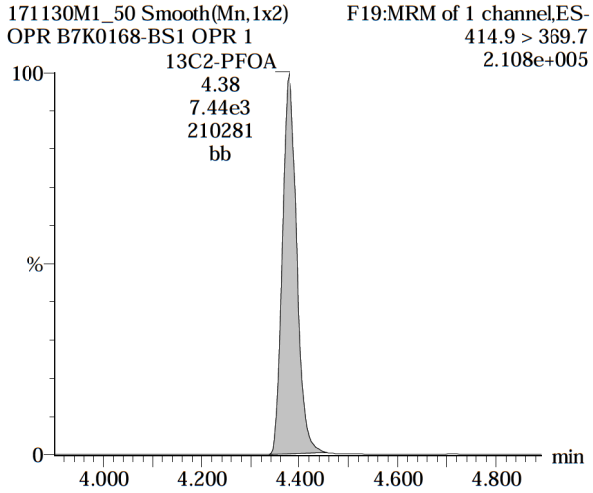

13C5-PFNA

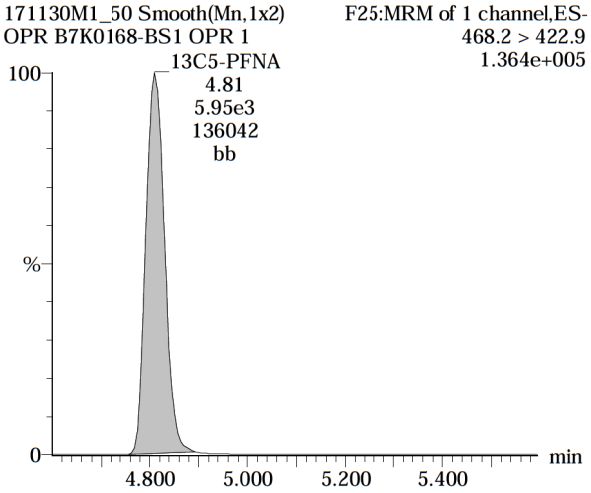

13C8-PFOS

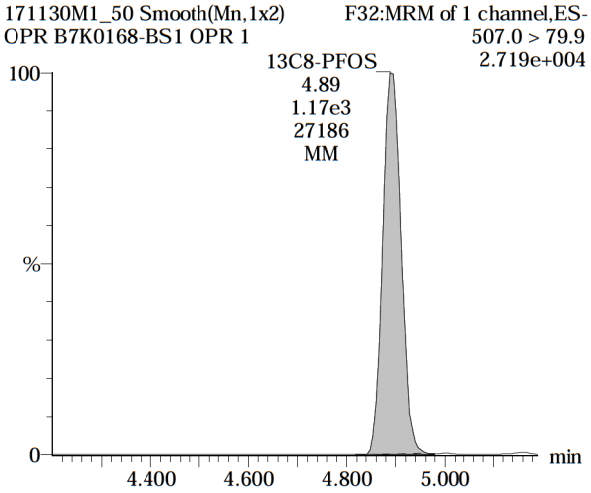

AC 12/1/17

Vista Analytical Laboratory

Rev'd: MM 12/1/17

Dataset: U:\Q4.PRO\results\171130M1\171130M1-50.qld

Last Altered: Friday, December 01, 2017 10:20:06 Pacific Standard Time
Printed: Friday, December 01, 2017 10:20:37 Pacific Standard Time

Name: 171130M1_50, Date: 30-Nov-2017, Time: 18:17:09, ID: B7K0168-BS1 OPR 1, Description: OPR

TCDA

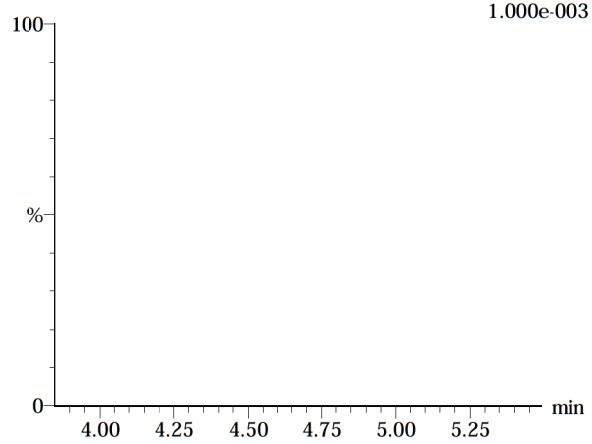

13C5-PFHxA

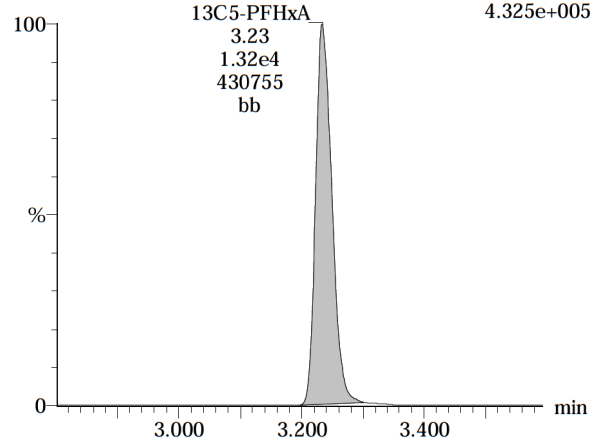

13C3-PFHxS

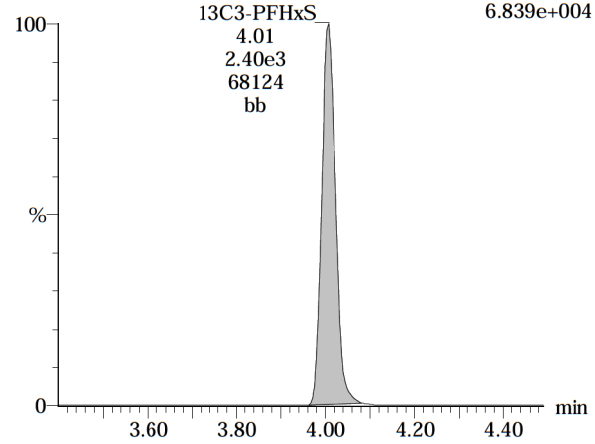

13C8-PFOS

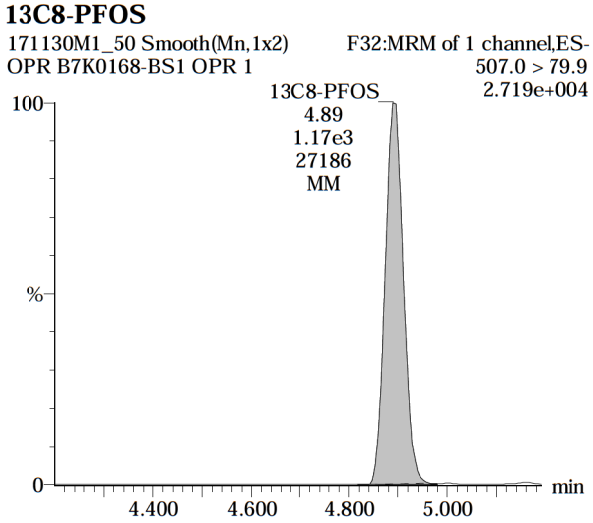

13C8-PFOA

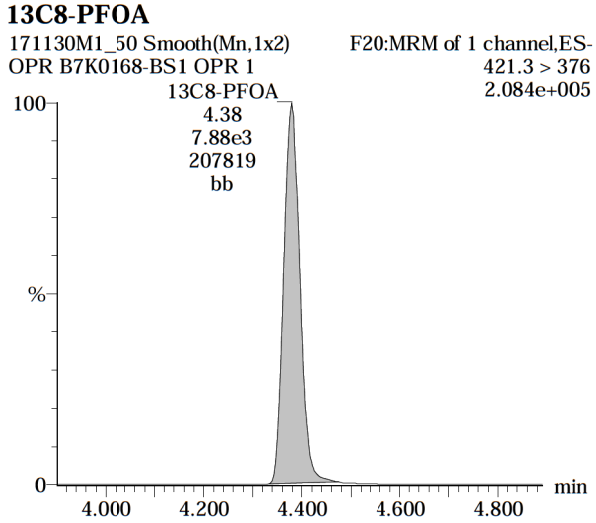

13C9-PFNA

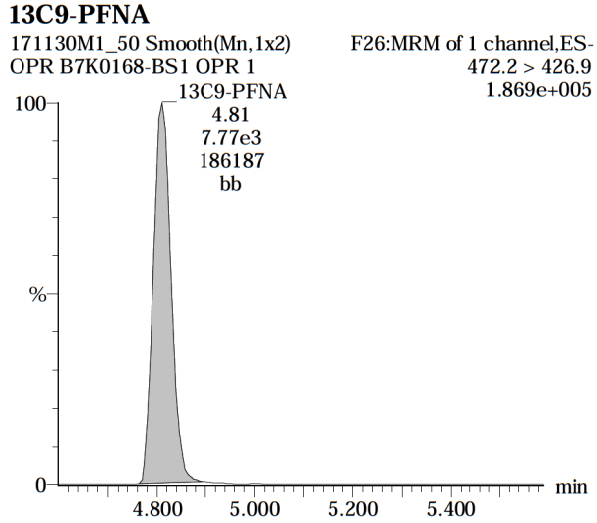

AC 12/1/17

Vista Analytical Laboratory

Rev'd: MM 12/1/17

Dataset: U:\Q4.PRO\results\171130M1\171130M1-50.qld

Last Altered: Friday, December 01, 2017 10:20:06 Pacific Standard Time
Printed: Friday, December 01, 2017 10:20:37 Pacific Standard Time

Name: 171130M1_50, Date: 30-Nov-2017, Time: 18:17:09, ID: B7K0168-BS1 OPR 1, Description: OPR

13C4-PFOS

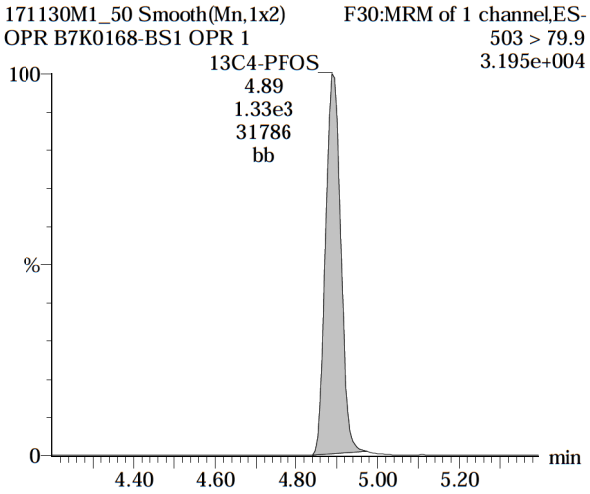

AC 12/1/17

Vista Analytical Laboratory

Rev'd: MM 12/1/17

Dataset: U:\Q4.PRO\results\171201M1\171201M1-8.qld

Last Altered: Friday, December 01, 2017 19:29:16 Pacific Standard Time
Printed: Friday, December 01, 2017 19:29:40 Pacific Standard Time

Method: U:\Q4.PRO\MethDB\PFAS_FULL_80C_113017.mdb 01 Dec 2017 12:18:40
Calibration: U:\Q4.PRO\CurveDB\C18_VAL-PFAS_Q4_11-30-17_FULL.cdb 01 Dec 2017 12:17:32

Name: 171201M1_8, Date: 01-Dec-2017, Time: 16:18:17, ID: 1701663-01 TRUAX-07-SO-DUP2-110717 1.27, Description: TRUAX-07-SO-DUP2-110717

	#	Name	Trace	Area	IS Area	Wt./Vol.	RRF	Pred.RT	RT	y Axis Resp.	Conc.	%Rec
1	3	PFBS	299.0 > 79.7	4.02e1	1.35e3	1.0385		2.90	2.71	0.373	0.178	
2	5	PFHpA	363.0 > 318.9	3.52e2	7.39e3	1.0385		4.03	3.83	0.595	0.375	
3	6	L-PFHxS	398.9 > 79.6	1.43e3	1.17e3	1.0385		4.19	3.98	15.4	6.76	
4	9	L-PFOA	413 > 368.7	8.81e2	8.61e3	1.0385		4.26	4.35	1.28	1.03	
5	12	PFNA	463.0 > 418.8	8.06e2	7.05e3	1.0385		5.00	4.79	1.43	1.04	
6	14	L-PFOS	499 > 79.9	1.92e4	2.21e3	1.0385		5.08	4.87	108	103	
7	33	13C3-PFBS	302. > 98.8	1.35e3	1.35e4	1.0385	0.092	2.90	2.70	1.25	13.2	109.4
8	34	13C2-PFHxA	315 > 269.8	3.40e3	1.35e4	1.0385	0.738	3.40	3.20	3.16	4.12	85.6
9	35	13C4-PFHpA	367.2 > 321.8	7.39e3	1.35e4	1.0385	0.564	4.03	3.83	6.87	11.7	97.4
10	36	18O2-PFHxS	403.0 > 102.6	1.17e3	2.78e3	1.0385	0.407	4.17	3.97	5.25	12.4	103.1
11	37	13C2-6:2 FTS	429.1 > 408.9	2.52e3	1.03e4	1.0385	0.265	4.49	4.29	3.05	11.1	92.1
12	38	13C2-PFOA	414.9 > 369.7	8.61e3	1.03e4	1.0385	1.026	4.54	4.35	10.4	9.78	81.2
13	39	13C5-PFNA	468.2 > 422.9	7.05e3	9.60e3	1.0385	0.942	4.97	4.78	9.18	9.38	78.0
14	40	13C8-PFOSA	506.1 > 77.7	1.05e3	5.58e3	1.0385	0.360	5.02	4.84	2.36	6.31	52.4
15	41	13C8-PFOS	507.0 > 79.9	2.21e3	2.61e3	1.0385	1.023	5.05	4.87	10.6	10.0	83.1
16	55	13C5-PFHxA	318 > 272.9	1.35e4	1.35e4	1.0385	1.000	3.40	3.20	12.5	12.0	100.0
17	56	13C3-PFHxS	401.9 > 79.9	2.78e3	2.78e3	1.0385	1.000	4.17	3.98	12.5	12.0	100.0
18	57	13C8-PFOA	421.3 > 376	1.03e4	1.03e4	1.0385	1.000	4.54	4.34	12.5	12.0	100.0
19	58	13C9-PFNA	472.2 > 426.9	9.60e3	9.60e3	1.0385	1.000	4.97	4.78	12.5	12.0	100.0
20	59	13C4-PFOS	503 > 79.9	2.61e3	2.61e3	1.0385	1.000	5.05	4.86	12.5	12.0	100.0
21	60	13C6-PFDA	519.1 > 473.7	5.19e3	5.19e3	1.0385	1.000	5.34	5.16	12.5	12.0	100.0
22	61	13C7-PFUdA	570.1 > 524.8	5.58e3	5.58e3	1.0385	1.000	5.66	5.48	12.5	12.0	100.0
23	62	Total PFHxS	398.9 > 79.6	1.43e3	1.17e3	1.0385		4.17		15.4	6.76	
24	63	Total PFOA	413 > 368.7	8.81e2	8.61e3	1.0385		4.26		1.28	1.03	
25	64	Total PFOS	499 > 79.9	1.92e4	2.21e3	1.0385		4.77		108	103	

AC 12/1/17

Vista Analytical Laboratory

Rev'd: MM 12/1/17

Dataset: U:\Q4.PRO\results\171201M1\171201M1-8.qld

Last Altered: Friday, December 01, 2017 19:29:16 Pacific Standard Time
Printed: Friday, December 01, 2017 19:29:40 Pacific Standard Time

Method: U:\Q4.PRO\MethDB\PFAS_FULL_80C_113017.mdb 01 Dec 2017 12:18:40
Calibration: U:\Q4.PRO\CurveDB\C18_VAL-PFAS_Q4_11-30-17_FULL.cdb 01 Dec 2017 12:17:32

Name: 171201M1_8, Date: 01-Dec-2017, Time: 16:18:17, ID: 1701663-01 TRUAX-07-SO-DUP2-110717 1.27, Description: TRUAX-07-SO-DUP2-110717

PFBS

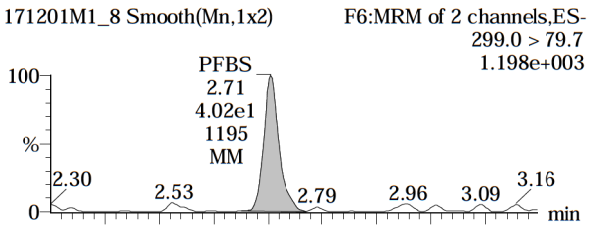

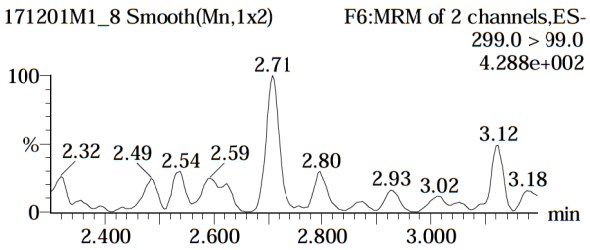

PFHpA

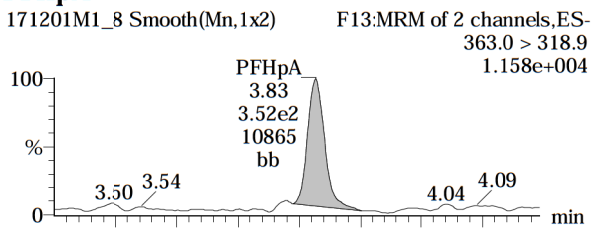

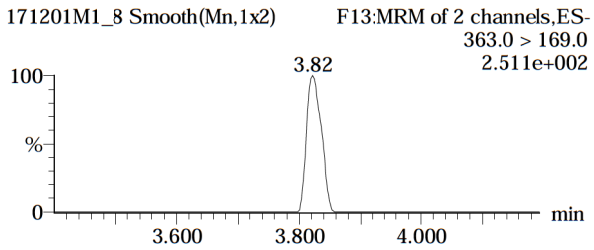

Total PFHxS

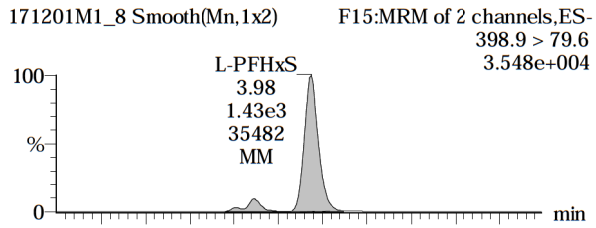

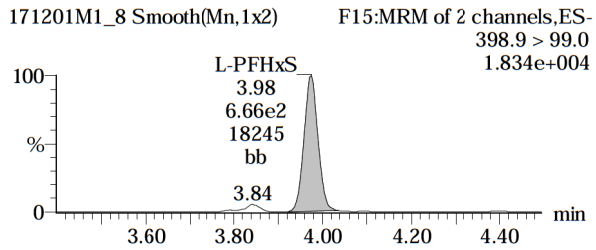

13C3-PFBS

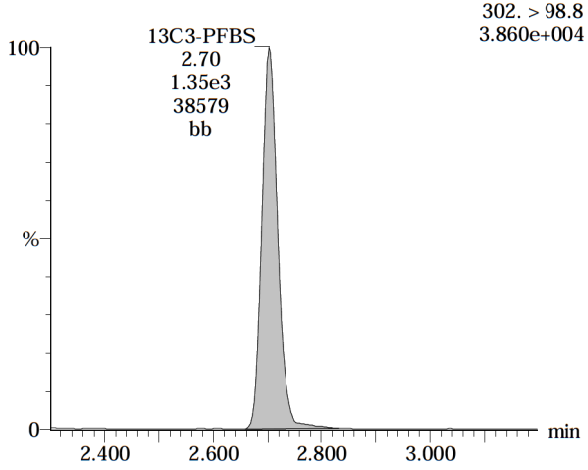

13C4-PFHpA

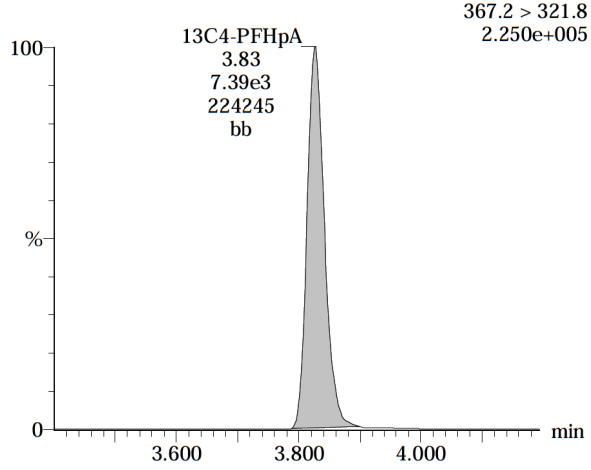

18O2-PFHxS

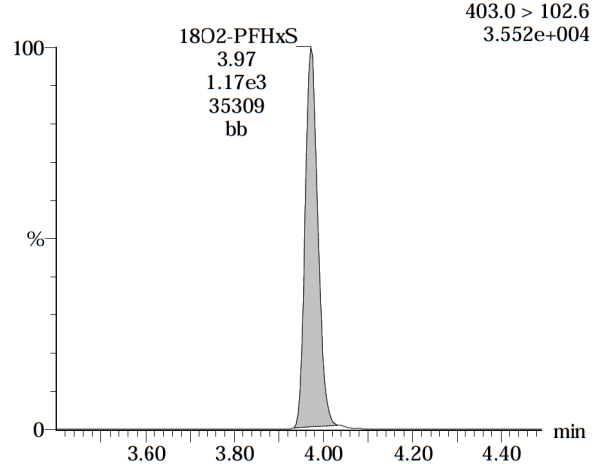

AC 12/1/17

Dataset: U:\Q4.PRO\results\171201M1\171201M1-8.qld

Last Altered: Friday, December 01, 2017 19:29:16 Pacific Standard Time
Printed: Friday, December 01, 2017 19:29:40 Pacific Standard Time

Name: 171201M1_8, Date: 01-Dec-2017, Time: 16:18:17, ID: 1701663-01 TRUAX-07-SO-DUP2-110717 1.27, Description: TRUAX-07-SO-DUP2-110717

Total PFOA

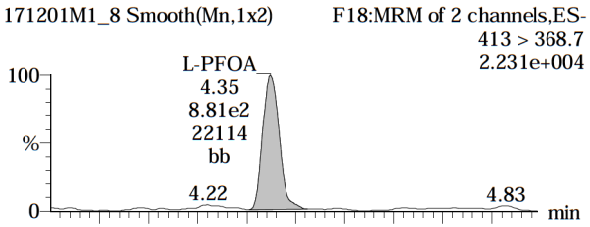

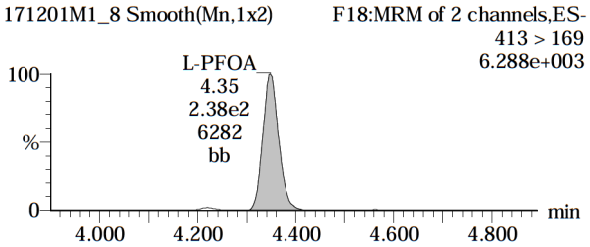

PFNA

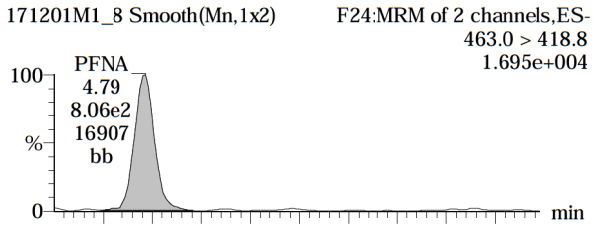

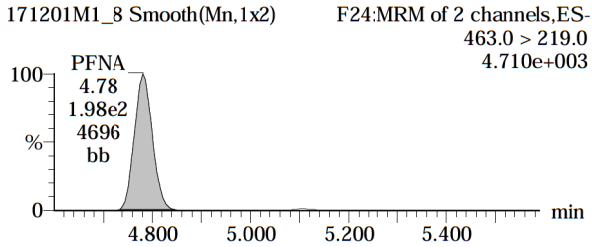

Total PFOS

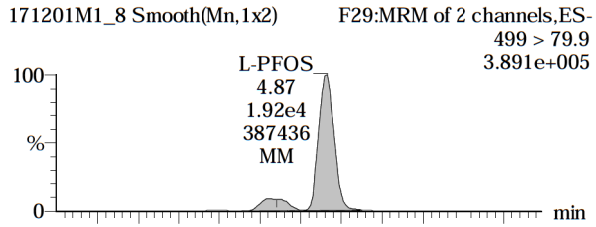

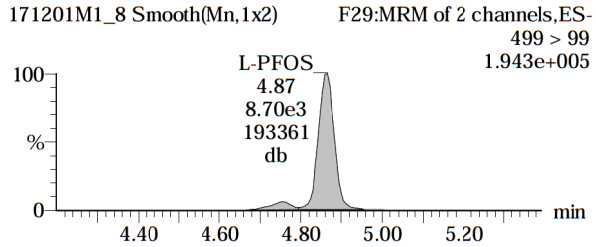

13C2-PFOA

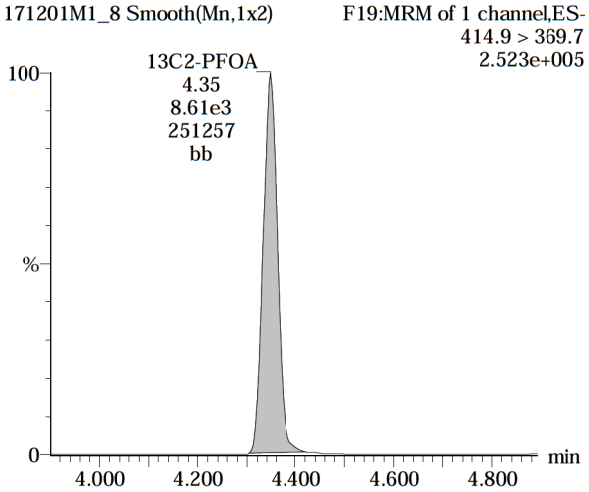

13C5-PFNA

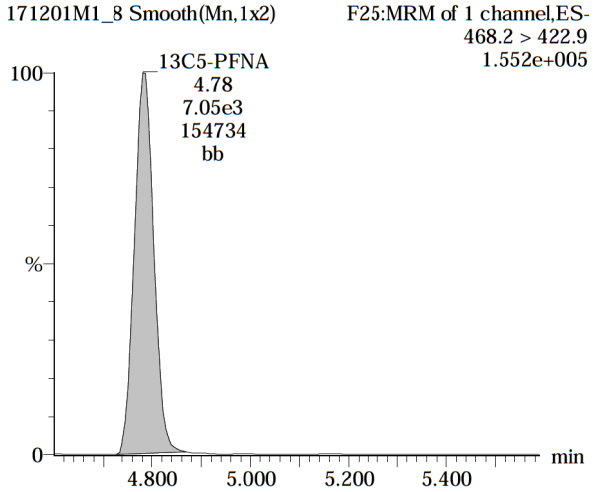

13C8-PFOS

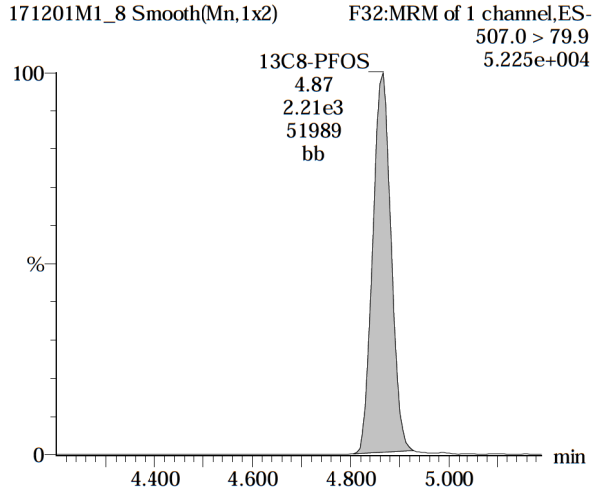

AC 12/1/17

Dataset: U:\Q4.PRO\results\171201M1\171201M1-8.qld

Last Altered: Friday, December 01, 2017 19:29:16 Pacific Standard Time
Printed: Friday, December 01, 2017 19:29:40 Pacific Standard Time

Name: 171201M1_8, Date: 01-Dec-2017, Time: 16:18:17, ID: 1701663-01 TRUAX-07-SO-DUP2-110717 1.27, Description: TRUAX-07-SO-DUP2-110717

TCDA

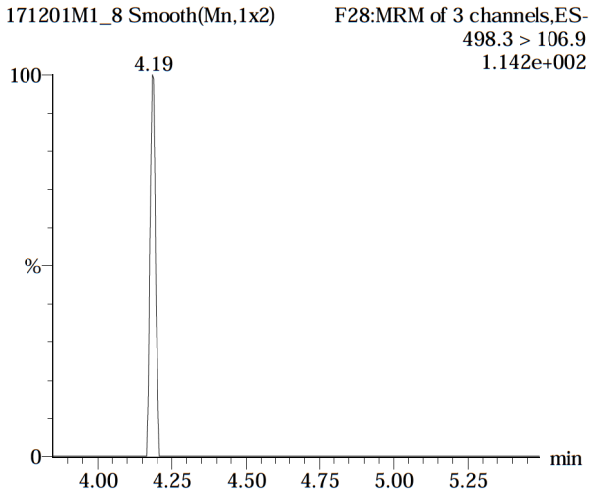

13C5-PFHxA

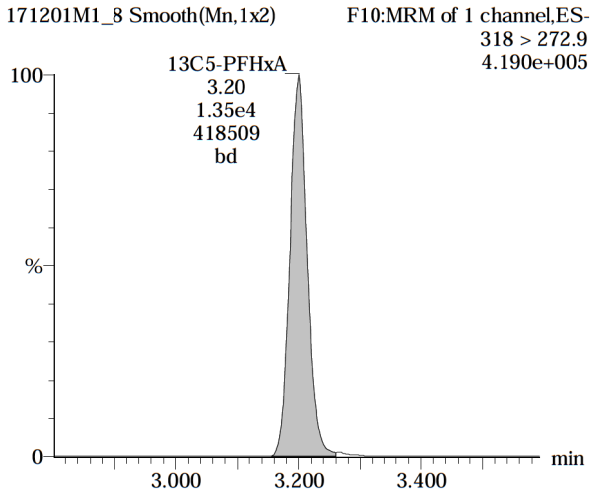

13C3-PFHxS

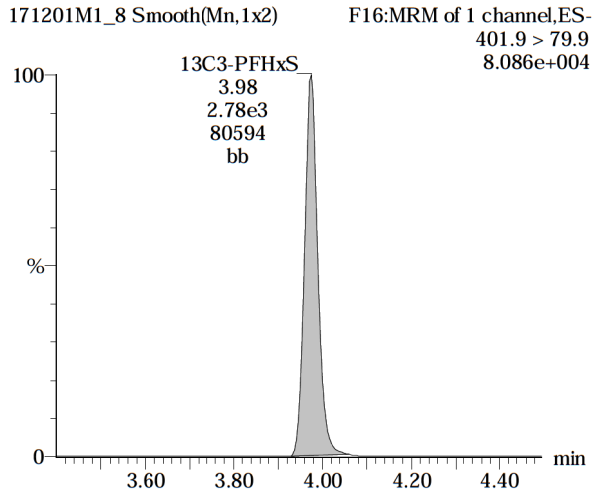

13C8-PFOS

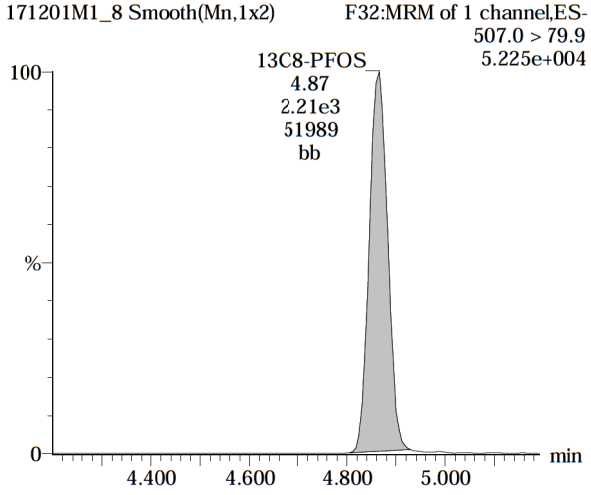

13C8-PFOA

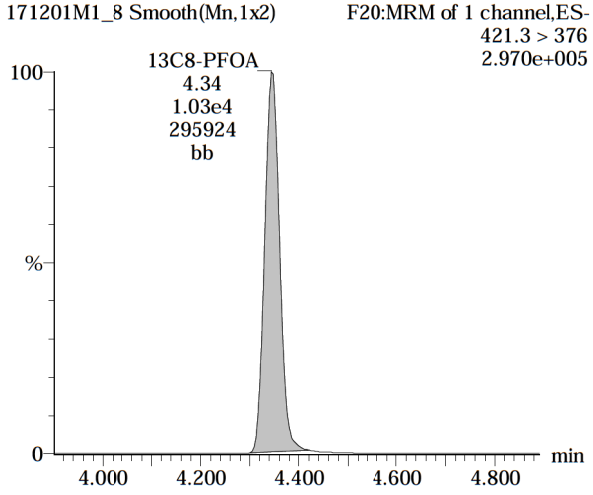

13C9-PFNA

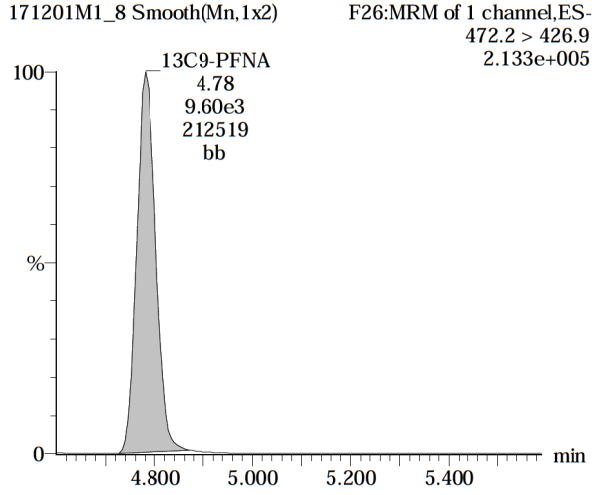

AC 12/1/17

Dataset: U:\Q4.PRO\results\171201M1\171201M1-8.qld

Last Altered: Friday, December 01, 2017 19:29:16 Pacific Standard Time
Printed: Friday, December 01, 2017 19:29:40 Pacific Standard Time

Name: 171201M1_8, Date: 01-Dec-2017, Time: 16:18:17, ID: 1701663-01 TRUAX-07-SO-DUP2-110717 1.27, Description: TRUAX-07-SO-DUP2-110717

13C4-PFOS

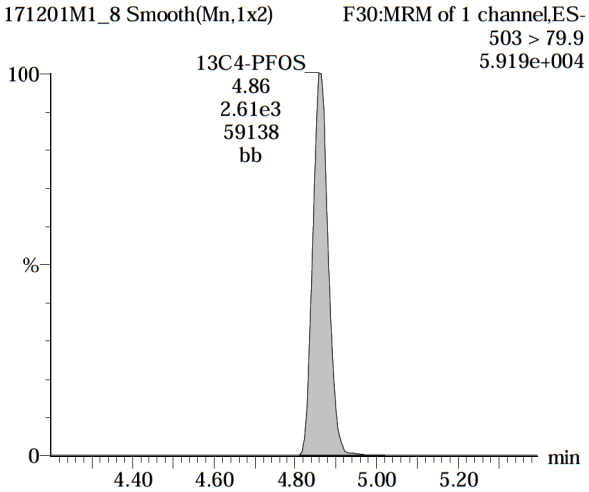

AC 12/1/17

Vista Analytical Laboratory

Rev'd: MM 12/1/17

Dataset: U:\Q4.PRO\results\171201M1\171201M1-9.qld

Last Altered: Friday, December 01, 2017 19:31:52 Pacific Standard Time
Printed: Friday, December 01, 2017 19:32:21 Pacific Standard Time

Method: U:\Q4.PRO\MethDB\PFAS_FULL_80C_113017.mdb 01 Dec 2017 12:18:40
Calibration: U:\Q4.PRO\CurveDB\C18_VAL-PFAS_Q4_11-30-17_FULL.cdb 01 Dec 2017 12:17:32

Name: 171201M1_9, Date: 01-Dec-2017, Time: 16:29:28, ID: 1701663-02 TRUAX-07-SB01-110717-0.5-1.0 1.17, Description: TRUAX-07-SB01-110717-0.5-1.0

	#	Name	Trace	Area	IS Area	Wt./Vol.	RRF	Pred.RT	RT	y Axis Resp.	Conc.	%Rec
1	3	PFBS	299.0 > 79.7		1.34e3	1.0008		2.90				
2	5	PFHpA	363.0 > 318.9	1.90e2	6.69e3	1.0008		4.03	3.83	0.355	0.222	
3	6	L-PFHxS	398.9 > 79.6	2.85e2	9.84e2	1.0008		4.19	3.98	3.63	1.68	
4	9	L-PFOA	413 > 368.7	3.46e2	7.77e3	1.0008		4.26	4.35	0.557	0.337	
5	12	PFNA	463.0 > 418.8	1.71e2	6.57e3	1.0008		5.00	4.78	0.326	0.221	
6	14	L-PFOS	499 > 79.9	3.46e3	2.21e3	1.0008		5.08	4.87	19.5	19.4	
7	33	13C3-PFBS	302. > 98.8	1.34e3	1.43e4	1.0008	0.092	2.90	2.70	1.18	12.8	102.8
8	34	13C2-PFHxA	315 > 269.8	3.13e3	1.43e4	1.0008	0.738	3.40	3.21	2.74	3.72	74.4
9	35	13C4-PFHpA	367.2 > 321.8	6.69e3	1.43e4	1.0008	0.564	4.03	3.82	5.87	10.4	83.3
10	36	18O2-PFHxS	403.0 > 102.6	9.84e2	2.67e3	1.0008	0.407	4.17	3.98	4.60	11.3	90.4
11	37	13C2-6:2 FTS	429.1 > 408.9	2.19e3	1.06e4	1.0008	0.265	4.49	4.29	2.60	9.80	78.5
12	38	13C2-PFOA	414.9 > 369.7	7.77e3	1.06e4	1.0008	1.026	4.54	4.34	9.20	8.96	71.7
13	39	13C5-PFNA	468.2 > 422.9	6.57e3	1.08e4	1.0008	0.942	4.97	4.78	7.61	8.07	64.6
14	40	13C8-PFOSA	506.1 > 77.7	4.19e2	3.11e3	1.0008	0.360	5.02	4.84	1.68	4.67	37.4
15	41	13C8-PFOS	507.0 > 79.9	2.21e3	2.65e3	1.0008	1.023	5.05	4.86	10.4	10.2	81.4
16	55	13C5-PFHxA	318 > 272.9	1.43e4	1.43e4	1.0008	1.000	3.40	3.20	12.5	12.5	100.0
17	56	13C3-PFHxS	401.9 > 79.9	2.67e3	2.67e3	1.0008	1.000	4.17	3.97	12.5	12.5	100.0
18	57	13C8-PFOA	421.3 > 376	1.06e4	1.06e4	1.0008	1.000	4.54	4.34	12.5	12.5	100.0
19	58	13C9-PFNA	472.2 > 426.9	1.08e4	1.08e4	1.0008	1.000	4.97	4.78	12.5	12.5	100.0
20	59	13C4-PFOS	503 > 79.9	2.65e3	2.65e3	1.0008	1.000	5.05	4.86	12.5	12.5	100.0
21	60	13C6-PFDA	519.1 > 473.7	3.55e3	3.55e3	1.0008	1.000	5.34	5.15	12.5	12.5	100.0
22	61	13C7-PFUdA	570.1 > 524.8	3.11e3	3.11e3	1.0008	1.000	5.66	5.47	12.5	12.5	100.0
23	62	Total PFHxS	398.9 > 79.6	2.85e2	9.84e2	1.0008		4.17		3.63	1.68	
24	63	Total PFOA	413 > 368.7	3.46e2	7.77e3	1.0008		4.26		0.557	0.337	
25	64	Total PFOS	499 > 79.9	3.46e3	2.21e3	1.0008		4.77		19.5	19.4	

AC 12/01/17

Vista Analytical Laboratory

Rev'd: MM 12/1/17

Dataset: U:\Q4.PRO\results\171201M1\171201M1-9.qld

Last Altered: Friday, December 01, 2017 19:31:52 Pacific Standard Time
Printed: Friday, December 01, 2017 19:32:21 Pacific Standard Time

Method: U:\Q4.PRO\MethDB\PFAS_FULL_80C_113017.mdb 01 Dec 2017 12:18:40
Calibration: U:\Q4.PRO\CurveDB\C18_VAL-PFAS_Q4_11-30-17_FULL.cdb 01 Dec 2017 12:17:32

Name: 171201M1_9, Date: 01-Dec-2017, Time: 16:29:28, ID: 1701663-02 TRUAX-07-SB01-110717-0.5-1.0 1.17, Description: TRUAX-07-SB01-110717-0.5-1.0

PFBS

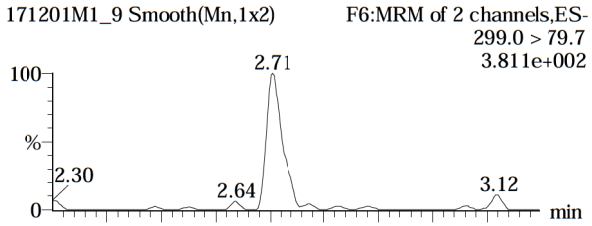

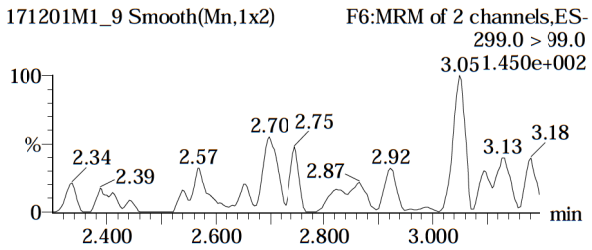

PFHpA

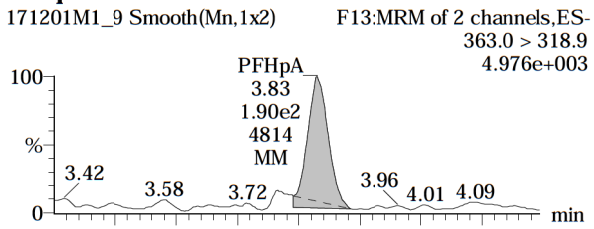

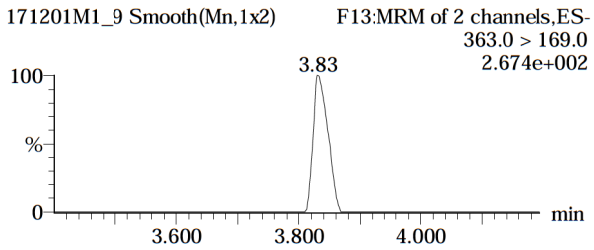

Total PFHxS

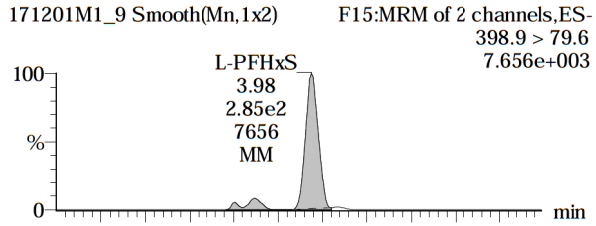

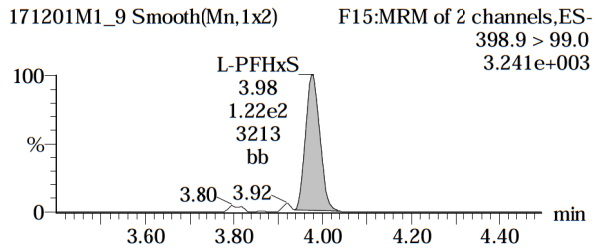

13C3-PFBS

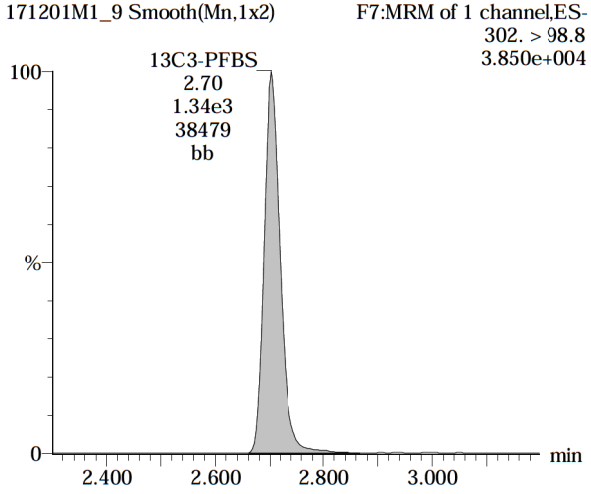

13C4-PFHpA

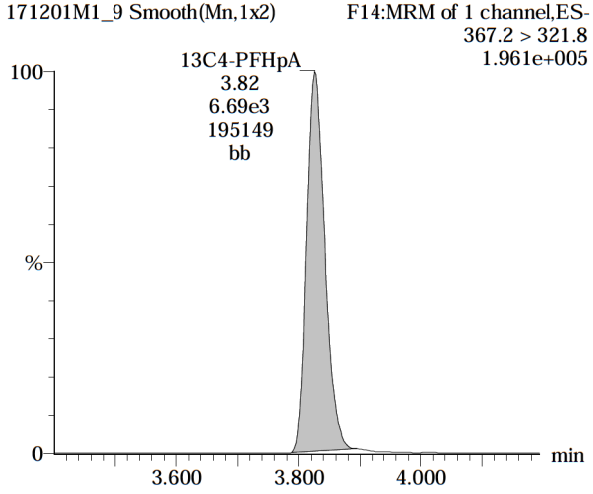

18O2-PFHxS

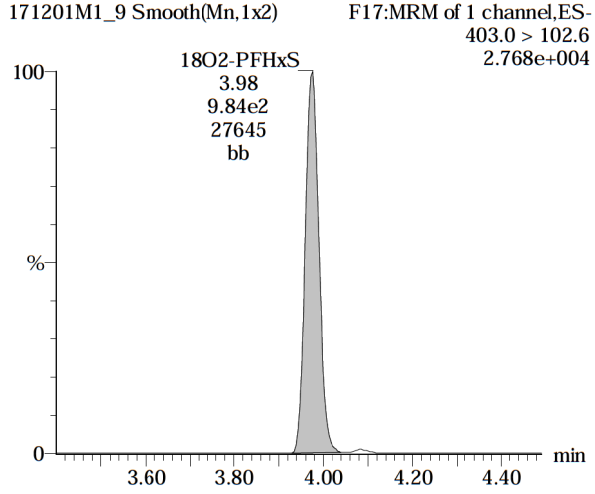

AC 12/01/17

Dataset: U:\Q4.PRO\results\171201M1\171201M1-9.qld

Last Altered: Friday, December 01, 2017 19:31:52 Pacific Standard Time
Printed: Friday, December 01, 2017 19:32:21 Pacific Standard Time

Name: 171201M1_9, Date: 01-Dec-2017, Time: 16:29:28, ID: 1701663-02 TRUAX-07-SB01-110717-0.5-1.0 1.17, Description: TRUAX-07-SB01-110717-0.5-1.0

Total PFOA

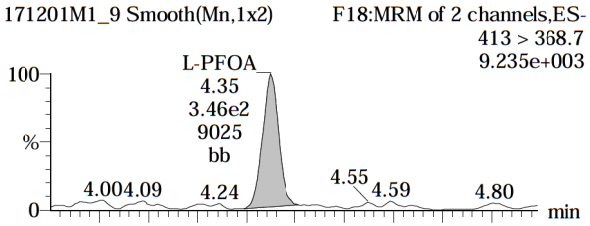

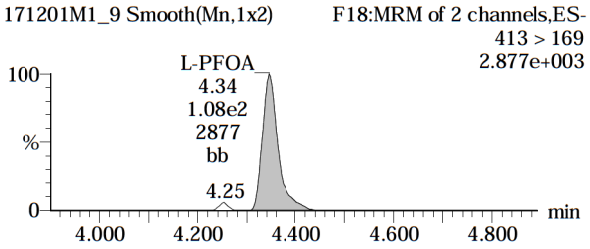

PFNA

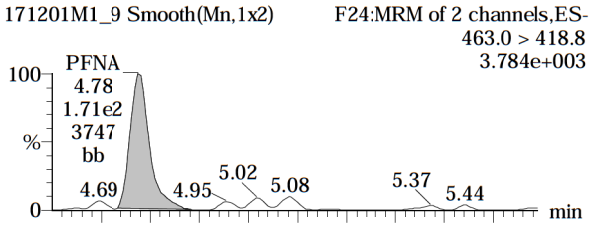

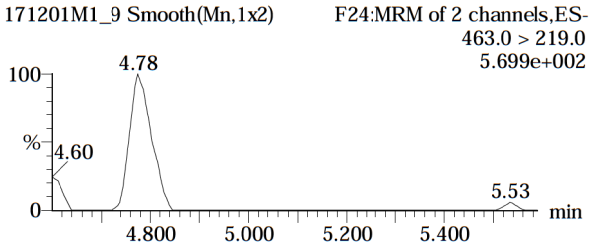

Total PFOS

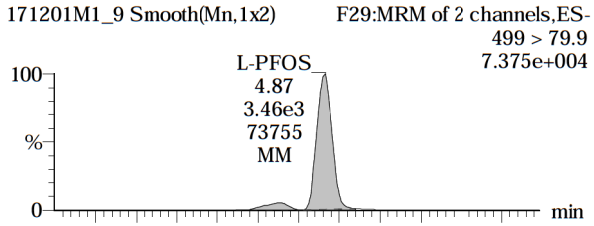

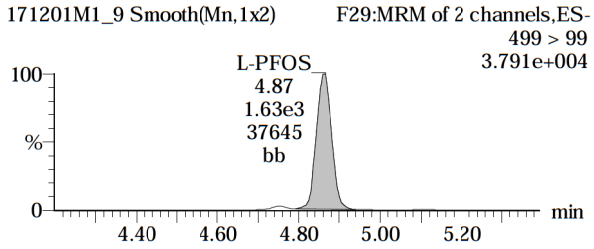

13C2-PFOA

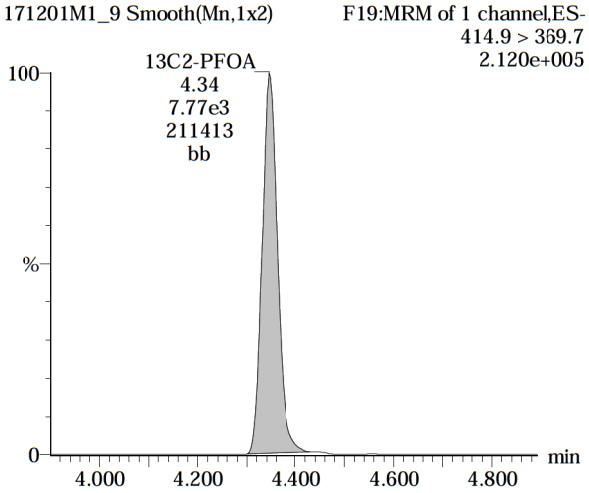

13C5-PFNA

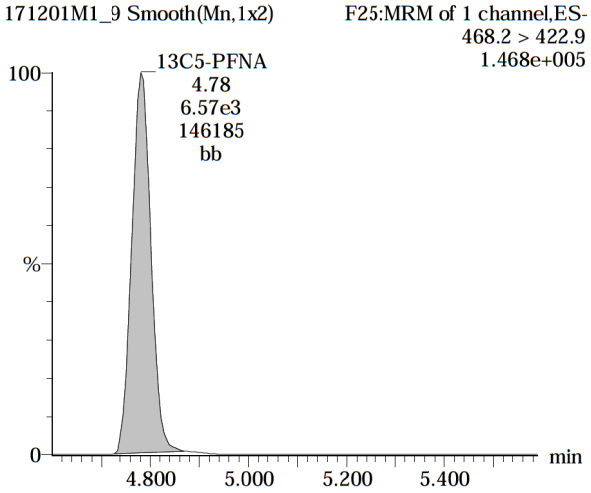

13C8-PFOS

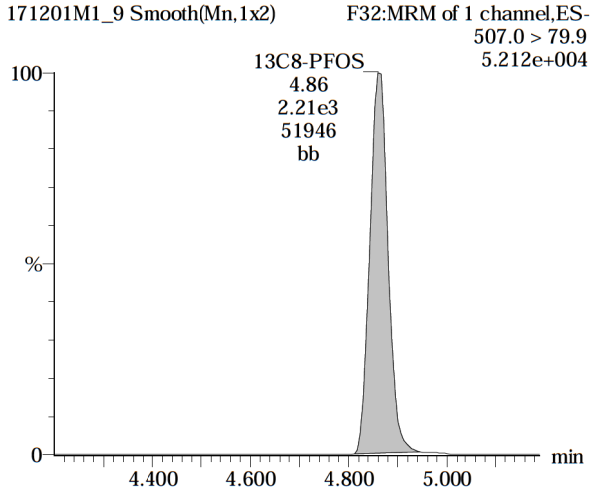

AC 12/01/17

Vista Analytical Laboratory

Rev'd: MM 12/1/17

Dataset: U:\Q4.PRO\results\171201M1\171201M1-9.qld

Last Altered: Friday, December 01, 2017 19:31:52 Pacific Standard Time
Printed: Friday, December 01, 2017 19:32:21 Pacific Standard Time

Name: 171201M1_9, Date: 01-Dec-2017, Time: 16:29:28, ID: 1701663-02 TRUAX-07-SB01-110717-0.5-1.0 1.17, Description: TRUAX-07-SB01-110717-0.5-1.0

TCDA

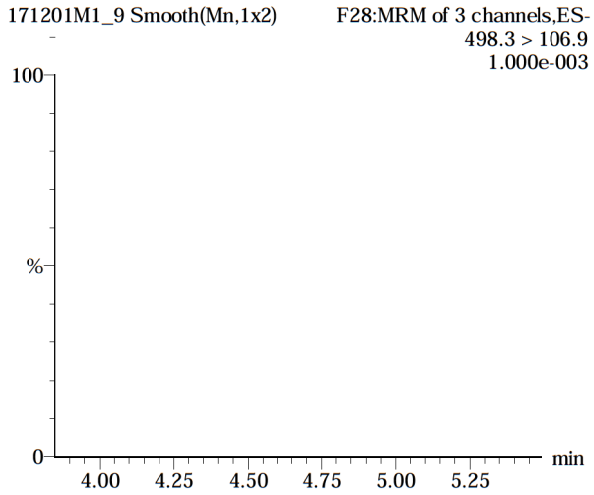

13C5-PFHxA

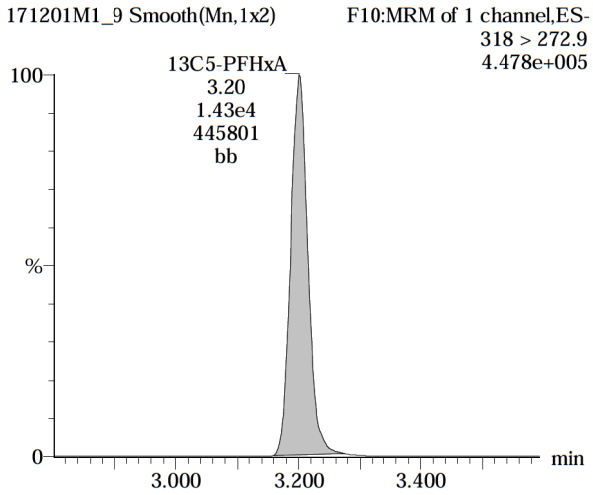

13C3-PFHxS

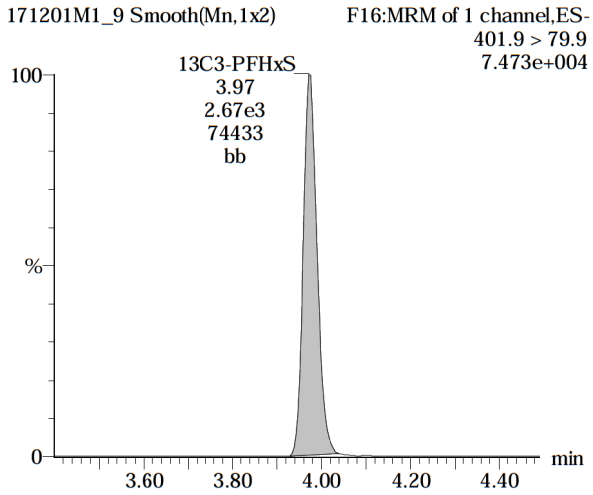

13C8-PFOS

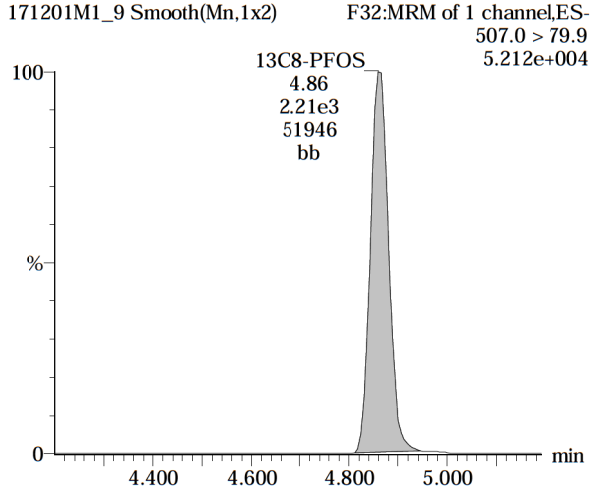

13C8-PFOA

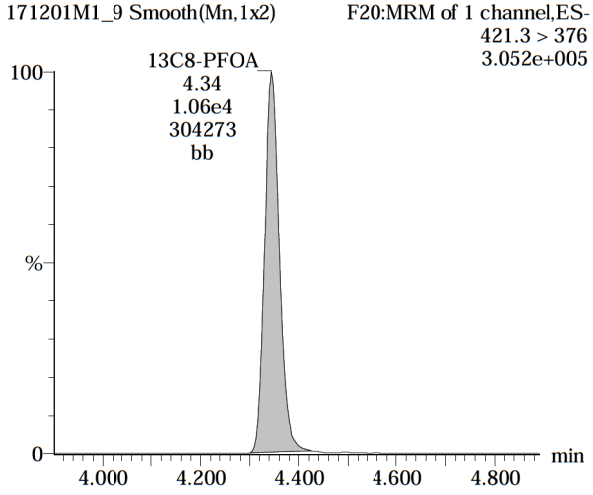

13C9-PFNA

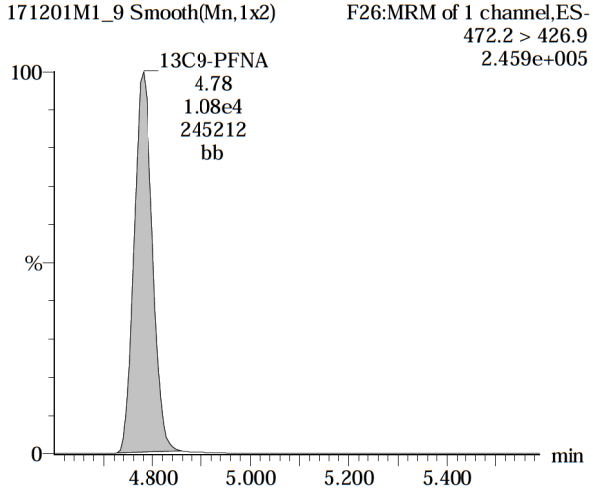

AC 12/01/17

Vista Analytical Laboratory

Rev'd: MM 12/1/17

Dataset: U:\Q4.PRO\results\171201M1\171201M1-9.qld

Last Altered: Friday, December 01, 2017 19:31:52 Pacific Standard Time
Printed: Friday, December 01, 2017 19:32:21 Pacific Standard Time

Name: 171201M1_9, Date: 01-Dec-2017, Time: 16:29:28, ID: 1701663-02 TRUAX-07-SB01-110717-0.5-1.0 1.17, Description: TRUAX-07-SB01-110717-0.5-1.0

13C4-PFOS

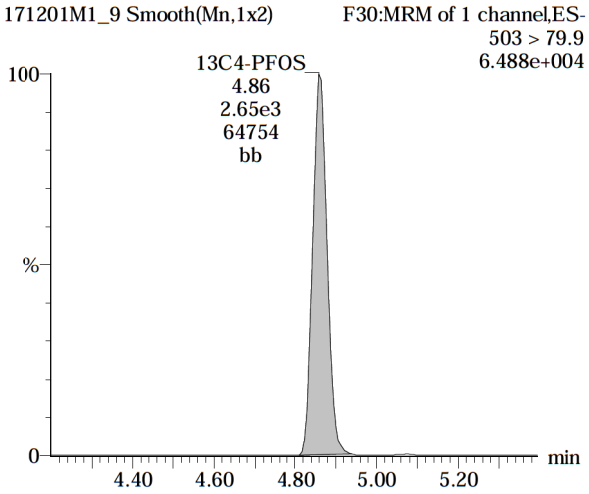

AC 12/01/17

Vista Analytical Laboratory

Rev'd: MM 12/1/17

Dataset: U:\Q4.PRO\results\171201M1\171201M1-10.qld

Last Altered: Friday, December 01, 2017 19:34:03 Pacific Standard Time
Printed: Friday, December 01, 2017 19:34:27 Pacific Standard Time

Method: U:\Q4.PRO\MethDB\PFAS_FULL_80C_113017.mdb 01 Dec 2017 12:18:40
Calibration: U:\Q4.PRO\CurveDB\C18_VAL-PFAS_Q4_11-30-17_FULL.cdb 01 Dec 2017 12:17:32

Name: 171201M1_10, Date: 01-Dec-2017, Time: 16:40:38, ID: 1701663-03 TRUAX-07-SB01-110717-4.5-5.0 1.1, Description: TRUAX-07-SB01-110717-4.5-5.0

	#	Name	Trace	Area	IS Area	Wt./Vol.	RRF	Pred.RT	RT	y Axis Resp.	Conc.	%Rec
1	3	PFBS	299.0 > 79.7	1.19e1	1.30e3	1.0010		2.90	2.70	0.114	0.0729	
2	5	PFHpA	363.0 > 318.9	9.50e1	7.70e3	1.0010		4.03	3.83	0.154	0.0829	
3	6	L-PFHxS	398.9 > 79.6	3.65e2	1.13e3	1.0010		4.19	3.98	4.06	1.88	
4	9	L-PFOA	413 > 368.7	2.50e2	6.76e3	1.0010		4.26	4.35	0.461	0.242	
5	12	PFNA	463.0 > 418.8	1.13e2	8.02e3	1.0010		5.00	4.78	0.176	0.105	
6	14	L-PFOS	499 > 79.9	3.95e3	2.23e3	1.0010		5.08	4.86	22.2	22.0	
7	33	13C3-PFBS	302. > 98.8	1.30e3	1.26e4	1.0010	0.092	2.90	2.70	1.29	14.1	112.8
8	34	13C2-PFHxA	315 > 269.8	3.49e3	1.26e4	1.0010	0.738	3.40	3.20	3.47	4.69	94.0
9	35	13C4-PFHpA	367.2 > 321.8	7.70e3	1.26e4	1.0010	0.564	4.03	3.82	7.64	13.5	108.3
10	36	18O2-PFHxS	403.0 > 102.6	1.13e3	2.94e3	1.0010	0.407	4.17	3.97	4.79	11.7	94.0
11	37	13C2-6:2 FTS	429.1 > 408.9	2.22e3	1.02e4	1.0010	0.265	4.49	4.29	2.71	10.2	81.9
12	38	13C2-PFOA	414.9 > 369.7	6.76e3	1.02e4	1.0010	1.026	4.54	4.34	8.25	8.03	64.3
13	39	13C5-PFNA	468.2 > 422.9	8.02e3	1.19e4	1.0010	0.942	4.97	4.78	8.43	8.94	71.6
14	40	13C8-PFOSA	506.1 > 77.7	2.78e2	2.61e3	1.0010	0.360	5.02	4.84	1.33	3.69	29.5
15	41	13C8-PFOS	507.0 > 79.9	2.23e3	2.24e3	1.0010	1.023	5.05	4.86	12.5	12.2	97.4
16	55	13C5-PFHxA	318 > 272.9	1.26e4	1.26e4	1.0010	1.000	3.40	3.20	12.5	12.5	100.0
17	56	13C3-PFHxS	401.9 > 79.9	2.94e3	2.94e3	1.0010	1.000	4.17	3.97	12.5	12.5	100.0
18	57	13C8-PFOA	421.3 > 376	1.02e4	1.02e4	1.0010	1.000	4.54	4.34	12.5	12.5	100.0
19	58	13C9-PFNA	472.2 > 426.9	1.19e4	1.19e4	1.0010	1.000	4.97	4.78	12.5	12.5	100.0
20	59	13C4-PFOS	503 > 79.9	2.24e3	2.24e3	1.0010	1.000	5.05	4.86	12.5	12.5	100.0
21	60	13C6-PFDA	519.1 > 473.7	3.23e3	3.23e3	1.0010	1.000	5.34	5.15	12.5	12.5	100.0
22	61	13C7-PFUdA	570.1 > 524.8	2.61e3	2.61e3	1.0010	1.000	5.66	5.47	12.5	12.5	100.0
23	62	Total PFHxS	398.9 > 79.6	3.65e2	1.13e3	1.0010		4.17		4.06	1.88	
24	63	Total PFOA	413 > 368.7	2.50e2	6.76e3	1.0010		4.26		0.461	0.242	
25	64	Total PFOS	499 > 79.9	3.95e3	2.23e3	1.0010		4.77		22.2	22.0	

AC 12/1/17

Vista Analytical Laboratory

Rev'd: MM 12/1/17

Dataset: U:\Q4.PRO\results\171201M1\171201M1-10.qld

Last Altered: Friday, December 01, 2017 19:34:03 Pacific Standard Time
Printed: Friday, December 01, 2017 19:34:27 Pacific Standard Time

Method: U:\Q4.PRO\MethDB\PFAS_FULL_80C_113017.mdb 01 Dec 2017 12:18:40
Calibration: U:\Q4.PRO\CurveDB\C18_VAL-PFAS_Q4_11-30-17_FULL.cdb 01 Dec 2017 12:17:32

Name: 171201M1_10, Date: 01-Dec-2017, Time: 16:40:38, ID: 1701663-03 TRUAX-07-SB01-110717-4.5-5.0 1.1, Description: TRUAX-07-SB01-110717-4.5-5.0

PFBS

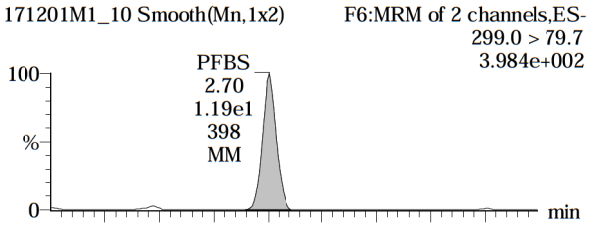

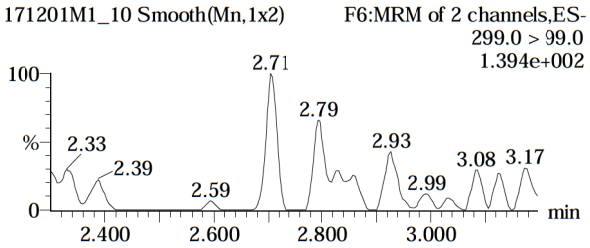

PFHpA

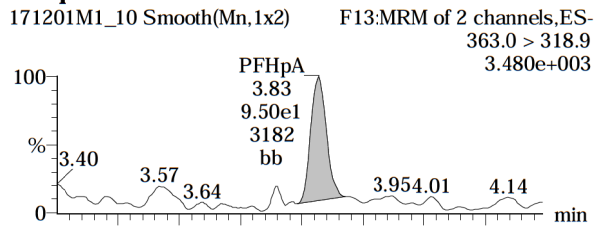

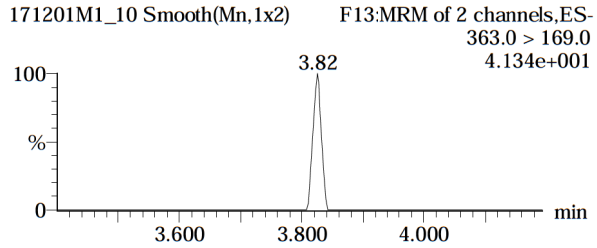

Total PFHxS

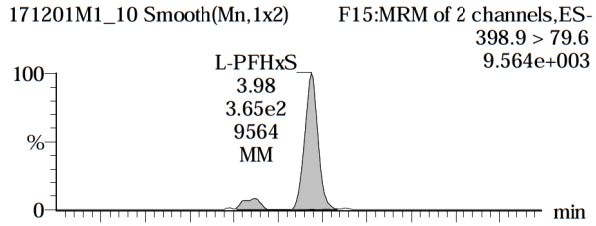

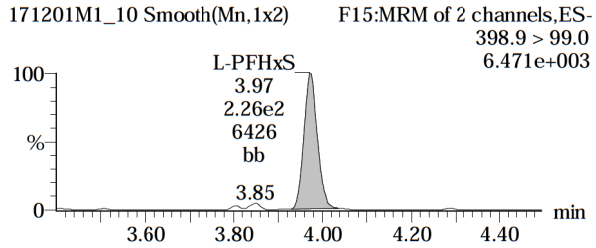

13C3-PFBS

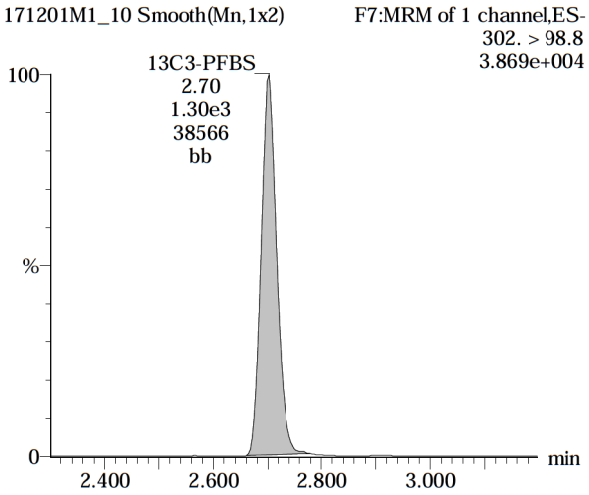

13C4-PFHpA

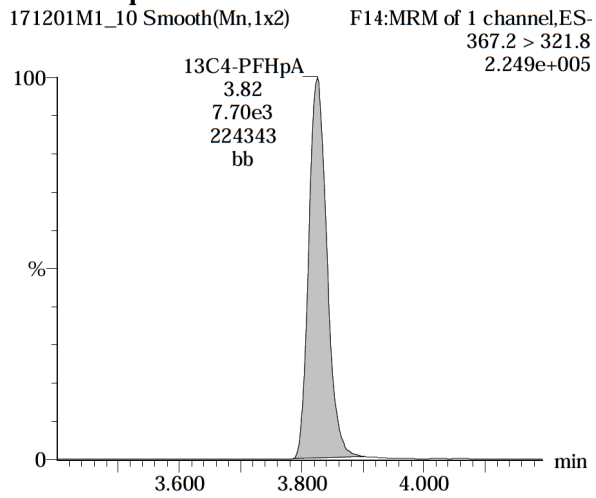

18O2-PFHxS

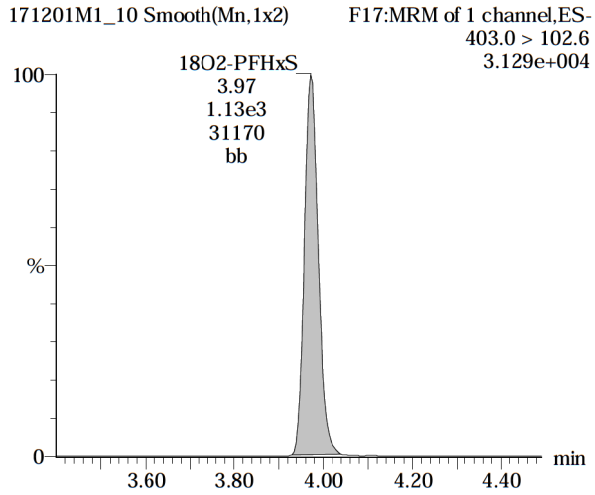

AC 12/1/17

Dataset: U:\Q4.PRO\results\171201M1\171201M1-10.qld

Last Altered: Friday, December 01, 2017 19:34:03 Pacific Standard Time
Printed: Friday, December 01, 2017 19:34:27 Pacific Standard Time

Name: 171201M1_10, Date: 01-Dec-2017, Time: 16:40:38, ID: 1701663-03 TRUAX-07-SB01-110717-4.5-5.0 1.1, Description: TRUAX-07-SB01-110717-4.5-5.0

Total PFOA

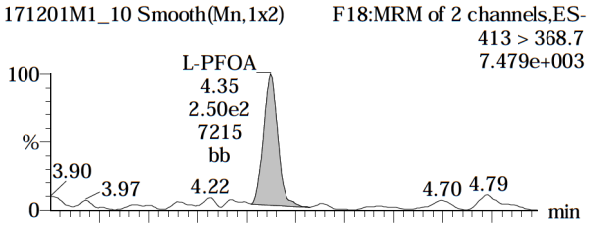

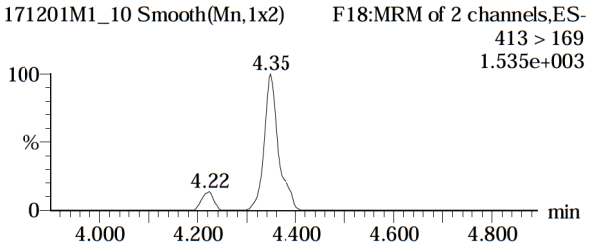

PFNA

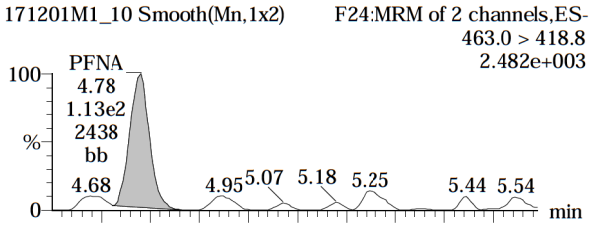

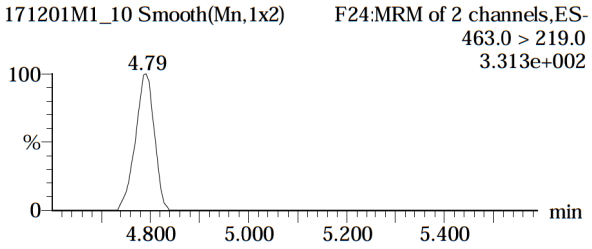

Total PFOS

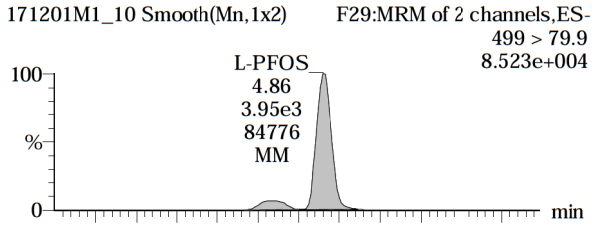

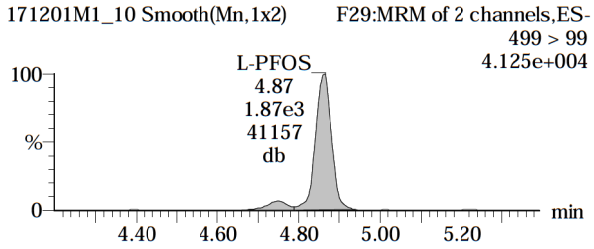

13C2-PFOA

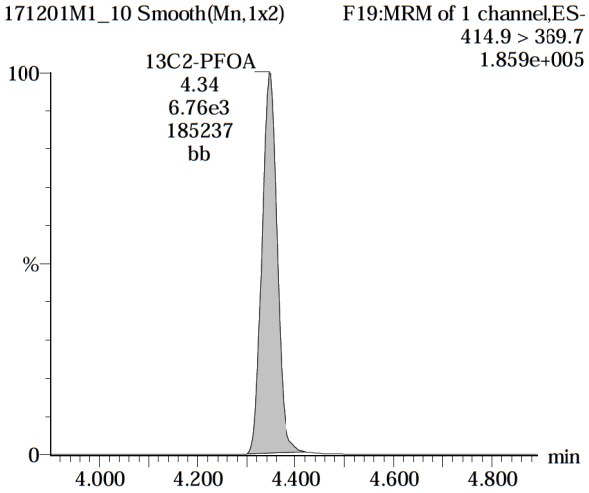

13C5-PFNA

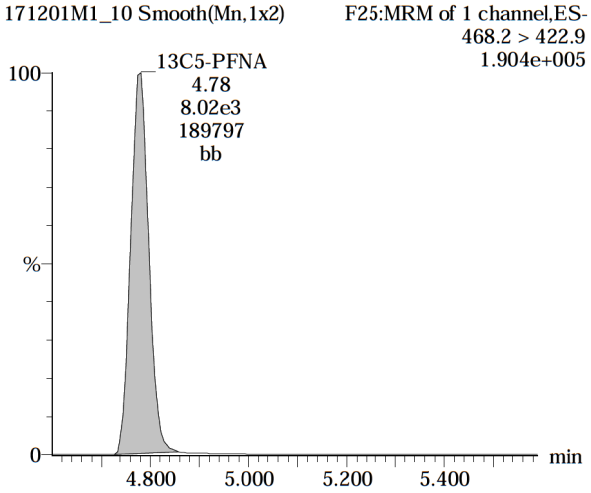

13C8-PFOS

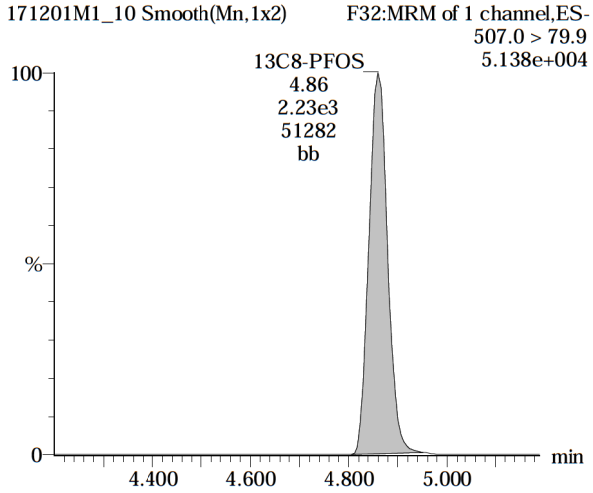

AC 12/1/17

Vista Analytical Laboratory

Rev'd: MM 12/1/17

Dataset: U:\Q4.PRO\results\171201M1\171201M1-10.qld

Last Altered: Friday, December 01, 2017 19:34:03 Pacific Standard Time
Printed: Friday, December 01, 2017 19:34:27 Pacific Standard Time

Name: 171201M1_10, Date: 01-Dec-2017, Time: 16:40:38, ID: 1701663-03 TRUAX-07-SB01-110717-4.5-5.0 1.1, Description: TRUAX-07-SB01-110717-4.5-5.0

TCDA

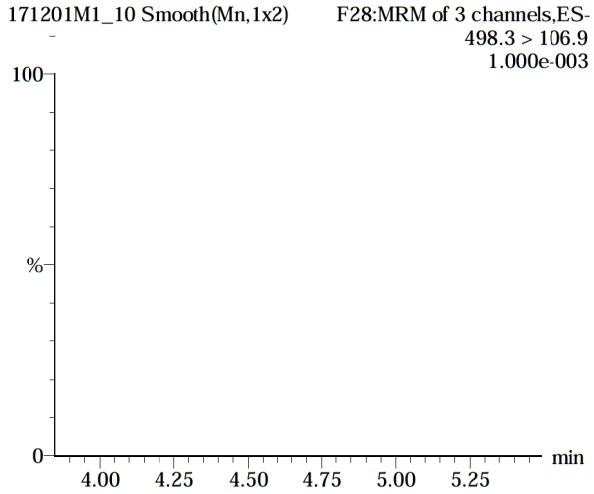

13C5-PFHxA

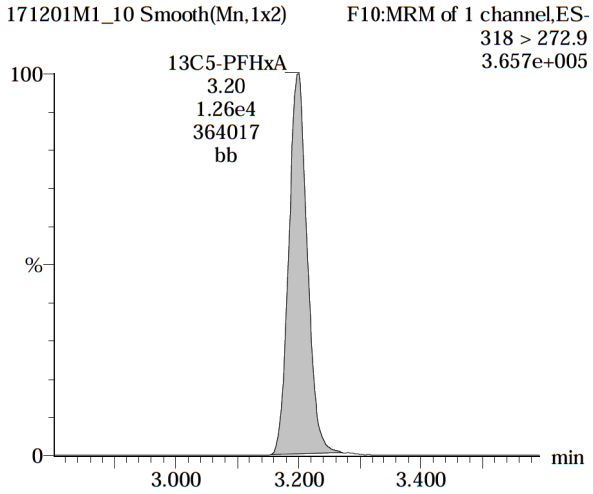

13C3-PFHxS

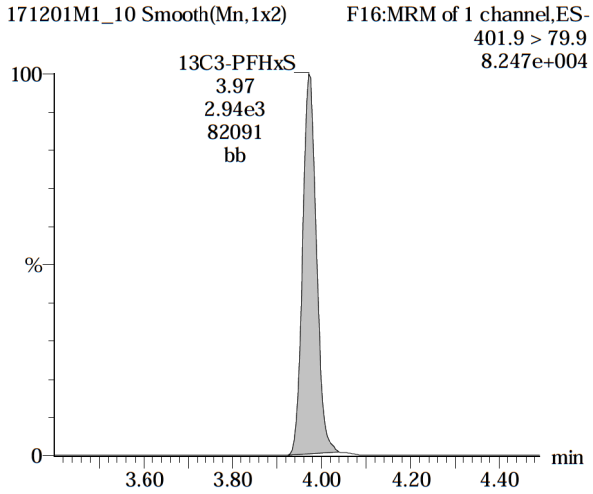

13C8-PFOS

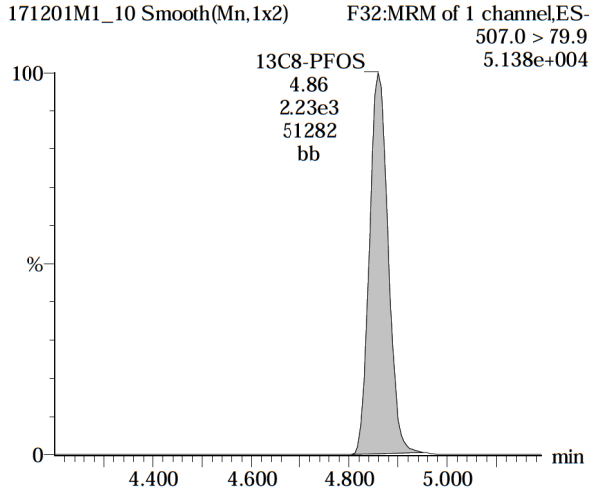

13C8-PFOA

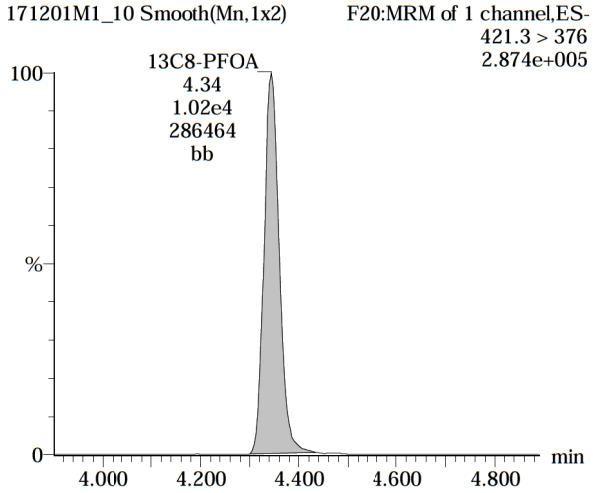

13C9-PFNA

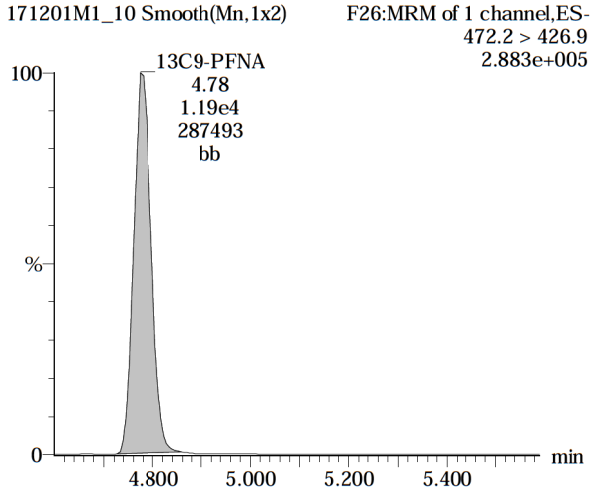

AC 12/1/17

Vista Analytical Laboratory

Rev'd: MM 12/1/17

Dataset: U:\Q4.PRO\results\171201M1\171201M1-10.qld

Last Altered: Friday, December 01, 2017 19:34:03 Pacific Standard Time
Printed: Friday, December 01, 2017 19:34:27 Pacific Standard Time

Name: 171201M1_10, Date: 01-Dec-2017, Time: 16:40:38, ID: 1701663-03 TRUAX-07-SB01-110717-4.5-5.0 1.1, Description: TRUAX-07-SB01-110717-4.5-5.0

13C4-PFOS

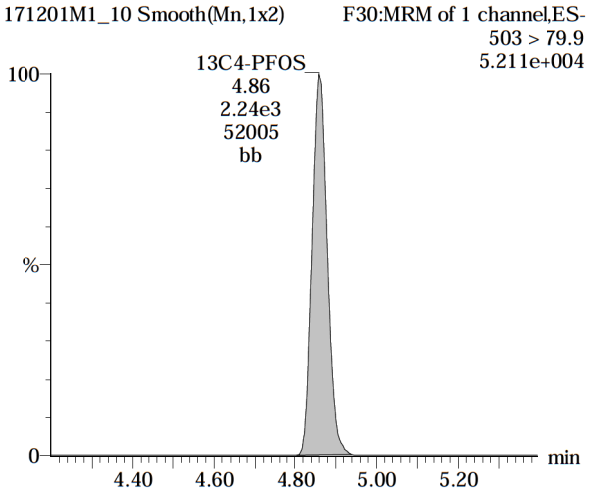

AC 12/1/17

Vista Analytical Laboratory

Rev'd: MM 12/1/17

Dataset: U:\Q4.PRO\results\171201M1\171201M1-11.qld

Last Altered: Friday, December 01, 2017 19:37:58 Pacific Standard Time
Printed: Friday, December 01, 2017 19:38:28 Pacific Standard Time

Method: U:\Q4.PRO\MethDB\PFAS_FULL_80C_113017.mdb 01 Dec 2017 12:18:40
Calibration: U:\Q4.PRO\CurveDB\C18_VAL-PFAS_Q4_11-30-17_FULL.cdb 01 Dec 2017 12:17:32

Name: 171201M1_11, Date: 01-Dec-2017, Time: 16:51:49, ID: 1701663-04 TRUAX-08-SB03-110717-0.5-1.0 1.23, Description: TRUAX-08-SB03-110717-0.5-1.0

	#	Name	Trace	Area	IS Area	Wt./Vol.	RRF	Pred.RT	RT	y Axis Resp.	Conc.	%Rec
1	3	PFBS	299.0 > 79.7		1.25e3	1.0330		2.90				
2	5	PFHpA	363.0 > 318.9	1.29e2	6.93e3	1.0330		4.03	3.83	0.233	0.133	
3	6	L-PFHxS	398.9 > 79.6	4.57e2	1.12e3	1.0330		4.19	3.98	5.11	2.28	
4	9	L-PFOA	413 > 368.7	3.85e2	8.15e3	1.0330		4.26	4.34	0.591	0.360	
5	12	PFNA	463.0 > 418.8	3.24e2	7.91e3	1.0330		5.00	4.78	0.512	0.355	
6	14	L-PFOS	499 > 79.9	5.58e3	2.41e3	1.0330		5.08	4.86	28.9	27.7	
7	33	13C3-PFBS	302. > 98.8	1.25e3	1.25e4	1.0330	0.092	2.90	2.70	1.24	13.1	108.6
8	34	13C2-PFHxA	315 > 269.8	3.36e3	1.25e4	1.0330	0.738	3.40	3.20	3.35	4.39	90.8
9	35	13C4-PFHpA	367.2 > 321.8	6.93e3	1.25e4	1.0330	0.564	4.03	3.82	6.91	11.9	98.0
10	36	18O2-PFHxS	403.0 > 102.6	1.12e3	2.63e3	1.0330	0.407	4.17	3.98	5.31	12.6	104.4
11	37	13C2-6:2 FTS	429.1 > 408.9	2.45e3	9.95e3	1.0330	0.265	4.49	4.29	3.08	11.3	93.0
12	38	13C2-PFOA	414.9 > 369.7	8.15e3	9.95e3	1.0330	1.026	4.54	4.35	10.2	9.66	79.8
13	39	13C5-PFNA	468.2 > 422.9	7.91e3	1.04e4	1.0330	0.942	4.97	4.78	9.49	9.76	80.6
14	40	13C8-PFOSA	506.1 > 77.7	5.89e2	4.35e3	1.0330	0.360	5.02	4.84	1.69	4.56	37.7
15	41	13C8-PFOS	507.0 > 79.9	2.41e3	3.01e3	1.0330	1.023	5.05	4.86	10.0	9.48	78.4
16	55	13C5-PFHxA	318 > 272.9	1.25e4	1.25e4	1.0330	1.000	3.40	3.20	12.5	12.1	100.0
17	56	13C3-PFHxS	401.9 > 79.9	2.63e3	2.63e3	1.0330	1.000	4.17	3.98	12.5	12.1	100.0
18	57	13C8-PFOA	421.3 > 376	9.95e3	9.95e3	1.0330	1.000	4.54	4.34	12.5	12.1	100.0
19	58	13C9-PFNA	472.2 > 426.9	1.04e4	1.04e4	1.0330	1.000	4.97	4.78	12.5	12.1	100.0
20	59	13C4-PFOS	503 > 79.9	3.01e3	3.01e3	1.0330	1.000	5.05	4.86	12.5	12.1	100.0
21	60	13C6-PFDA	519.1 > 473.7	5.32e3	5.32e3	1.0330	1.000	5.34	5.15	12.5	12.1	100.0
22	61	13C7-PFUdA	570.1 > 524.8	4.35e3	4.35e3	1.0330	1.000	5.66	5.47	12.5	12.1	100.0
23	62	Total PFHxS	398.9 > 79.6	4.57e2	1.12e3	1.0330		4.17		5.11	2.28	
24	63	Total PFOA	413 > 368.7	3.85e2	8.15e3	1.0330		4.26		0.591	0.360	
25	64	Total PFOS	499 > 79.9	5.58e3	2.41e3	1.0330		4.77		28.9	27.7	

AC 12/1/17

Vista Analytical Laboratory

Rev'd: MM 12/1/17

Dataset: U:\Q4.PRO\results\171201M1\171201M1-11.qld

Last Altered: Friday, December 01, 2017 19:37:58 Pacific Standard Time
Printed: Friday, December 01, 2017 19:38:28 Pacific Standard Time

Method: U:\Q4.PRO\MethDB\PFAS_FULL_80C_113017.mdb 01 Dec 2017 12:18:40
Calibration: U:\Q4.PRO\CurveDB\C18_VAL-PFAS_Q4_11-30-17_FULL.cdb 01 Dec 2017 12:17:32

Name: 171201M1_11, Date: 01-Dec-2017, Time: 16:51:49, ID: 1701663-04 TRUAX-08-SB03-110717-0.5-1.0 1.23, Description: TRUAX-08-SB03-110717-0.5-1.0

PFBS

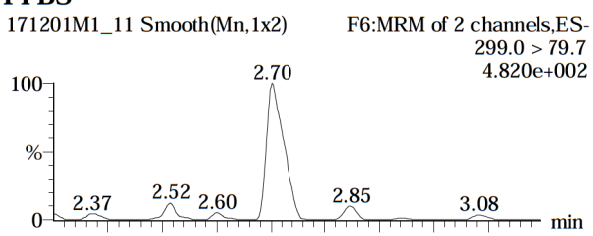

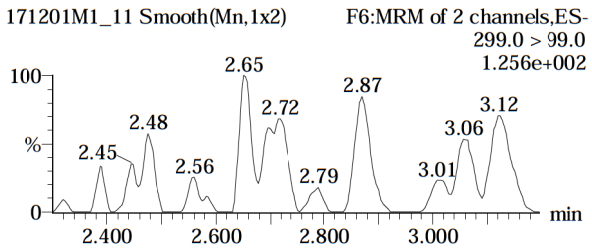

PFHpA

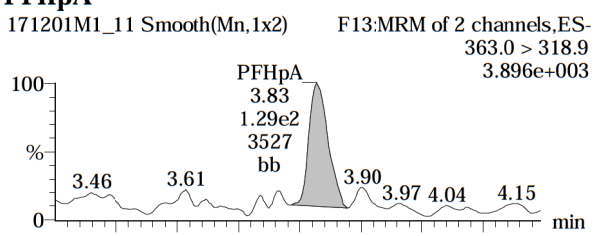

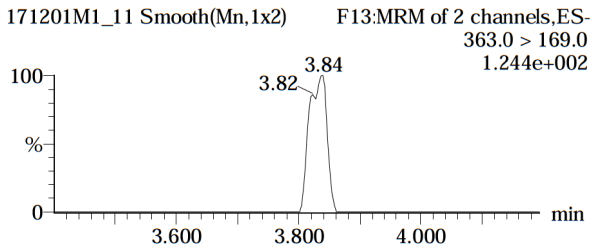

Total PFHxS

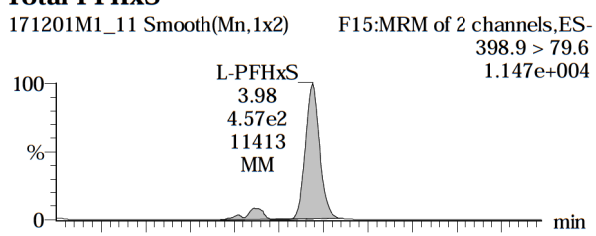

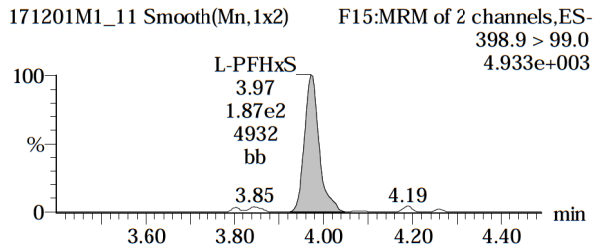

13C3-PFBS

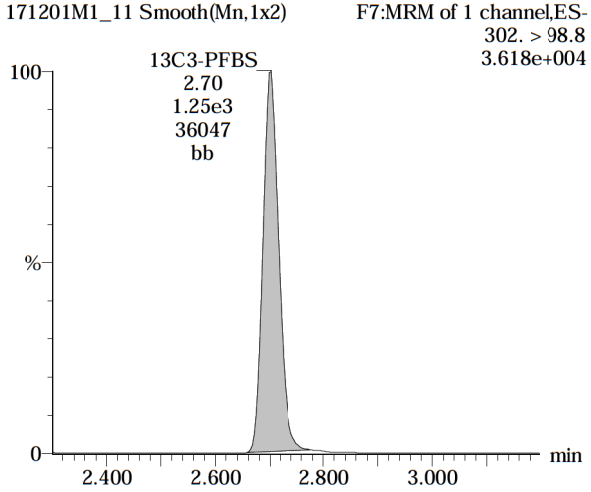

13C4-PFHpA

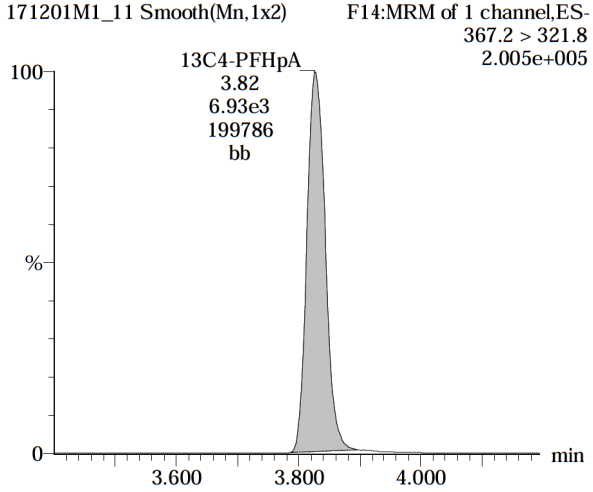

18O2-PFHxS

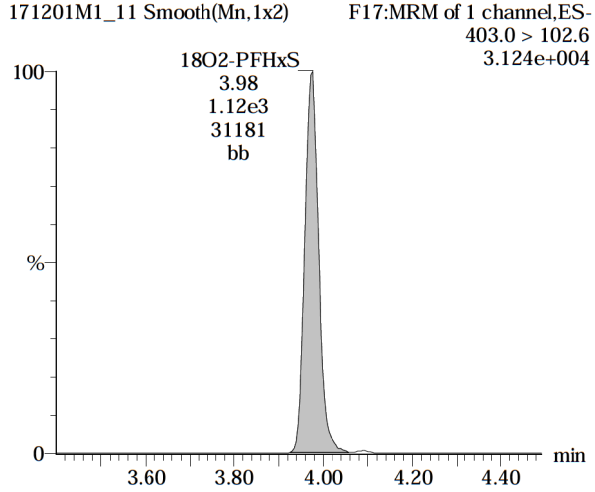

AC 12/1/17

Dataset: U:\Q4.PRO\results\171201M1\171201M1-11.qld

Last Altered: Friday, December 01, 2017 19:37:58 Pacific Standard Time
Printed: Friday, December 01, 2017 19:38:28 Pacific Standard Time

Name: 171201M1_11, Date: 01-Dec-2017, Time: 16:51:49, ID: 1701663-04 TRUAX-08-SB03-110717-0.5-1.0 1.23, Description: TRUAX-08-SB03-110717-0.5-1.0

Total PFOA

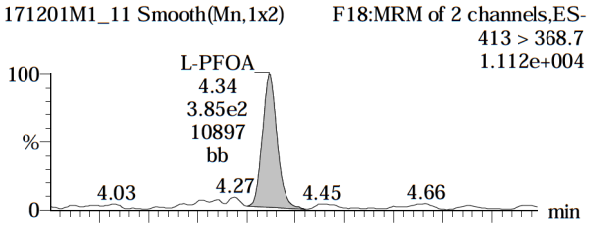

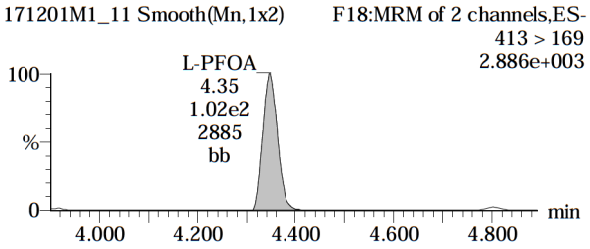

PFNA

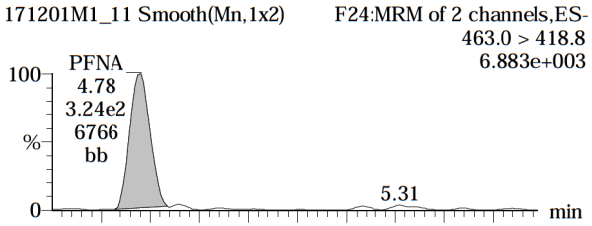

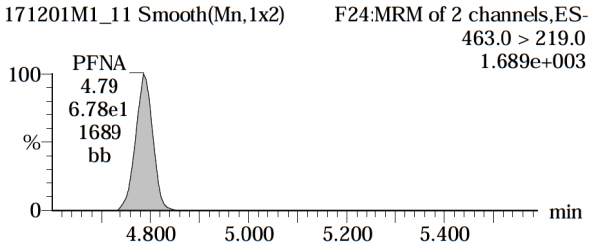

Total PFOS

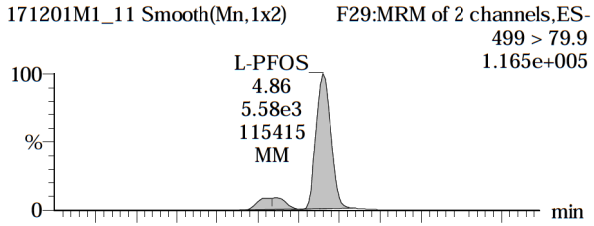

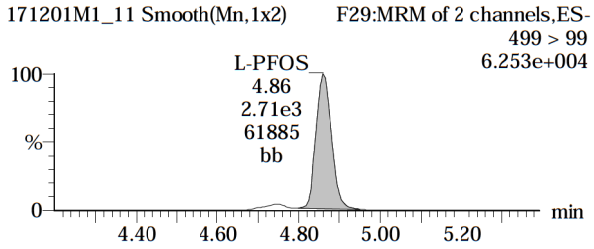

13C2-PFOA

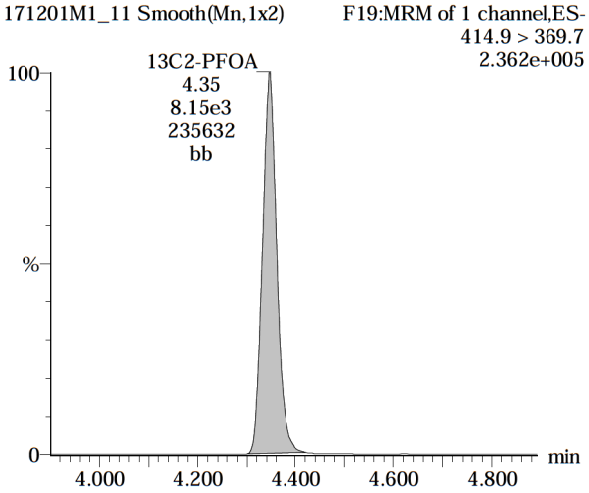

13C5-PFNA

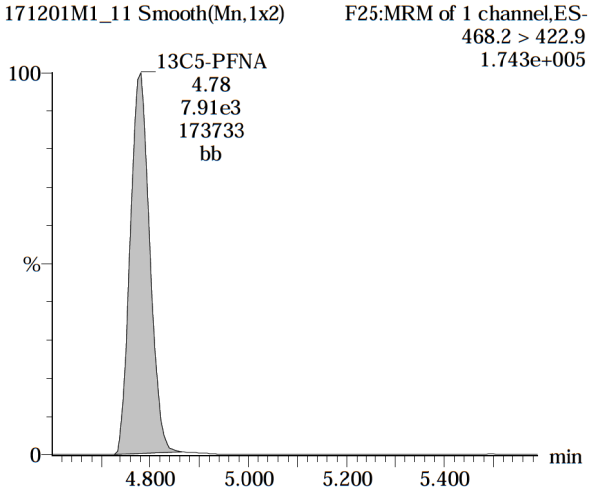

13C8-PFOS

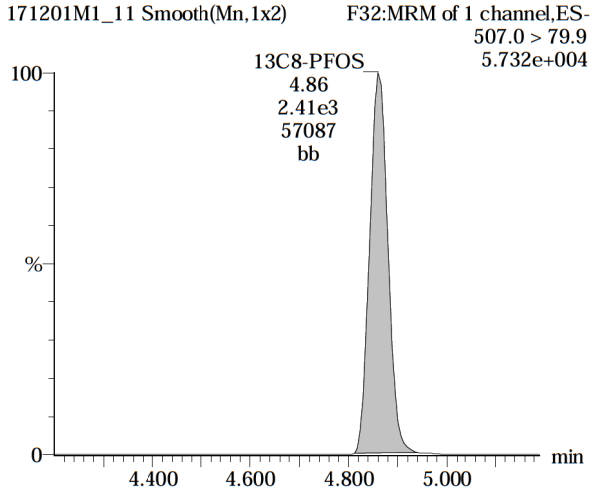

AC 12/1/17

Vista Analytical Laboratory

Rev'd: MM 12/1/17

Dataset: U:\Q4.PRO\results\171201M1\171201M1-11.qld

Last Altered: Friday, December 01, 2017 19:37:58 Pacific Standard Time
Printed: Friday, December 01, 2017 19:38:28 Pacific Standard Time

Name: 171201M1_11, Date: 01-Dec-2017, Time: 16:51:49, ID: 1701663-04 TRUAX-08-SB03-110717-0.5-1.0 1.23, Description: TRUAX-08-SB03-110717-0.5-1.0

TCDA

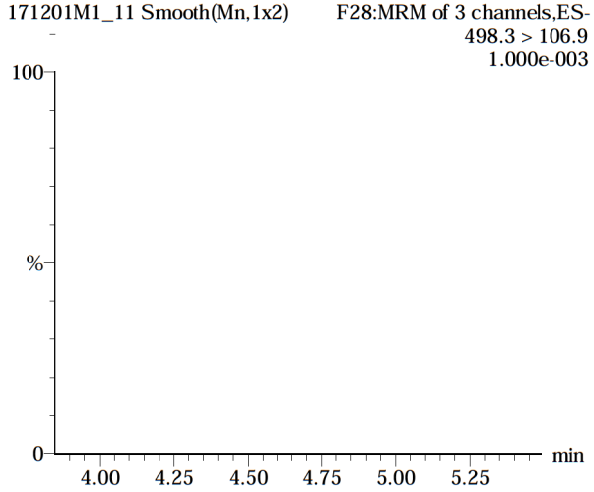

13C5-PFHxA

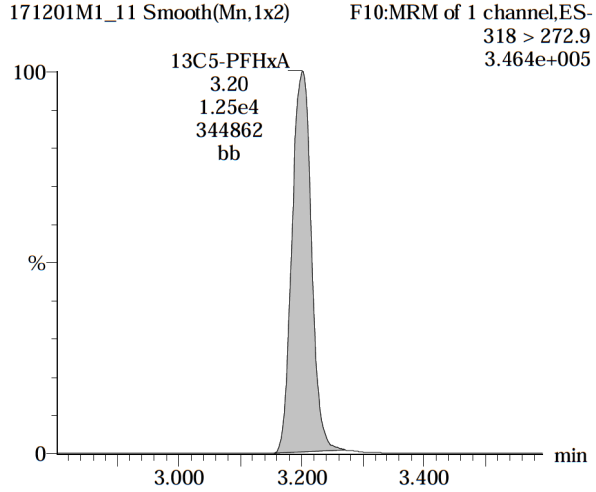

13C3-PFHxS

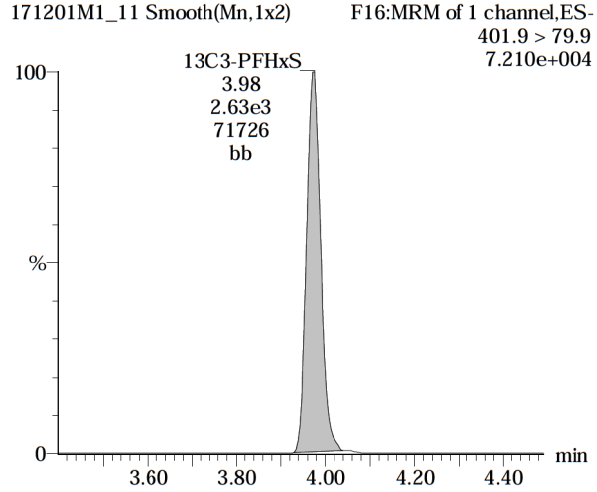

13C8-PFOS

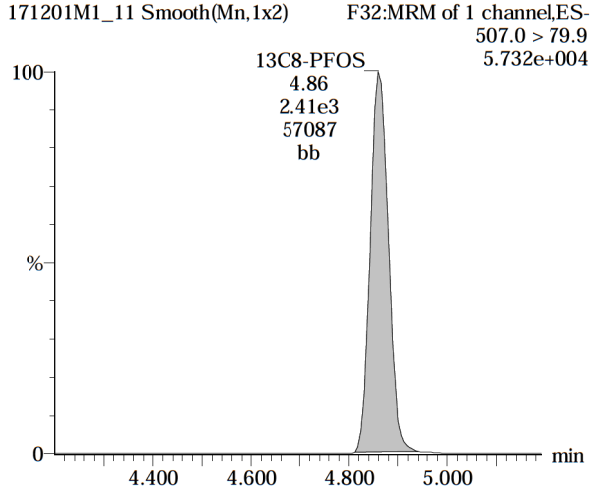

13C8-PFOA

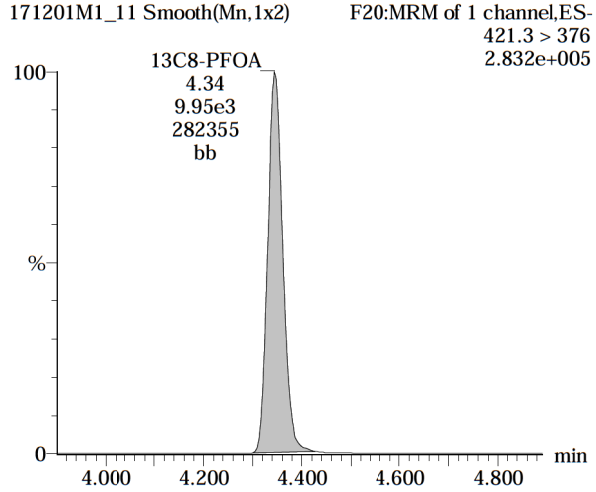

13C9-PFNA

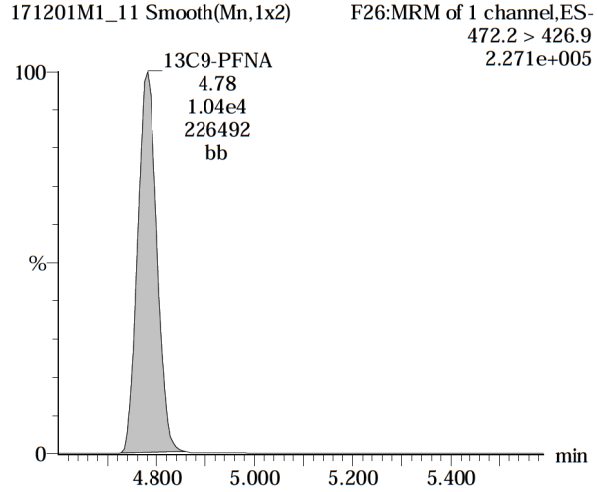

AC 12/1/17

Vista Analytical Laboratory

Rev'd: MM 12/1/17

Dataset: U:\Q4.PRO\results\171201M1\171201M1-11.qld

Last Altered: Friday, December 01, 2017 19:37:58 Pacific Standard Time
Printed: Friday, December 01, 2017 19:38:28 Pacific Standard Time

Name: 171201M1_11, Date: 01-Dec-2017, Time: 16:51:49, ID: 1701663-04 TRUAX-08-SB03-110717-0.5-1.0 1.23, Description: TRUAX-08-SB03-110717-0.5-1.0

13C4-PFOS

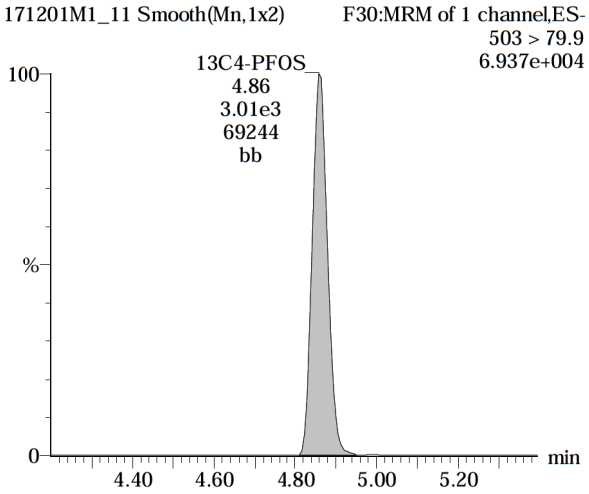

AC 12/1/17

Vista Analytical Laboratory

Rev'd: MM 12/1/17

Dataset: U:\Q4.PRO\results\171201M1\171201M1-12.qld

Last Altered: Friday, December 01, 2017 19:47:17 Pacific Standard Time
Printed: Friday, December 01, 2017 19:47:47 Pacific Standard Time

Method: U:\Q4.PRO\MethDB\PFAS_FULL_80C_113017.mdb 01 Dec 2017 12:18:40
Calibration: U:\Q4.PRO\CurveDB\C18_VAL-PFAS_Q4_11-30-17_FULL.cdb 01 Dec 2017 12:17:32

Name: 171201M1_12, Date: 01-Dec-2017, Time: 17:03:00, ID: 1701663-05 TRUAX-08-SB03-110717-4.5-5.0 1.31, Description: TRUAX-08-SB03-110717-4.5-5.0

	#	Name	Trace	Area	IS Area	Wt./Vol.	RRF	Pred.RT	RT	y Axis Resp.	Conc.	%Rec
1	3	PFBS	299.0 > 79.7		1.09e3	1.0431		2.90				
2	5	PFHpA	363.0 > 318.9		6.31e3	1.0431		4.03				
3	6	L-PFHxS	398.9 > 79.6	1.23e2	8.57e2	1.0431		4.19	3.98	1.79	0.814	
4	9	L-PFOA	413 > 368.7	1.94e2	7.02e3	1.0431		4.26	4.35	0.345	0.120	
5	12	PFNA	463.0 > 418.8		7.04e3	1.0431		5.00				
6	14	L-PFOS	499 > 79.9	1.92e2	2.21e3	1.0431		5.08	4.86	1.09	1.08	
7	33	13C3-PFBS	302. > 98.8	1.09e3	1.45e4	1.0431	0.092	2.90	2.70	0.941	9.84	82.1
8	34	13C2-PFHxA	315 > 269.8	3.33e3	1.45e4	1.0431	0.738	3.40	3.20	2.87	3.73	77.7
9	35	13C4-PFHpA	367.2 > 321.8	6.31e3	1.45e4	1.0431	0.564	4.03	3.83	5.44	9.24	77.1
10	36	18O2-PFHxS	403.0 > 102.6	8.57e2	2.87e3	1.0431	0.407	4.17	3.97	3.73	8.78	73.2
11	37	13C2-6:2 FTS	429.1 > 408.9	1.80e3	1.06e4	1.0431	0.265	4.49	4.29	2.11	7.66	64.0
12	38	13C2-PFOA	414.9 > 369.7	7.02e3	1.06e4	1.0431	1.026	4.54	4.35	8.25	7.70	64.3
13	39	13C5-PFNA	468.2 > 422.9	7.04e3	9.61e3	1.0431	0.942	4.97	4.78	9.16	9.32	77.8
14	40	13C8-PFOSA	506.1 > 77.7	4.92e2	3.52e3	1.0431	0.360	5.02	4.84	1.75	4.66	38.9
15	41	13C8-PFOS	507.0 > 79.9	2.21e3	2.14e3	1.0431	1.023	5.05	4.86	12.9	12.0	100.6
16	55	13C5-PFHxA	318 > 272.9	1.45e4	1.45e4	1.0431	1.000	3.40	3.20	12.5	12.0	100.0
17	56	13C3-PFHxS	401.9 > 79.9	2.87e3	2.87e3	1.0431	1.000	4.17	3.97	12.5	12.0	100.0
18	57	13C8-PFOA	421.3 > 376	1.06e4	1.06e4	1.0431	1.000	4.54	4.34	12.5	12.0	100.0
19	58	13C9-PFNA	472.2 > 426.9	9.61e3	9.61e3	1.0431	1.000	4.97	4.78	12.5	12.0	100.0
20	59	13C4-PFOS	503 > 79.9	2.14e3	2.14e3	1.0431	1.000	5.05	4.87	12.5	12.0	100.0
21	60	13C6-PFDA	519.1 > 473.7	3.79e3	3.79e3	1.0431	1.000	5.34	5.16	12.5	12.0	100.0
22	61	13C7-PFUdA	570.1 > 524.8	3.52e3	3.52e3	1.0431	1.000	5.66	5.47	12.5	12.0	100.0
23	62	Total PFHxS	398.9 > 79.6	1.23e2	8.57e2	1.0431		4.17		1.79	0.814	
24	63	Total PFOA	413 > 368.7	1.94e2	7.02e3	1.0431		4.26		0.345	0.120	
25	64	Total PFOS	499 > 79.9	1.92e2	2.21e3	1.0431		4.77		1.09	1.08	

AC 12/1/17

Vista Analytical Laboratory

Rev'd: MM 12/1/17

Dataset: U:\Q4.PRO\results\171201M1\171201M1-12.qld

Last Altered: Friday, December 01, 2017 19:47:17 Pacific Standard Time
Printed: Friday, December 01, 2017 19:47:47 Pacific Standard Time

Method: U:\Q4.PRO\MethDB\PFAS_FULL_80C_113017.mdb 01 Dec 2017 12:18:40
Calibration: U:\Q4.PRO\CurveDB\C18_VAL-PFAS_Q4_11-30-17_FULL.cdb 01 Dec 2017 12:17:32

Name: 171201M1_12, Date: 01-Dec-2017, Time: 17:03:00, ID: 1701663-05 TRUAX-08-SB03-110717-4.5-5.0 1.31, Description: TRUAX-08-SB03-110717-4.5-5.0

PFBS

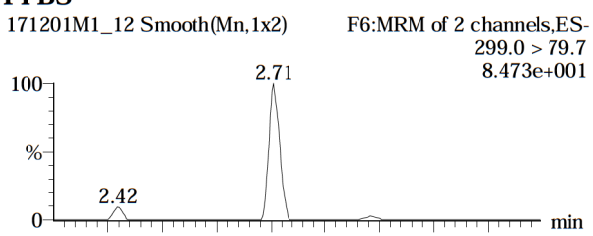

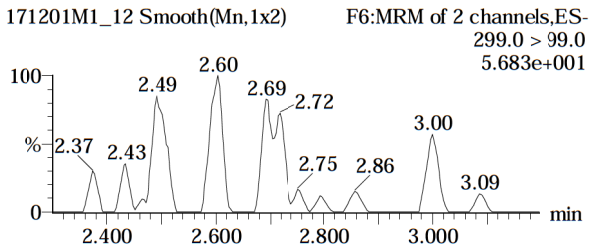

PFHpA

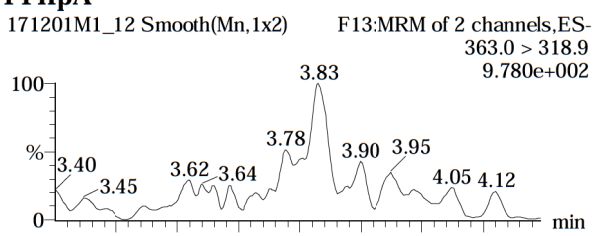

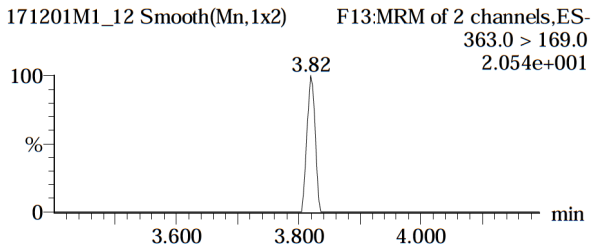

Total PFHxS

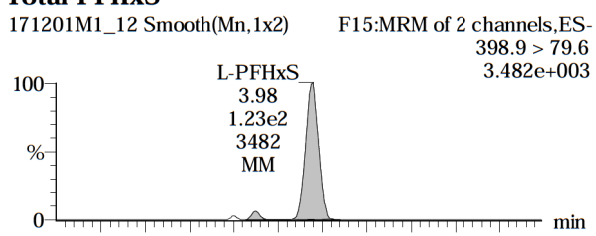

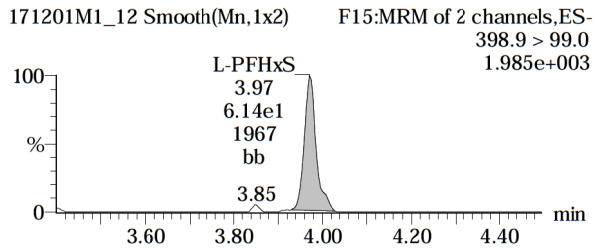

13C3-PFBS

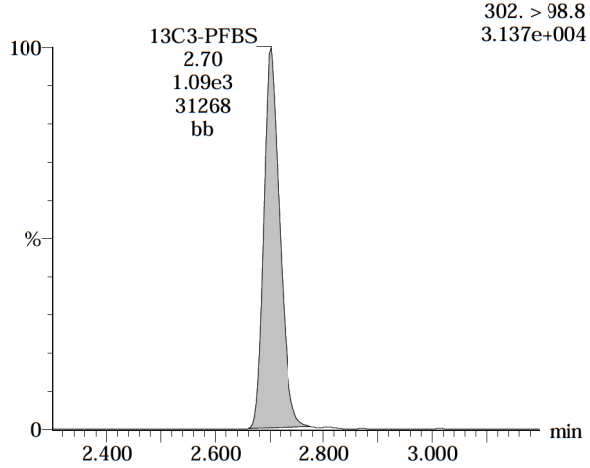

13C4-PFHpA

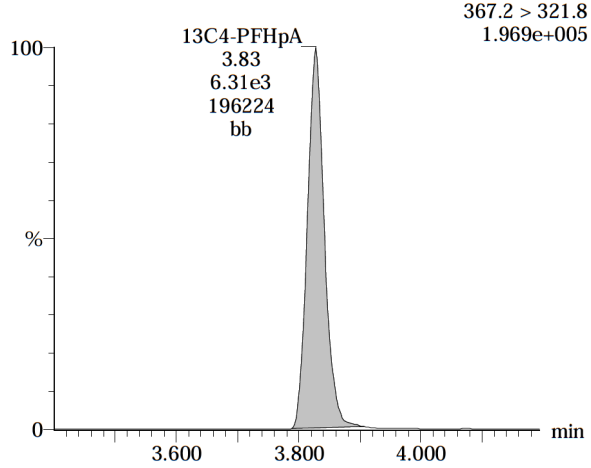

18O2-PFHxS

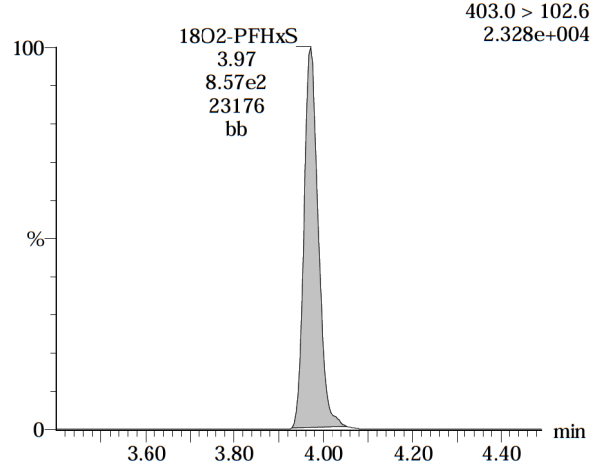

AC 12/1/17

Dataset: U:\Q4.PRO\results\171201M1\171201M1-12.qld

Last Altered: Friday, December 01, 2017 19:47:17 Pacific Standard Time
Printed: Friday, December 01, 2017 19:47:47 Pacific Standard Time

Name: 171201M1_12, Date: 01-Dec-2017, Time: 17:03:00, ID: 1701663-05 TRUAX-08-SB03-110717-4.5-5.0 1.31, Description: TRUAX-08-SB03-110717-4.5-5.0

Total PFOA

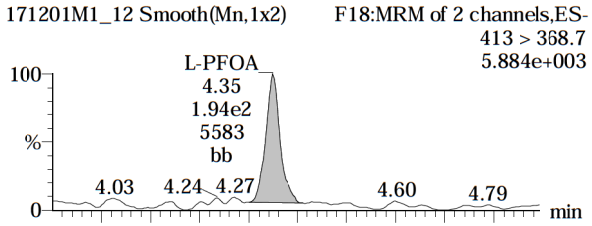

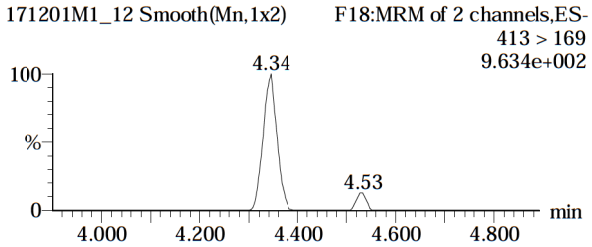

PFNA

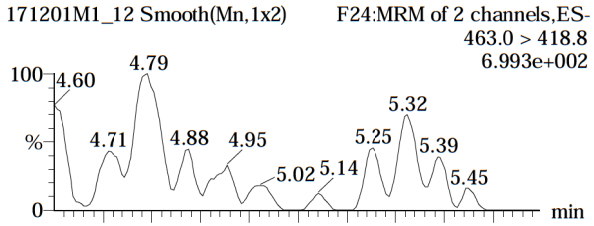

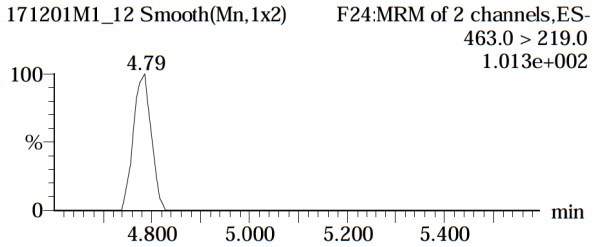

Total PFOS

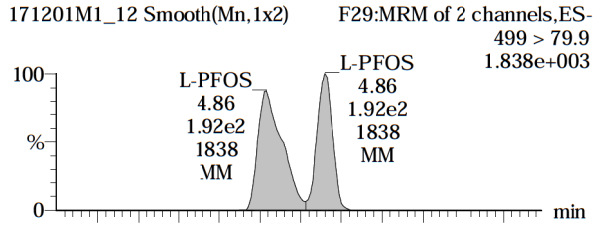

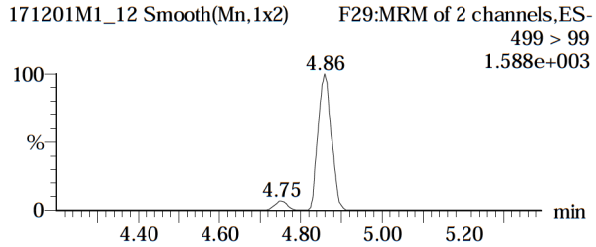

13C2-PFOA

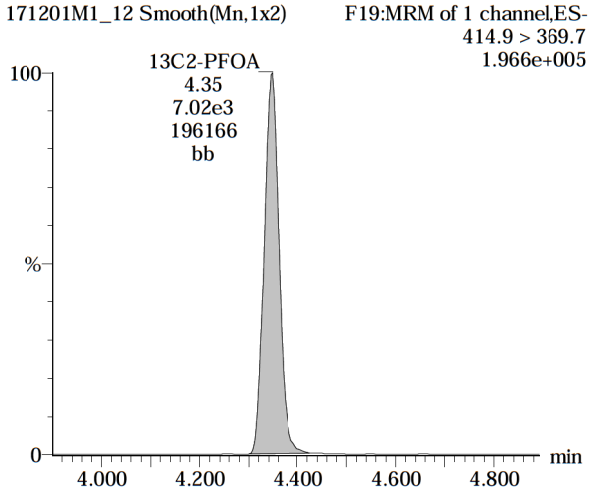

13C5-PFNA

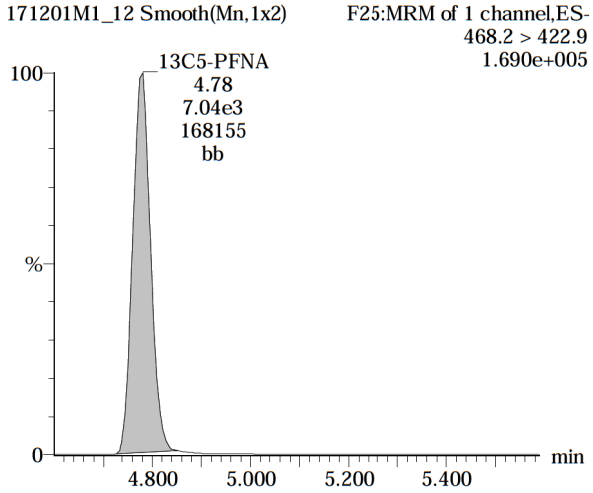

13C8-PFOS

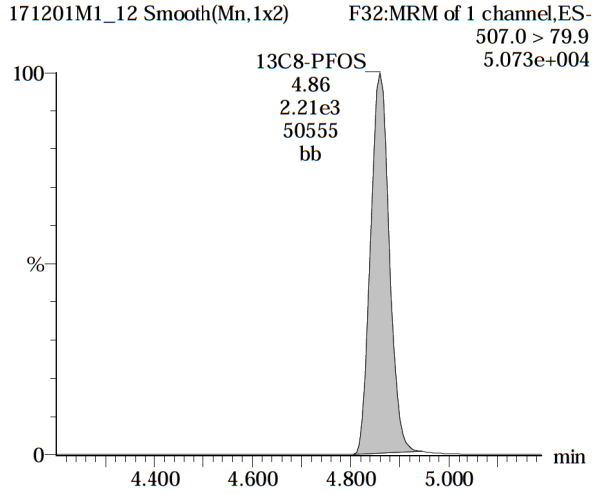

AC 12/1/17

Vista Analytical Laboratory

Rev'd: MM 12/1/17

Dataset: U:\Q4.PRO\results\171201M1\171201M1-12.qld

Last Altered: Friday, December 01, 2017 19:47:17 Pacific Standard Time
Printed: Friday, December 01, 2017 19:47:47 Pacific Standard Time

Name: 171201M1_12, Date: 01-Dec-2017, Time: 17:03:00, ID: 1701663-05 TRUAX-08-SB03-110717-4.5-5.0 1.31, Description: TRUAX-08-SB03-110717-4.5-5.0

TCDA

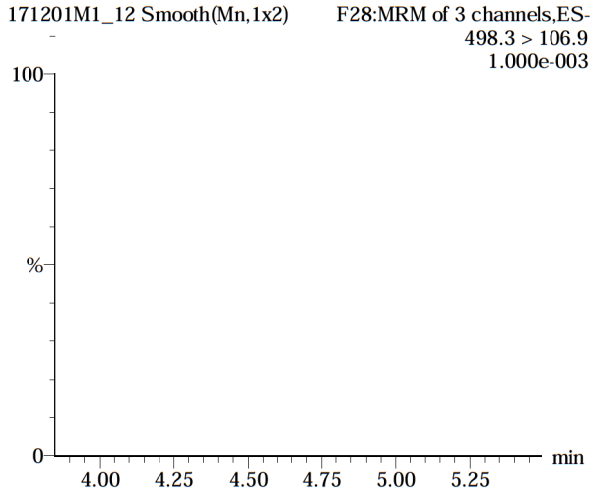

13C5-PFHxA

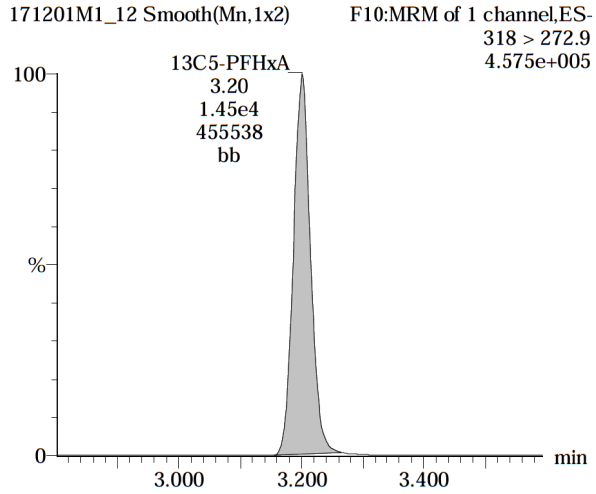

13C3-PFHxS

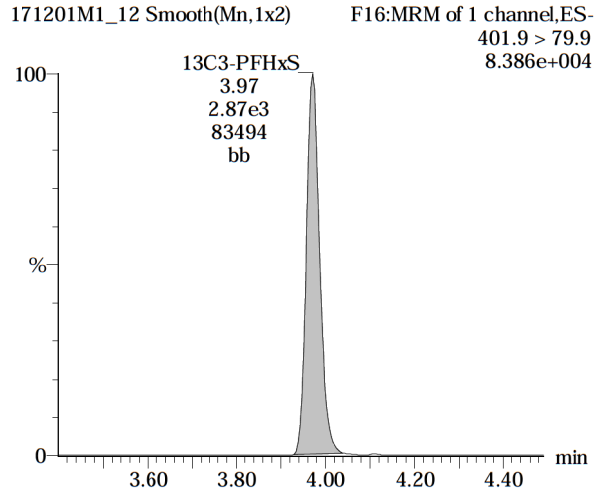

13C8-PFOS

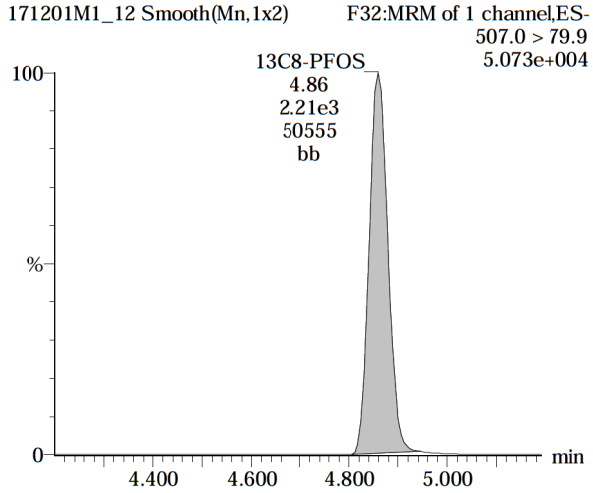

13C8-PFOA

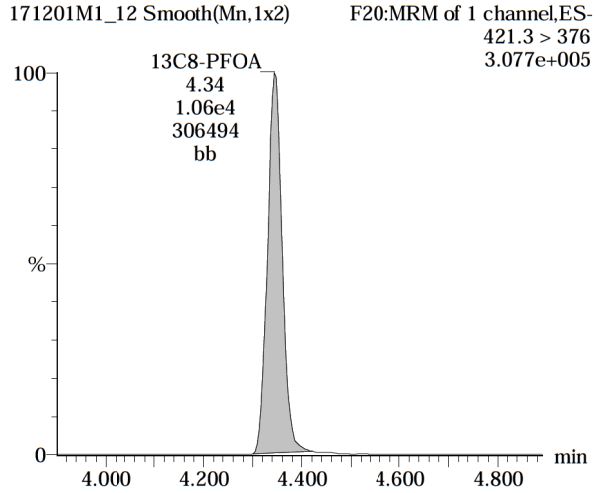

13C9-PFNA

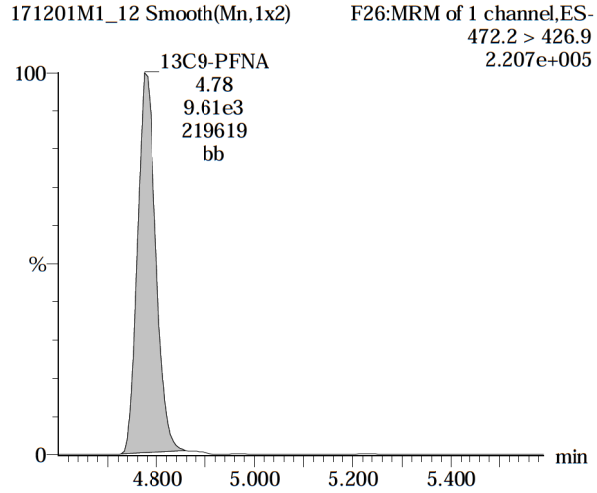

AC 12/1/17

Dataset: U:\Q4.PRO\results\171201M1\171201M1-12.qld

Last Altered: Friday, December 01, 2017 19:47:17 Pacific Standard Time
Printed: Friday, December 01, 2017 19:47:47 Pacific Standard Time

Name: 171201M1_12, Date: 01-Dec-2017, Time: 17:03:00, ID: 1701663-05 TRUAX-08-SB03-110717-4.5-5.0 1.31, Description: TRUAX-08-SB03-110717-4.5-5.0

13C4-PFOS

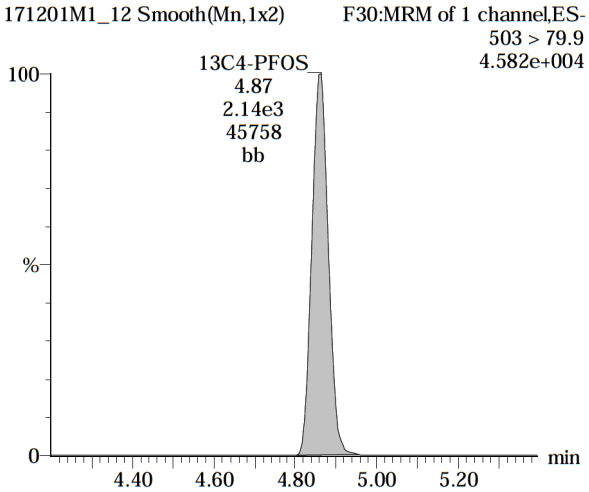

AC 12/1/17

Vista Analytical Laboratory

Rev'd: MM 12/1/17

Dataset: U:\Q4.PRO\results\171130M1\171130M1-60.qld

Last Altered: Friday, December 01, 2017 20:54:48 Pacific Standard Time
Printed: Friday, December 01, 2017 20:55:16 Pacific Standard Time

Method: U:\Q4.PRO\MethDB\PFAS_FULL_80C_112917.mdb 29 Nov 2017 15:16:56
Calibration: U:\Q4.PRO\CurveDB\C18_VAL-PFAS_Q4_11-29-17_FULL.cdb 29 Nov 2017 15:34:31

Name: 171130M1_60, Date: 30-Nov-2017, Time: 20:09:02, ID: 1701663-06 TRUAX-08-SB02-110717-0.5-1.0 1.14, Description: TRUAX-08-SB02-110717-0.5-1.0

	#	Name	Trace	Area	IS Area	Wt./Vol.	RRF	Pred.RT	RT	y Axis Resp.	Conc.	%Rec
1	3	PFBS	299.0 > 79.7	5.01e1	1.33e3	1.0347		2.90	2.73	0.470	0.187	
2	5	PFHpA	363.0 > 318.9	2.09e2	6.71e3	1.0347		4.03	3.85	0.390	0.201	
3	6	L-PFHxS	398.9 > 79.6	4.86e2	7.75e2	1.0347		4.19	4.00	7.85	3.71	
4	9	L-PFOA	413 > 368.7	4.09e2	8.42e3	1.0347		4.26	4.37	0.607	0.321	
5	12	PFNA	463.0 > 418.8	2.27e2	6.31e3	1.0347		5.00	4.80	0.450	0.334	
6	14	L-PFOS	499 > 79.9	3.55e3	2.18e3	1.0347		5.08	4.89	20.4	19.9	
7	33	13C3-PFBS	302. > 98.8	1.33e3	1.36e4	1.0347	0.094	2.90	2.72	1.22	12.6	104.0
8	34	13C2-PFHxA	315 > 269.8	3.68e3	1.36e4	1.0347	0.738	3.40	3.22	3.37	4.42	91.5
9	35	13C4-PFHpA	367.2 > 321.8	6.71e3	1.36e4	1.0347	0.580	4.03	3.85	6.15	10.2	84.8
10	36	18O2-PFHxS	403.0 > 102.6	7.75e2	2.60e3	1.0347	0.438	4.17	4.00	3.72	8.20	67.9
11	37	13C2-6:2 FTS	429.1 > 408.9	1.90e3	1.04e4	1.0347	0.279	4.49	4.32	2.27	7.89	65.3
12	38	13C2-PFOA	414.9 > 369.7	8.42e3	1.04e4	1.0347	0.912	4.54	4.37	10.1	10.7	88.4
13	39	13C5-PFNA	468.2 > 422.9	6.31e3	1.01e4	1.0347	0.944	4.97	4.80	7.79	7.98	66.0
14	40	13C8-PFOSA	506.1 > 77.7	4.49e2	3.95e3	1.0347	0.444	5.02	4.86	1.42	3.09	25.5
15	41	13C8-PFOS	507.0 > 79.9	2.18e3	2.44e3	1.0347	1.038	5.05	4.89	11.2	10.4	86.1
16	55	13C5-PFHxA	318 > 272.9	1.36e4	1.36e4	1.0347	1.000	3.40	3.22	12.5	12.1	100.0
17	56	13C3-PFHxS	401.9 > 79.9	2.60e3	2.60e3	1.0347	1.000	4.17	4.00	12.5	12.1	100.0
18	57	13C8-PFOA	421.3 > 376	1.04e4	1.04e4	1.0347	1.000	4.54	4.37	12.5	12.1	100.0
19	58	13C9-PFNA	472.2 > 426.9	1.01e4	1.01e4	1.0347	1.000	4.97	4.81	12.5	12.1	100.0
20	59	13C4-PFOS	503 > 79.9	2.44e3	2.44e3	1.0347	1.000	5.05	4.89	12.5	12.1	100.0
21	60	13C6-PFDA	519.1 > 473.7	5.67e3	5.67e3	1.0347	1.000	5.34	5.18	12.5	12.1	100.0
22	61	13C7-PFUdA	570.1 > 524.8	3.95e3	3.95e3	1.0347	1.000	5.66	5.50	12.5	12.1	100.0
23	62	Total PFHxS	398.9 > 79.6	4.86e2	7.75e2	1.0347		4.17		7.85	3.71	
24	63	Total PFOA	413 > 368.7	4.09e2	8.42e3	1.0347		4.26		0.607	0.321	
25	64	Total PFOS	499 > 79.9	3.55e3	2.18e3	1.0347		4.77		20.4	19.9	

AC 12/1/17

Vista Analytical Laboratory

Rev'd: MM 12/1/17

Dataset: U:\Q4.PRO\results\171130M1\171130M1-60.qld

Last Altered: Friday, December 01, 2017 20:54:48 Pacific Standard Time
Printed: Friday, December 01, 2017 20:55:16 Pacific Standard Time

Method: U:\Q4.PRO\MethDB\PFAS_FULL_80C_112917.mdb 29 Nov 2017 15:16:56
Calibration: U:\Q4.PRO\CurveDB\C18_VAL-PFAS_Q4_11-29-17_FULL.cdb 29 Nov 2017 15:34:31

Name: 171130M1_60, Date: 30-Nov-2017, Time: 20:09:02, ID: 1701663-06 TRUAX-08-SB02-110717-0.5-1.0 1.14, Description: TRUAX-08-SB02-110717-0.5-1.0

PFBS

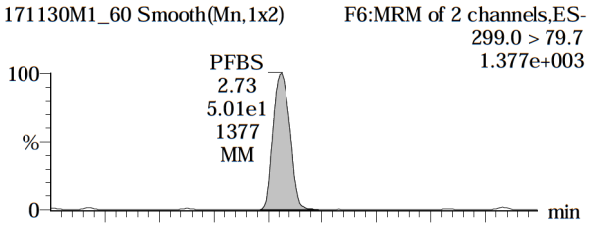

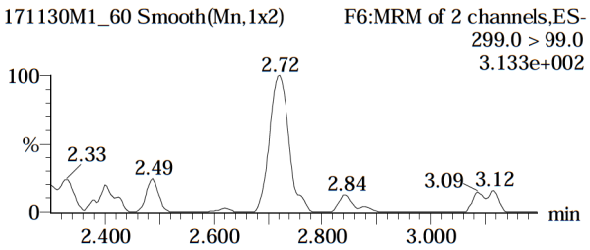

PFHpA

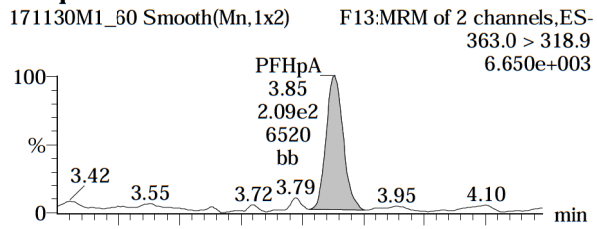

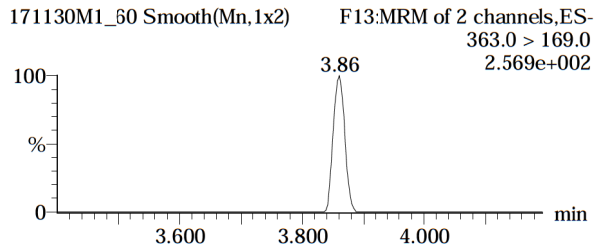

Total PFHxS

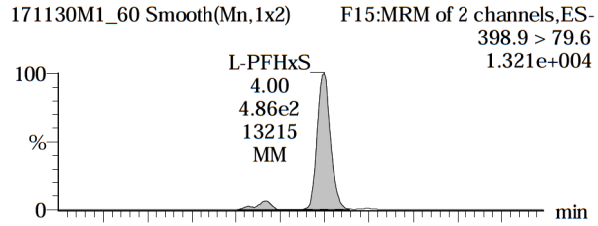

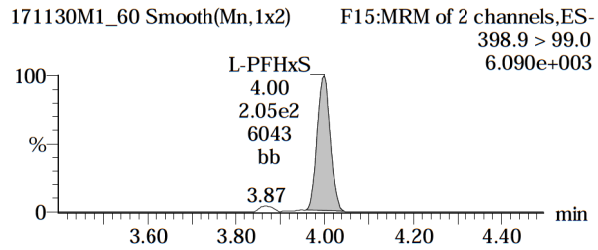

13C3-PFBS

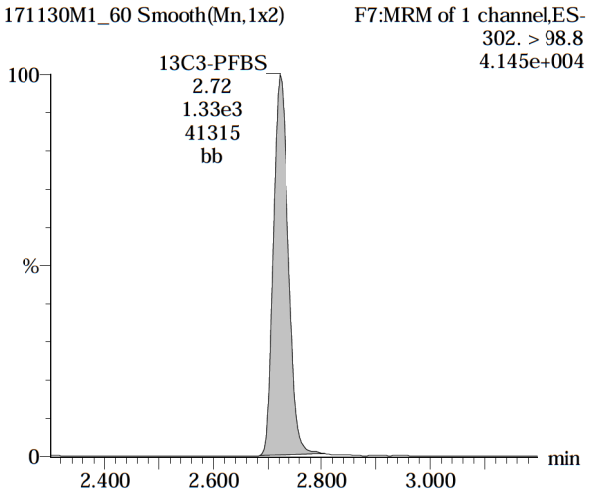

13C4-PFHpA

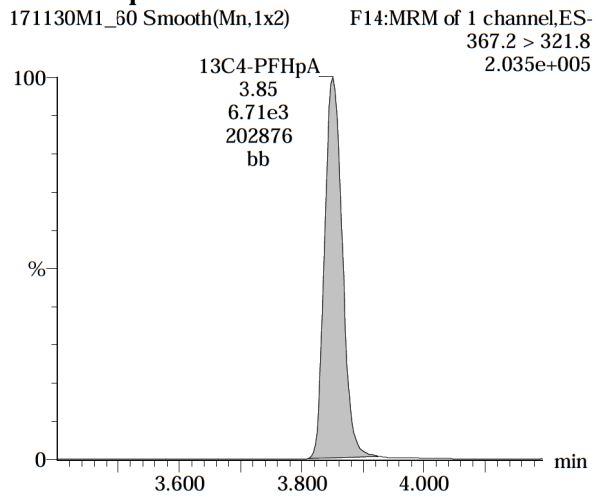

18O2-PFHxS

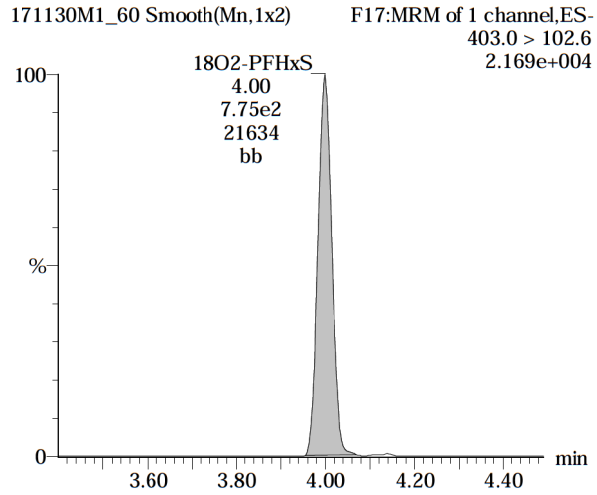

AC 12/1/17

Dataset: U:\Q4.PRO\results\171130M1\171130M1-60.qld

Last Altered: Friday, December 01, 2017 20:54:48 Pacific Standard Time
Printed: Friday, December 01, 2017 20:55:16 Pacific Standard Time

Name: 171130M1_60, Date: 30-Nov-2017, Time: 20:09:02, ID: 1701663-06 TRUAX-08-SB02-110717-0.5-1.0 1.14, Description: TRUAX-08-SB02-110717-0.5-1.0

Total PFOA

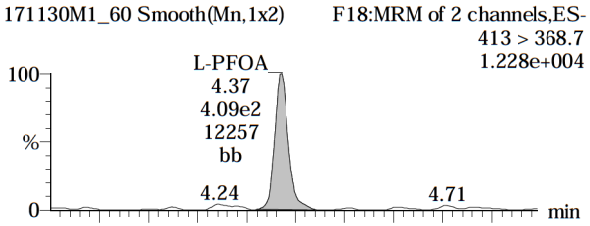

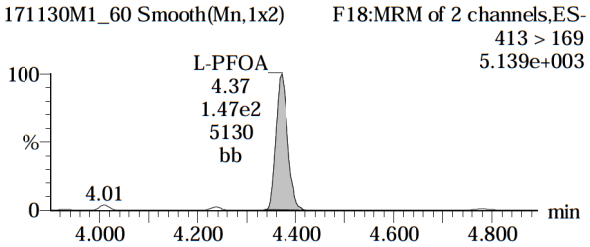

PFNA

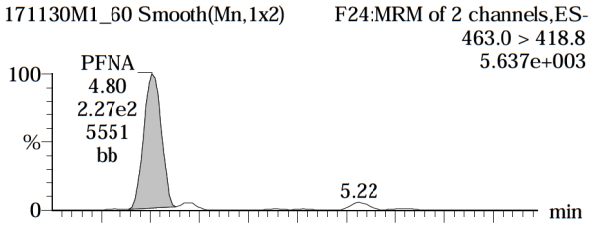

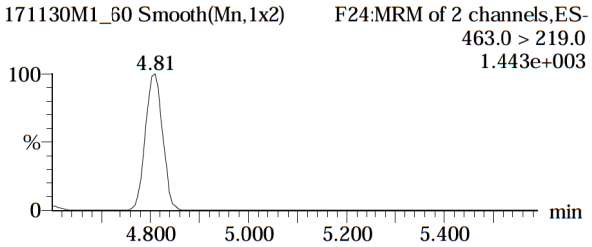

Total PFOS

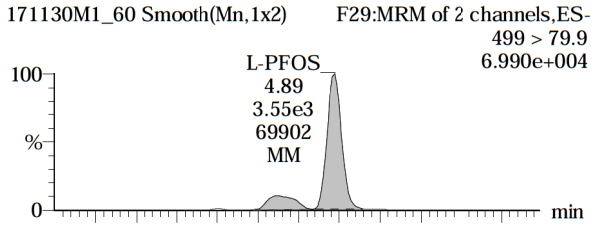

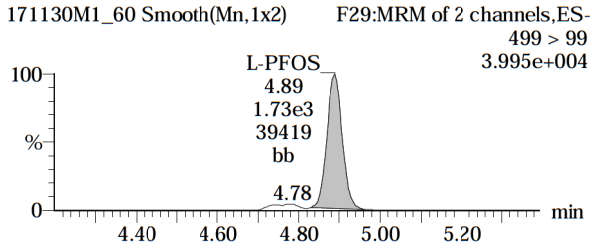

13C2-PFOA

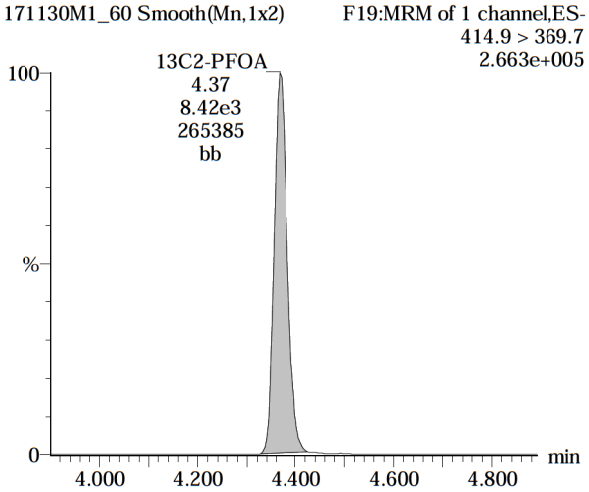

13C5-PFNA

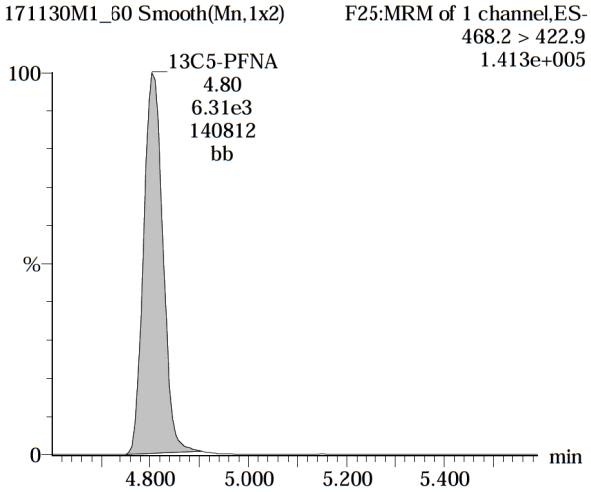

13C8-PFOS

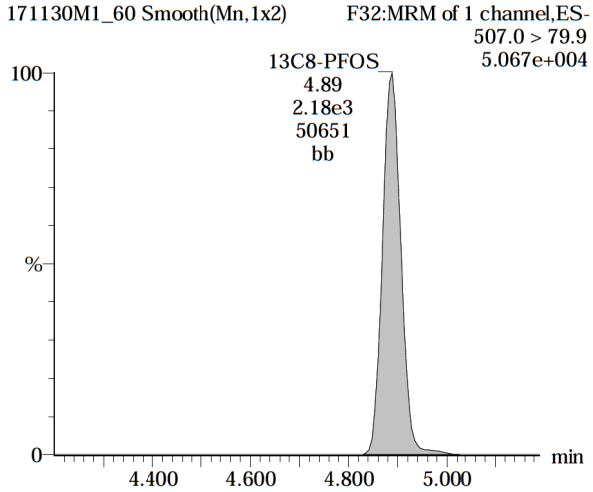

AC 12/1/17

Dataset: U:\Q4.PRO\results\171130M1\171130M1-60.qld

Last Altered: Friday, December 01, 2017 20:54:48 Pacific Standard Time
Printed: Friday, December 01, 2017 20:55:16 Pacific Standard Time

Name: 171130M1_60, Date: 30-Nov-2017, Time: 20:09:02, ID: 1701663-06 TRUAX-08-SB02-110717-0.5-1.0 1.14, Description: TRUAX-08-SB02-110717-0.5-1.0

TCDA

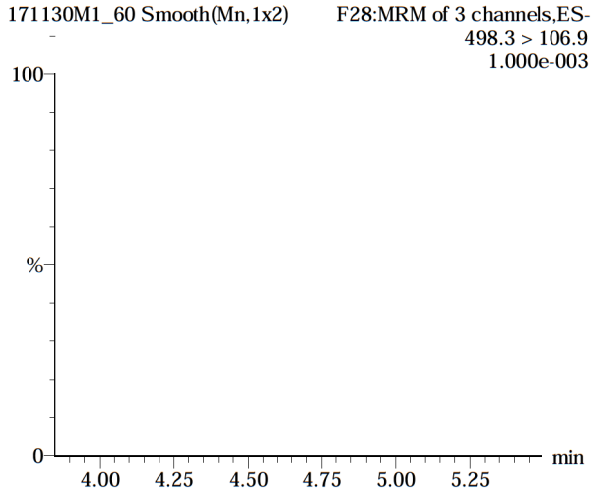

13C5-PFHxA

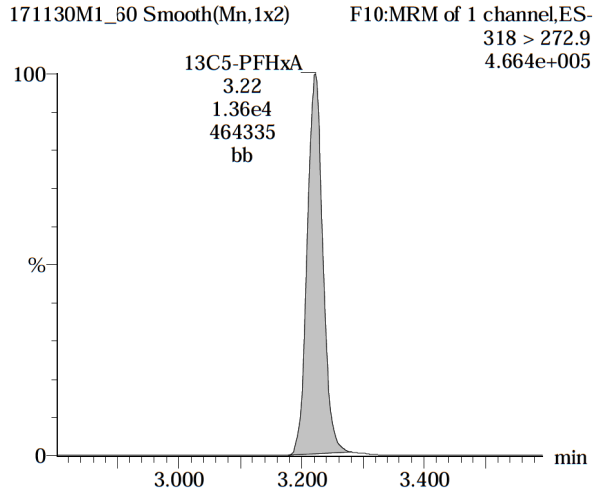

13C3-PFHxS

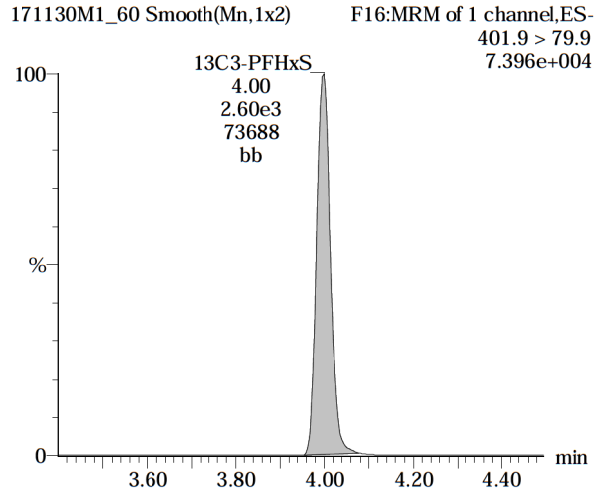

13C8-PFOS

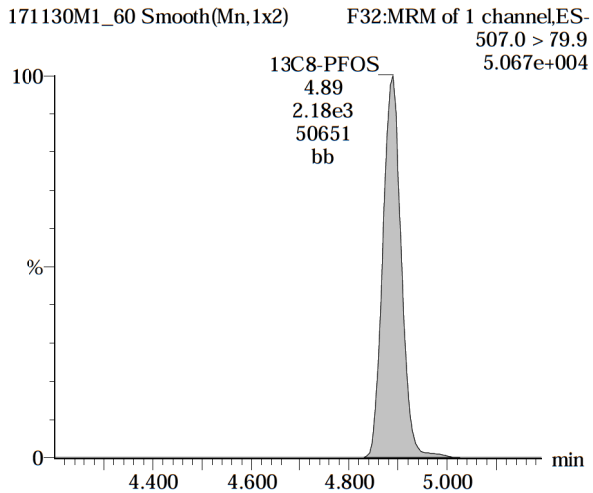

13C8-PFOA

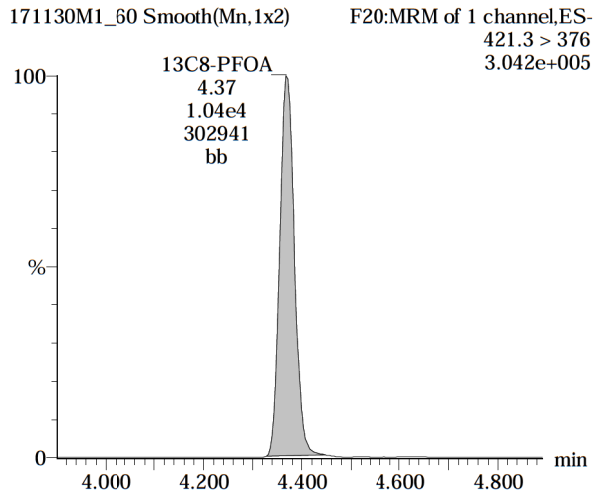

13C9-PFNA

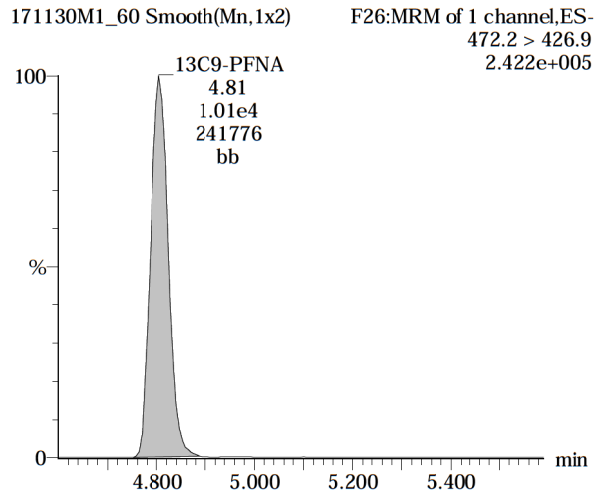

AC 12/1/17

Vista Analytical Laboratory

Rev'd: MM 12/1/17

Dataset: U:\Q4.PRO\results\171130M1\171130M1-60.qld

Last Altered: Friday, December 01, 2017 20:54:48 Pacific Standard Time
Printed: Friday, December 01, 2017 20:55:16 Pacific Standard Time

Name: 171130M1_60, Date: 30-Nov-2017, Time: 20:09:02, ID: 1701663-06 TRUAX-08-SB02-110717-0.5-1.0 1.14, Description: TRUAX-08-SB02-110717-0.5-1.0

13C4-PFOS

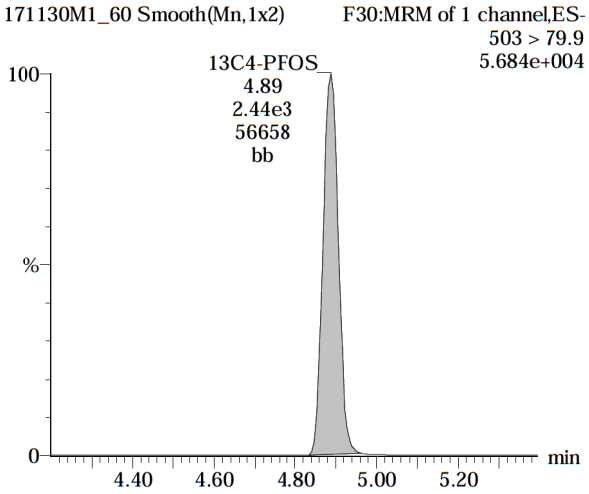

AC 12/1/17

Vista Analytical Laboratory

Rev'd: MM 12/1/17

Dataset: U:\Q4.PRO\results\171201M1\171201M1-13.qld

Last Altered: Saturday, December 02, 2017 12:38:12 Pacific Standard Time
Printed: Saturday, December 02, 2017 12:39:03 Pacific Standard Time

Method: U:\Q4.PRO\MethDB\PFAS_FULL_80C_113017.mdb 01 Dec 2017 12:18:40
Calibration: U:\Q4.PRO\CurveDB\C18_VAL-PFAS_Q4_11-30-17_FULL.cdb 01 Dec 2017 12:17:32

Name: 171201M1_13, Date: 01-Dec-2017, Time: 17:14:10, ID: 1701663-07 TRUAX-08-SO-DUP3-110717 1.13, Description: TRUAX-08-SO-DUP3-110717

	#	Name	Trace	Area	IS Area	Wt./Vol.	RRF	Pred.RT	RT	y Axis Resp.	Conc.	%Rec
1	3	PFBS	299.0 > 79.7	7.10e1	1.20e3	1.0186		2.90	2.71	0.743	0.339	
2	5	PFHpA	363.0 > 318.9	3.13e2	5.88e3	1.0186		4.03	3.82	0.665	0.430	
3	6	L-PFHxS	398.9 > 79.6	1.05e3	7.76e2	1.0186		4.19	3.97	16.9	7.59	
4	9	L-PFOA	413 > 368.7	5.59e2	7.40e3	1.0186		4.26	4.34	0.944	0.714	
5	12	PFNA	463.0 > 418.8	4.02e2	8.11e3	1.0186		5.00	4.78	0.620	0.443	
6	14	L-PFOS	499 > 79.9	6.32e3	2.01e3	1.0186		5.08	4.86	39.2	38.1	
7	33	13C3-PFBS	302. > 98.8	1.20e3	1.21e4	1.0186	0.092	2.90	2.70	1.24	13.2	107.9
8	34	13C2-PFHxA	315 > 269.8	3.22e3	1.21e4	1.0186	0.738	3.40	3.20	3.33	4.44	90.4
9	35	13C4-PFHpA	367.2 > 321.8	5.88e3	1.21e4	1.0186	0.564	4.03	3.82	6.08	10.6	86.2
10	36	18O2-PFHxS	403.0 > 102.6	7.76e2	2.44e3	1.0186	0.407	4.17	3.98	3.97	9.56	77.9
11	37	13C2-6:2 FTS	429.1 > 408.9	2.02e3	8.54e3	1.0186	0.265	4.49	4.29	2.96	11.0	89.6
12	38	13C2-PFOA	414.9 > 369.7	7.40e3	8.54e3	1.0186	1.026	4.54	4.34	10.8	10.4	84.4
13	39	13C5-PFNA	468.2 > 422.9	8.11e3	9.62e3	1.0186	0.942	4.97	4.78	10.5	11.0	89.5
14	40	13C8-PFOSA	506.1 > 77.7	3.68e2	3.73e3	1.0186	0.360	5.02	4.84	1.23	3.36	27.4
15	41	13C8-PFOS	507.0 > 79.9	2.01e3	2.73e3	1.0186	1.023	5.05	4.86	9.23	8.85	72.1
16	55	13C5-PFHxA	318 > 272.9	1.21e4	1.21e4	1.0186	1.000	3.40	3.20	12.5	12.3	100.0
17	56	13C3-PFHxS	401.9 > 79.9	2.44e3	2.44e3	1.0186	1.000	4.17	3.98	12.5	12.3	100.0
18	57	13C8-PFOA	421.3 > 376	8.54e3	8.54e3	1.0186	1.000	4.54	4.34	12.5	12.3	100.0
19	58	13C9-PFNA	472.2 > 426.9	9.62e3	9.62e3	1.0186	1.000	4.97	4.78	12.5	12.3	100.0
20	59	13C4-PFOS	503 > 79.9	2.73e3	2.73e3	1.0186	1.000	5.05	4.86	12.5	12.3	100.0
21	60	13C6-PFDA	519.1 > 473.7	3.17e3	3.17e3	1.0186	1.000	5.34	5.15	12.5	12.3	100.0
22	61	13C7-PFUdA	570.1 > 524.8	3.73e3	3.73e3	1.0186	1.000	5.66	5.47	12.5	12.3	100.0
23	62	Total PFHxS	398.9 > 79.6	1.05e3	7.76e2	1.0186		4.17		16.9	7.59	
24	63	Total PFOA	413 > 368.7	5.59e2	7.40e3	1.0186		4.26		0.944	0.714	
25	64	Total PFOS	499 > 79.9	6.32e3	2.01e3	1.0186		4.77		39.2	38.1	

AC 12/2/17

Vista Analytical Laboratory

Rev'd: MM 12/1/17

Dataset: U:\Q4.PRO\results\171201M1\171201M1-13.qld

Last Altered: Saturday, December 02, 2017 12:38:12 Pacific Standard Time
Printed: Saturday, December 02, 2017 12:39:03 Pacific Standard Time

Method: U:\Q4.PRO\MethDB\PFAS_FULL_80C_113017.mdb 01 Dec 2017 12:18:40
Calibration: U:\Q4.PRO\CurveDB\C18_VAL-PFAS_Q4_11-30-17_FULL.cdb 01 Dec 2017 12:17:32

Name: 171201M1_13, Date: 01-Dec-2017, Time: 17:14:10, ID: 1701663-07 TRUAX-08-SO-DUP3-110717 1.13, Description: TRUAX-08-SO-DUP3-110717

PFBS

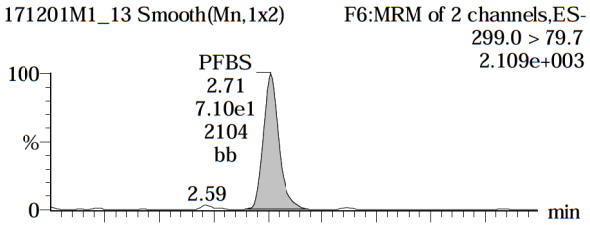

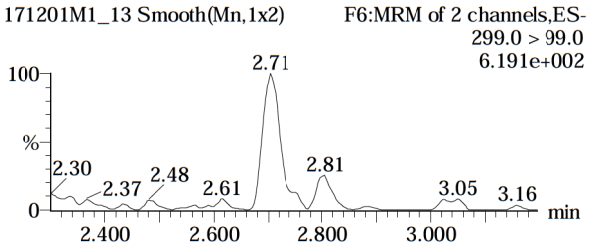

PFHpA

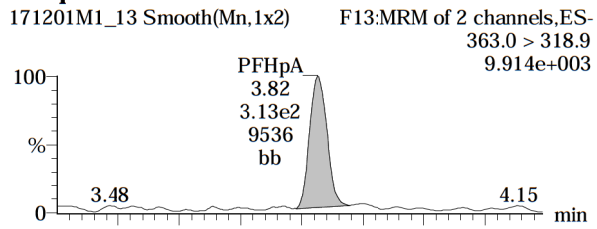

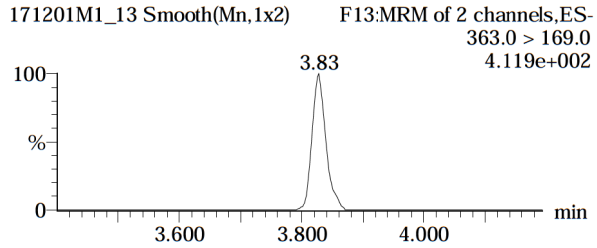

Total PFHxS

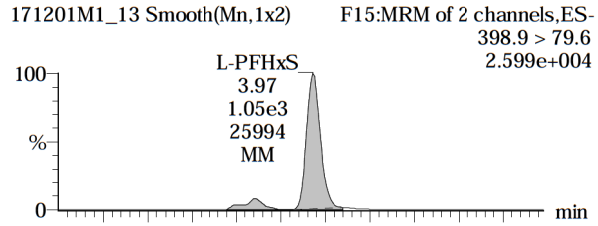

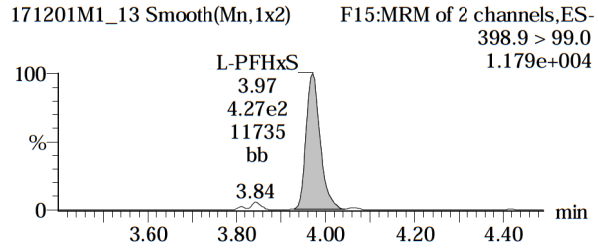

13C3-PFBS

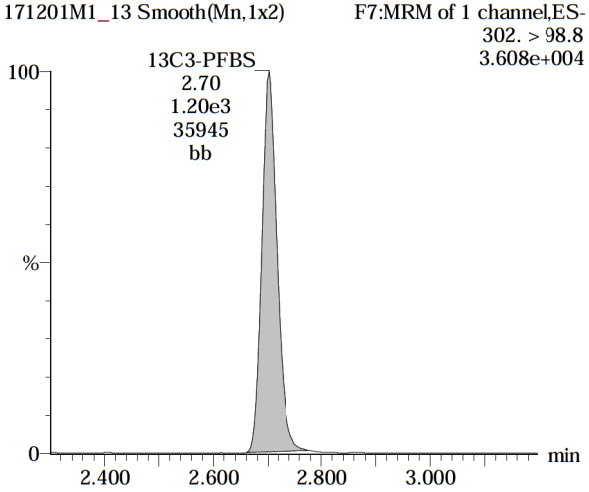

13C4-PFHpA

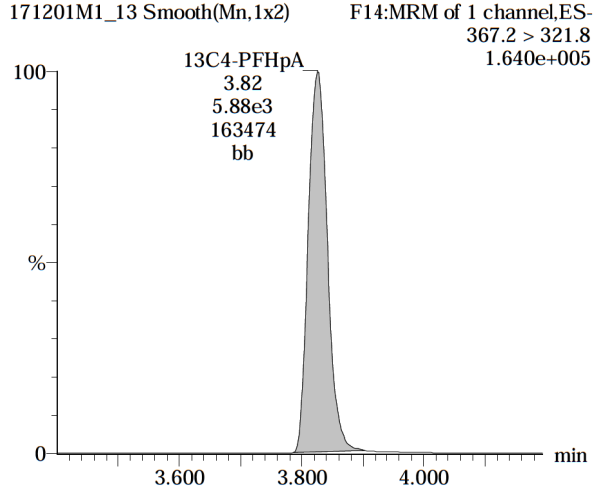

18O2-PFHxS

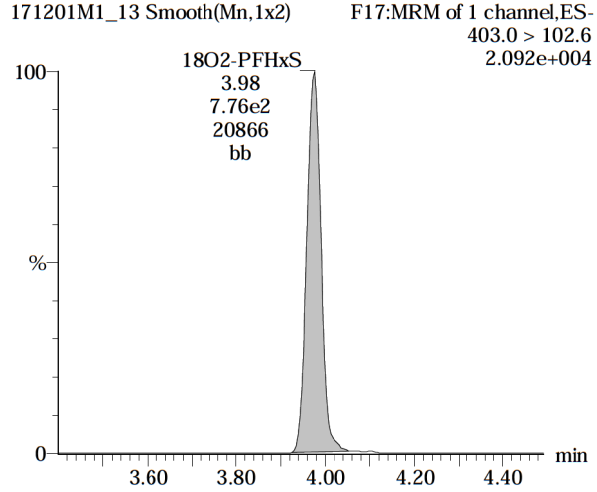

AC 12/2/17

Dataset: U:\Q4.PRO\results\171201M1\171201M1-13.qld

Last Altered: Saturday, December 02, 2017 12:38:12 Pacific Standard Time
Printed: Saturday, December 02, 2017 12:39:03 Pacific Standard Time

Name: 171201M1_13, Date: 01-Dec-2017, Time: 17:14:10, ID: 1701663-07 TRUAX-08-SO-DUP3-110717 1.13, Description: TRUAX-08-SO-DUP3-110717

Total PFOA

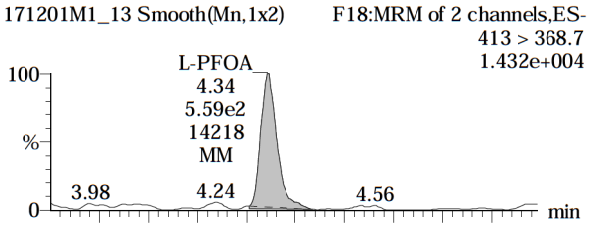

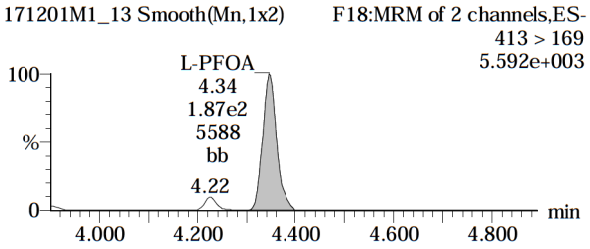

PFNA

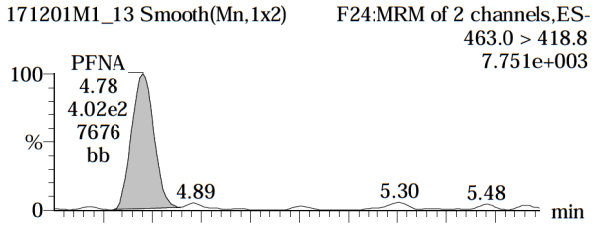

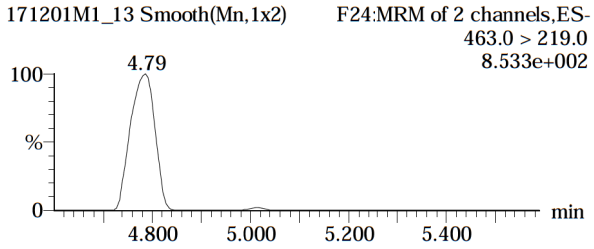

Total PFOS

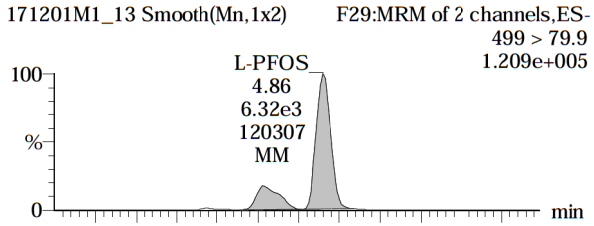

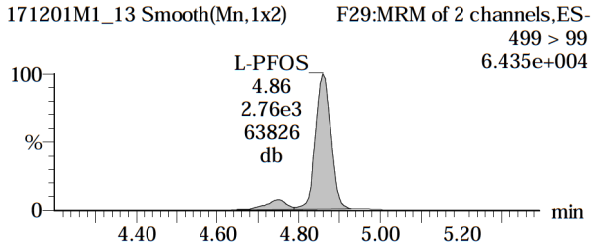

13C2-PFOA

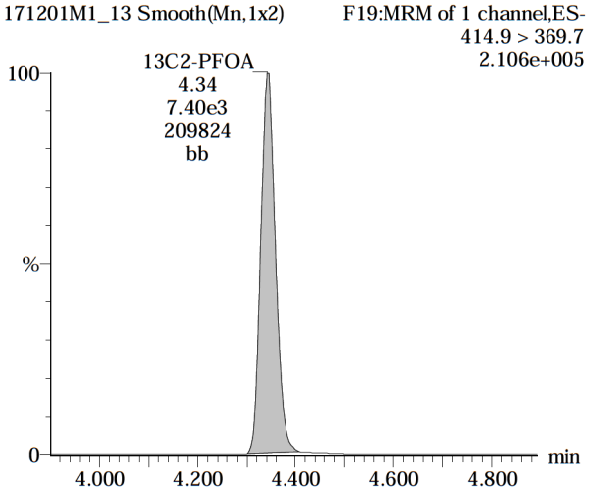

13C5-PFNA

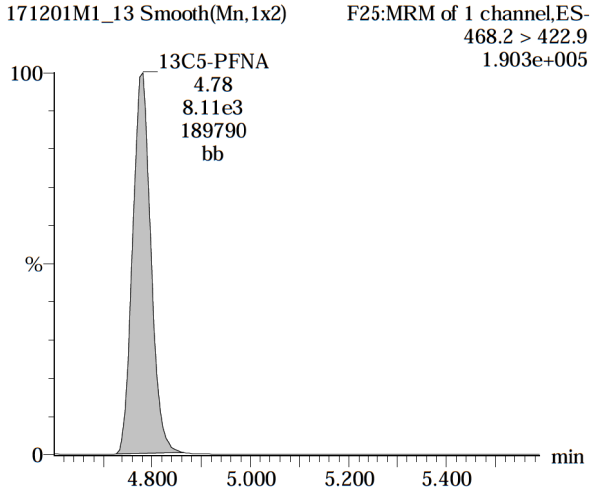

13C8-PFOS

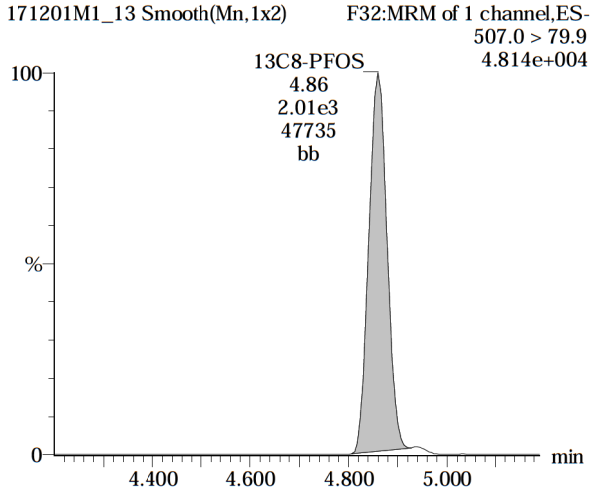

AC 12/2/17

Vista Analytical Laboratory

Rev'd: MM 12/1/17

Dataset: U:\Q4.PRO\results\171201M1\171201M1-13.qld

Last Altered: Saturday, December 02, 2017 12:38:12 Pacific Standard Time
Printed: Saturday, December 02, 2017 12:39:03 Pacific Standard Time

Name: 171201M1_13, Date: 01-Dec-2017, Time: 17:14:10, ID: 1701663-07 TRUAX-08-SO-DUP3-110717 1.13, Description: TRUAX-08-SO-DUP3-110717

TCDA

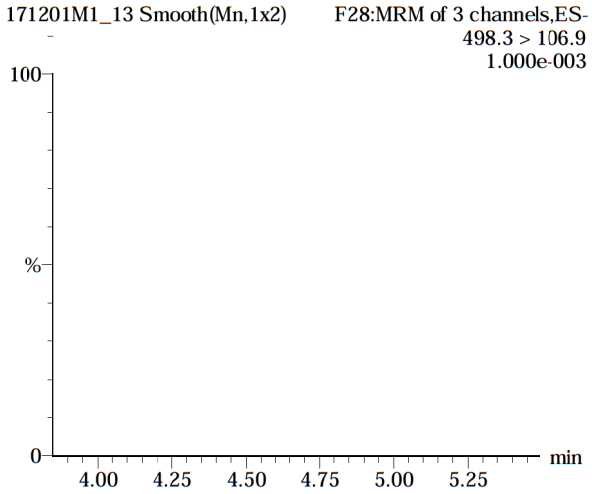

13C5-PFHxA

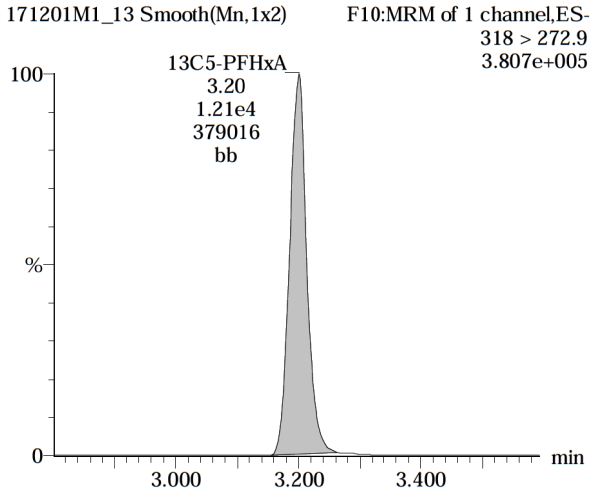

13C3-PFHxS

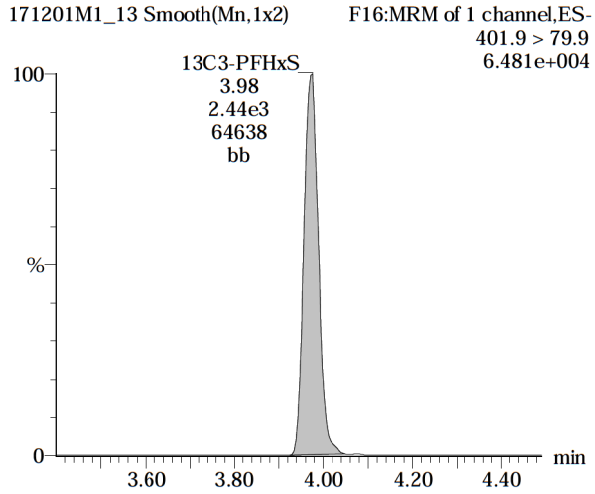

13C8-PFOS

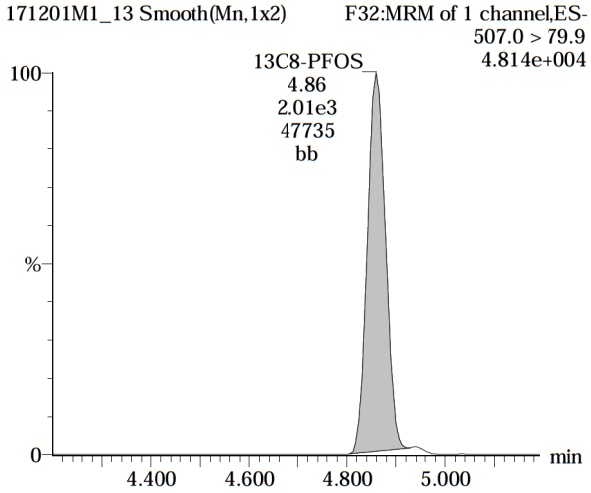

13C8-PFOA

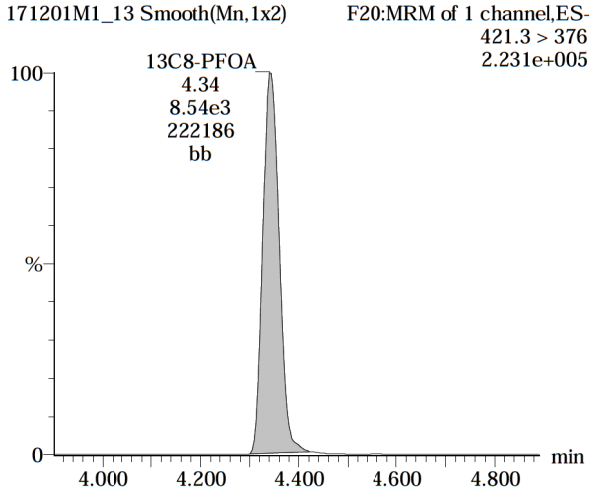

13C9-PFNA

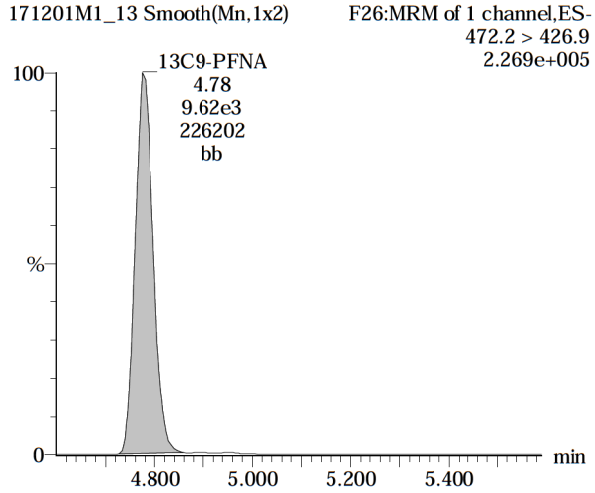

AC 12/2/17

Vista Analytical Laboratory

Rev'd: MM 12/1/17

Dataset: U:\Q4.PRO\results\171201M1\171201M1-13.qld

Last Altered: Saturday, December 02, 2017 12:38:12 Pacific Standard Time
Printed: Saturday, December 02, 2017 12:39:03 Pacific Standard Time

Name: 171201M1_13, Date: 01-Dec-2017, Time: 17:14:10, ID: 1701663-07 TRUAX-08-SO-DUP3-110717 1.13, Description: TRUAX-08-SO-DUP3-110717

13C4-PFOS

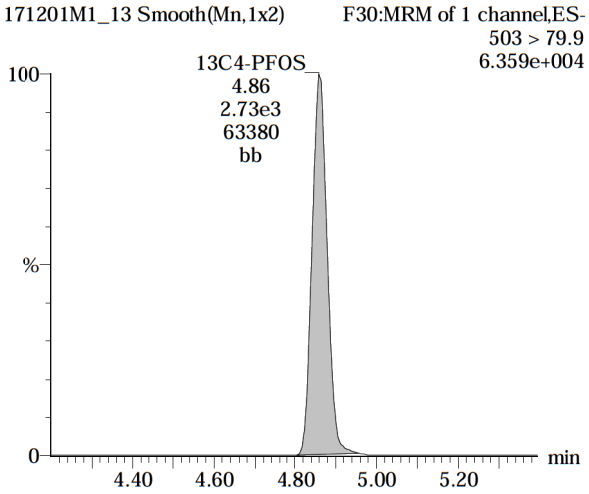

AC 12/2/17

Vista Analytical Laboratory

Rev'd: MM 12/1/17

Dataset: U:\Q4.PRO\results\171201M1\171201M1-14.qld

Last Altered: Friday, December 01, 2017 19:53:47 Pacific Standard Time
Printed: Friday, December 01, 2017 19:54:16 Pacific Standard Time

Method: U:\Q4.PRO\MethDB\PFAS_FULL_80C_113017.mdb 01 Dec 2017 12:18:40
Calibration: U:\Q4.PRO\CurveDB\C18_VAL-PFAS_Q4_11-30-17_FULL.cdb 01 Dec 2017 12:17:32

Name: 171201M1_14, Date: 01-Dec-2017, Time: 17:25:21, ID: 1701663-08 TRUAX-08-SB02-110717-5.0-5.5 1.17, Description: TRUAX-08-SB02-110717-5.0-5.5

	#	Name	Trace	Area	IS Area	Wt./Vol.	RRF	Pred.RT	RT	y Axis Resp.	Conc.	%Rec
1	3	PFBS	299.0 > 79.7	7.45e1	1.32e3	1.0244		2.90	2.71	0.707	0.322	
2	5	PFHpA	363.0 > 318.9	4.53e2	6.29e3	1.0244		4.03	3.83	0.900	0.587	
3	6	L-PFHxS	398.9 > 79.6	1.11e3	1.03e3	1.0244		4.19	3.98	13.5	6.05	
4	9	L-PFOA	413 > 368.7	7.25e2	7.83e3	1.0244		4.26	4.35	1.16	0.920	
5	12	PFNA	463.0 > 418.8	5.63e2	8.73e3	1.0244		5.00	4.78	0.806	0.582	
6	14	L-PFOS	499 > 79.9	5.48e3	2.42e3	1.0244		5.08	4.86	28.3	27.4	
7	33	13C3-PFBS	302. > 98.8	1.32e3	1.38e4	1.0244	0.092	2.90	2.70	1.20	12.7	104.4
8	34	13C2-PFHxA	315 > 269.8	3.32e3	1.38e4	1.0244	0.738	3.40	3.20	3.01	3.99	81.7
9	35	13C4-PFHpA	367.2 > 321.8	6.29e3	1.38e4	1.0244	0.564	4.03	3.83	5.71	9.87	80.9
10	36	18O2-PFHxS	403.0 > 102.6	1.03e3	2.74e3	1.0244	0.407	4.17	3.98	4.69	11.2	92.1
11	37	13C2-6:2 FTS	429.1 > 408.9	2.36e3	1.07e4	1.0244	0.265	4.49	4.29	2.74	10.1	82.9
12	38	13C2-PFOA	414.9 > 369.7	7.83e3	1.07e4	1.0244	1.026	4.54	4.35	9.10	8.66	71.0
13	39	13C5-PFNA	468.2 > 422.9	8.73e3	1.18e4	1.0244	0.942	4.97	4.78	9.28	9.61	78.8
14	40	13C8-PFOSA	506.1 > 77.7	3.27e2	3.58e3	1.0244	0.360	5.02	4.84	1.14	3.10	25.4
15	41	13C8-PFOS	507.0 > 79.9	2.42e3	2.69e3	1.0244	1.023	5.05	4.87	11.2	10.7	87.9
16	55	13C5-PFHxA	318 > 272.9	1.38e4	1.38e4	1.0244	1.000	3.40	3.20	12.5	12.2	100.0
17	56	13C3-PFHxS	401.9 > 79.9	2.74e3	2.74e3	1.0244	1.000	4.17	3.98	12.5	12.2	100.0
18	57	13C8-PFOA	421.3 > 376	1.07e4	1.07e4	1.0244	1.000	4.54	4.34	12.5	12.2	100.0
19	58	13C9-PFNA	472.2 > 426.9	1.18e4	1.18e4	1.0244	1.000	4.97	4.78	12.5	12.2	100.0
20	59	13C4-PFOS	503 > 79.9	2.69e3	2.69e3	1.0244	1.000	5.05	4.87	12.5	12.2	100.0
21	60	13C6-PFDA	519.1 > 473.7	5.20e3	5.20e3	1.0244	1.000	5.34	5.16	12.5	12.2	100.0
22	61	13C7-PFUdA	570.1 > 524.8	3.58e3	3.58e3	1.0244	1.000	5.66	5.48	12.5	12.2	100.0
23	62	Total PFHxS	398.9 > 79.6	1.11e3	1.03e3	1.0244		4.17		13.5	6.05	
24	63	Total PFOA	413 > 368.7	7.25e2	7.83e3	1.0244		4.26		1.16	0.920	
25	64	Total PFOS	499 > 79.9	5.48e3	2.42e3	1.0244		4.77		28.3	27.4	

AC 12/1/17

Vista Analytical Laboratory

Rev'd: MM 12/1/17

Dataset: U:\Q4.PRO\results\171201M1\171201M1-14.qld

Last Altered: Friday, December 01, 2017 19:53:47 Pacific Standard Time
Printed: Friday, December 01, 2017 19:54:16 Pacific Standard Time

Method: U:\Q4.PRO\MethDB\PFAS_FULL_80C_113017.mdb 01 Dec 2017 12:18:40
Calibration: U:\Q4.PRO\CurveDB\C18_VAL-PFAS_Q4_11-30-17_FULL.cdb 01 Dec 2017 12:17:32

Name: 171201M1_14, Date: 01-Dec-2017, Time: 17:25:21, ID: 1701663-08 TRUAX-08-SB02-110717-5.0-5.5 1.17, Description: TRUAX-08-SB02-110717-5.0-5.5

PFBS

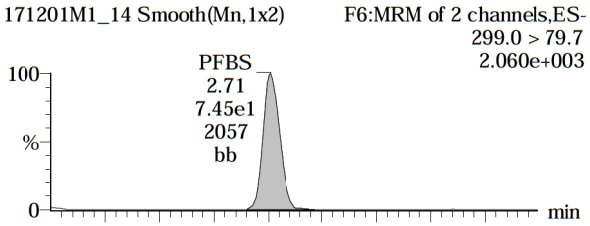

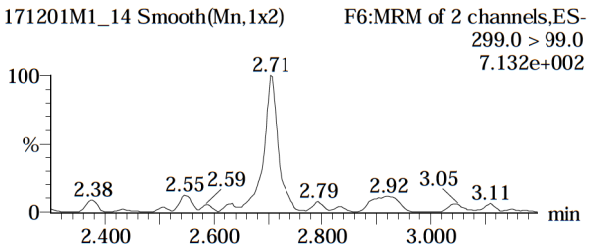

PFHpA

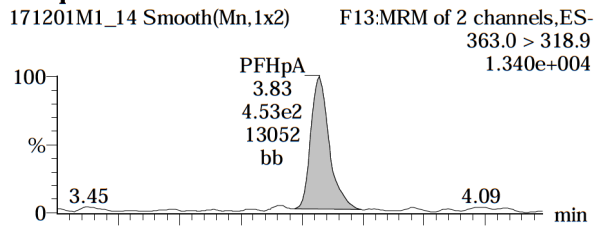

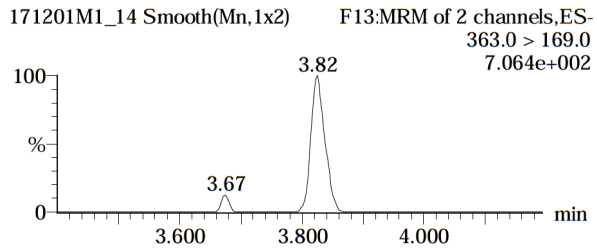

Total PFHxS

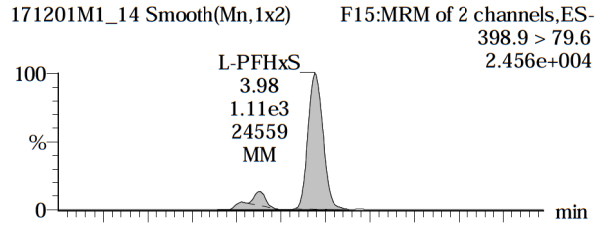

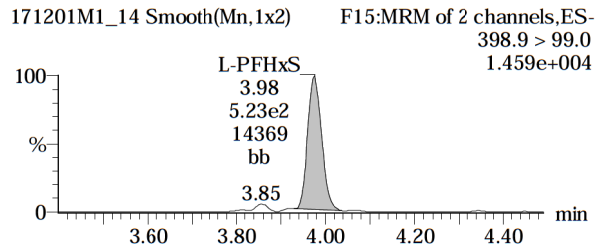

13C3-PFBS

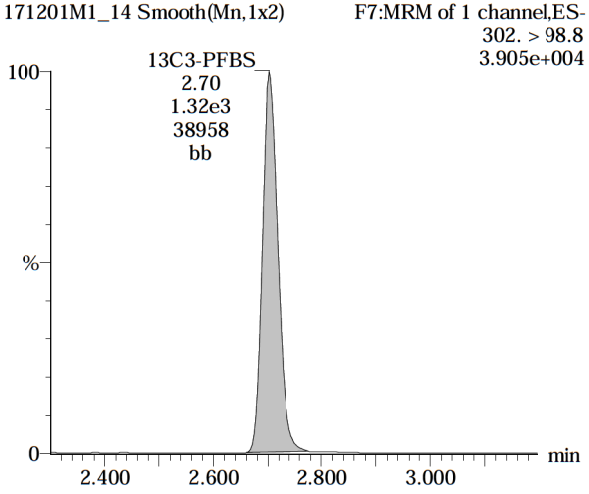

13C4-PFHpA

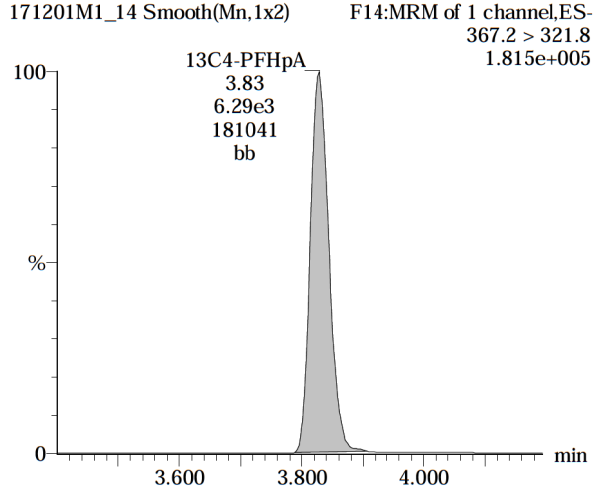

18O2-PFHxS

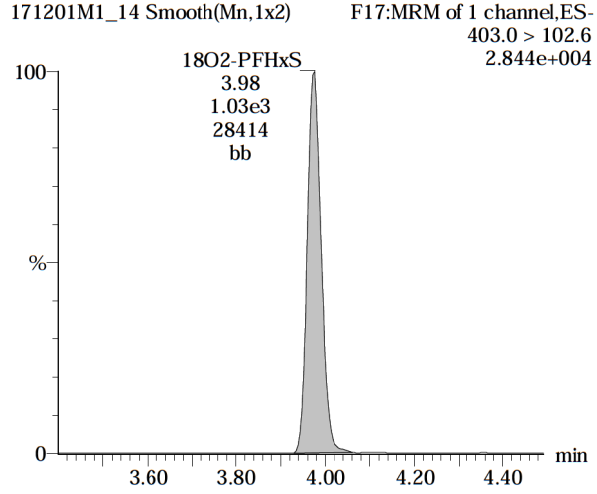

AC 12/1/17

Dataset: U:\Q4.PRO\results\171201M1\171201M1-14.qld

Last Altered: Friday, December 01, 2017 19:53:47 Pacific Standard Time
Printed: Friday, December 01, 2017 19:54:16 Pacific Standard Time

Name: 171201M1_14, Date: 01-Dec-2017, Time: 17:25:21, ID: 1701663-08 TRUAX-08-SB02-110717-5.0-5.5 1.17, Description: TRUAX-08-SB02-110717-5.0-5.5

Total PFOA

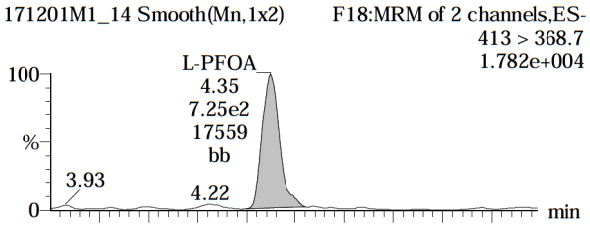

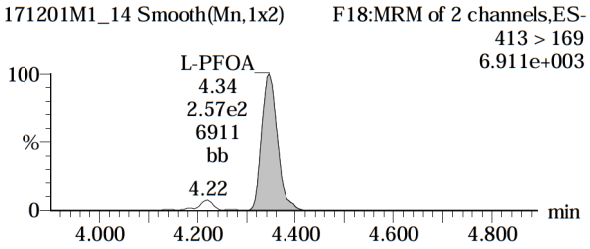

PFNA

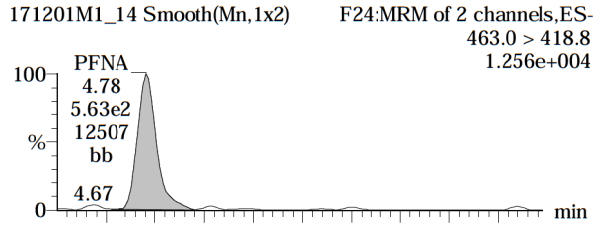

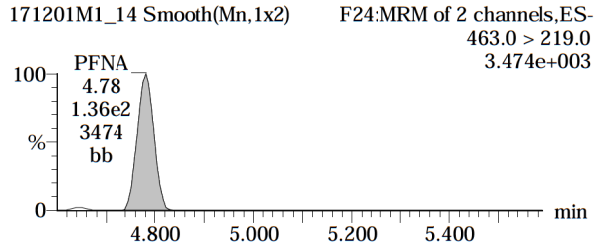

Total PFOS

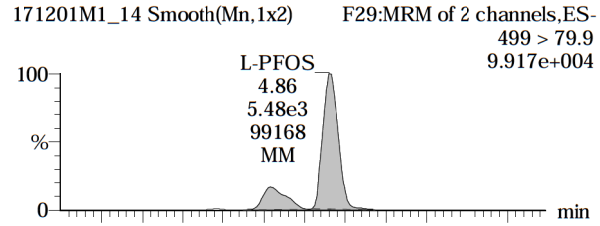

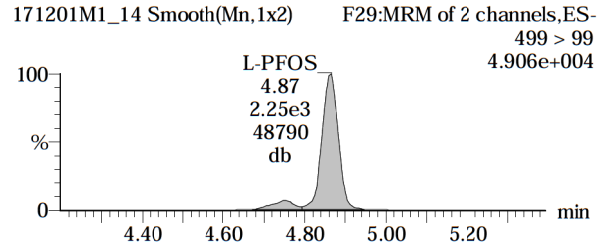

13C2-PFOA

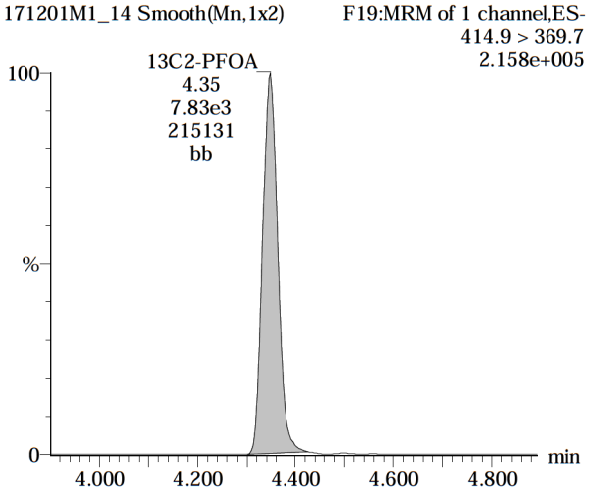

13C5-PFNA

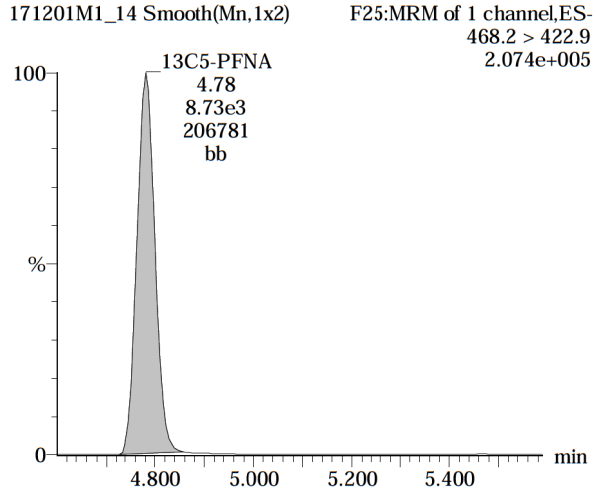

13C8-PFOS

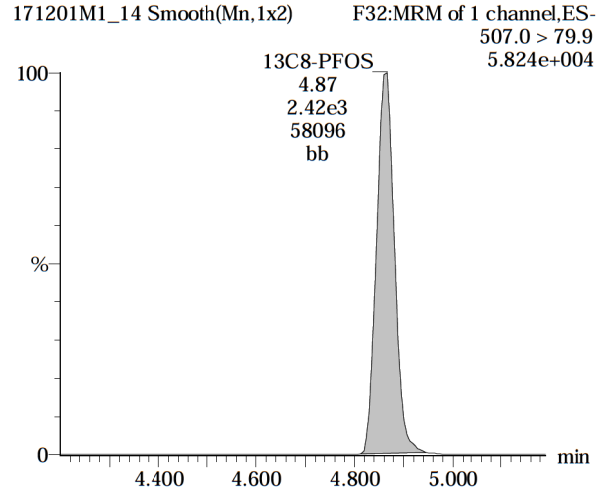

AC 12/1/17

Vista Analytical Laboratory

Rev'd: MM 12/1/17

Dataset: U:\Q4.PRO\results\171201M1\171201M1-14.qld

Last Altered: Friday, December 01, 2017 19:53:47 Pacific Standard Time
Printed: Friday, December 01, 2017 19:54:16 Pacific Standard Time

Name: 171201M1_14, Date: 01-Dec-2017, Time: 17:25:21, ID: 1701663-08 TRUAX-08-SB02-110717-5.0-5.5 1.17, Description: TRUAX-08-SB02-110717-5.0-5.5

TCDA

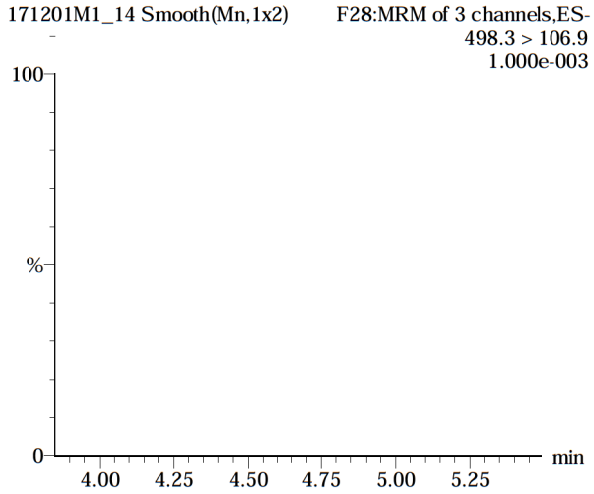

13C5-PFHxA

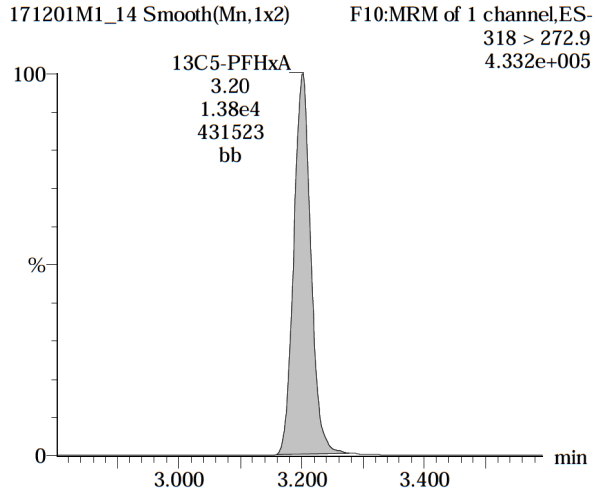

13C3-PFHxS

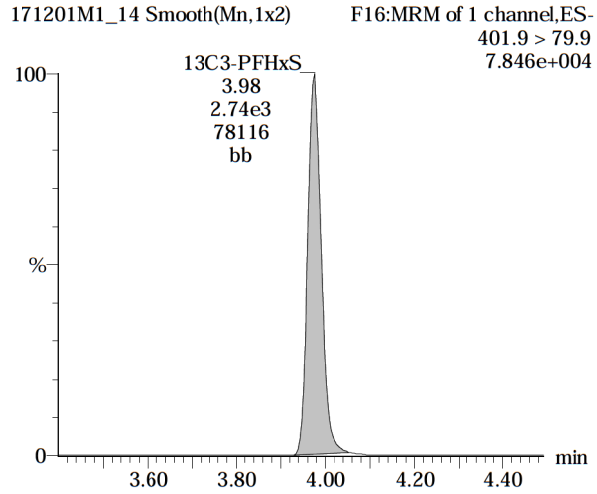

13C8-PFOS

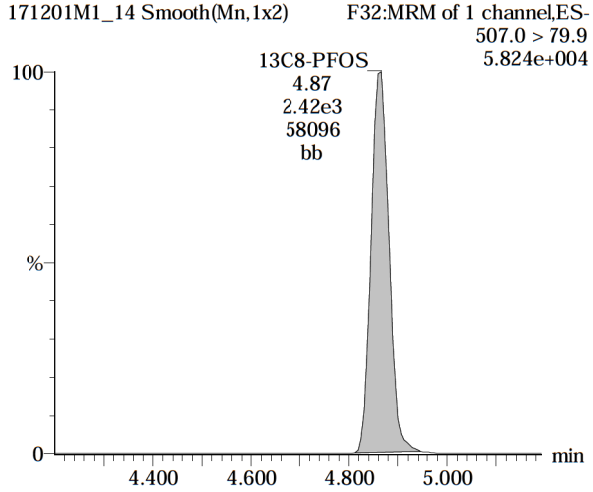

13C8-PFOA

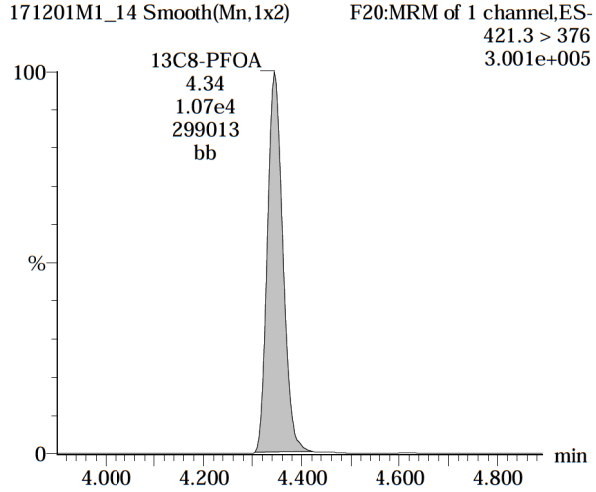

13C9-PFNA

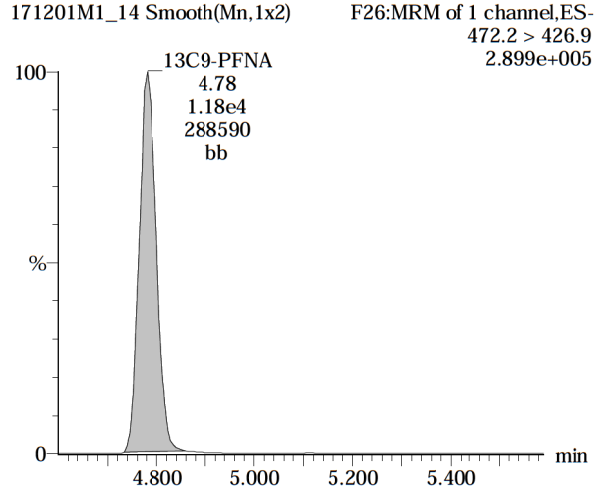

AC 12/1/17

Dataset: U:\Q4.PRO\results\171201M1\171201M1-14.qld

Last Altered: Friday, December 01, 2017 19:53:47 Pacific Standard Time
Printed: Friday, December 01, 2017 19:54:16 Pacific Standard Time

Name: 171201M1_14, Date: 01-Dec-2017, Time: 17:25:21, ID: 1701663-08 TRUAX-08-SB02-110717-5.0-5.5 1.17, Description: TRUAX-08-SB02-110717-5.0-5.5

13C4-PFOS

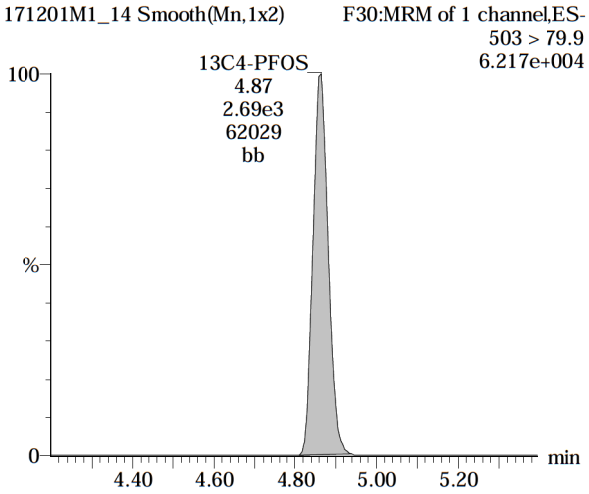

AC 12/1/17

Vista Analytical Laboratory

Rev'd: MM 12/1/17

Dataset: U:\Q4.PRO\results\171130M1\171130M1-66.qld

Last Altered: Friday, December 01, 2017 20:57:07 Pacific Standard Time
Printed: Friday, December 01, 2017 20:57:31 Pacific Standard Time

Method: U:\Q4.PRO\MethDB\PFAS_FULL_80C_112917.mdb 29 Nov 2017 15:16:56
Calibration: U:\Q4.PRO\CurveDB\C18_VAL-PFAS_Q4_11-29-17_FULL.cdb 29 Nov 2017 15:34:31

Name: 171130M1_66, Date: 30-Nov-2017, Time: 21:16:06, ID: 1701663-09 TRUAX-08-SB01-110717-0.5-1.0 1.27, Description: TRUAX-08-SB01-110717-0.5-1.0

	#	Name	Trace	Area	IS Area	Wt./Vol.	RRF	Pred.RT	RT	y Axis Resp.	Conc.	%Rec
1	3	PFBS	299.0 > 79.7	2.63e1	1.34e3	1.0558		2.90	2.72	0.245	0.0843	
2	5	PFHpA	363.0 > 318.9	3.96e2	7.24e3	1.0558		4.03	3.85	0.684	0.411	
3	6	L-PFHxS	398.9 > 79.6	4.71e2	8.72e2	1.0558		4.19	4.00	6.75	3.14	
4	9	L-PFOA	413 > 368.7	6.78e2	7.40e3	1.0558		4.26	4.37	1.15	0.831	
5	12	PFNA	463.0 > 418.8	6.68e2	8.00e3	1.0558		5.00	4.80	1.04	0.805	
6	14	L-PFOS	499 > 79.9	7.36e3	2.37e3	1.0558		5.08	4.88	38.9	36.6	
7	33	13C3-PFBS	302. > 98.8	1.34e3	1.37e4	1.0558	0.094	2.90	2.72	1.23	12.4	104.3
8	34	13C2-PFHxA	315 > 269.8	3.35e3	1.37e4	1.0558	0.738	3.40	3.22	3.07	3.94	83.1
9	35	13C4-PFHpA	367.2 > 321.8	7.24e3	1.37e4	1.0558	0.580	4.03	3.85	6.62	10.8	91.3
10	36	18O2-PFHxS	403.0 > 102.6	8.72e2	2.62e3	1.0558	0.438	4.17	3.99	4.16	8.99	76.0
11	37	13C2-6:2 FTS	429.1 > 408.9	2.24e3	1.07e4	1.0558	0.279	4.49	4.31	2.61	8.87	74.9
12	38	13C2-PFOA	414.9 > 369.7	7.40e3	1.07e4	1.0558	0.912	4.54	4.36	8.63	8.96	75.7
13	39	13C5-PFNA	468.2 > 422.9	8.00e3	1.06e4	1.0558	0.944	4.97	4.80	9.44	9.47	80.0
14	40	13C8-PFOSA	506.1 > 77.7	8.87e2	5.49e3	1.0558	0.444	5.02	4.86	2.02	4.31	36.4
15	41	13C8-PFOS	507.0 > 79.9	2.37e3	3.16e3	1.0558	1.038	5.05	4.88	9.37	8.55	72.2
16	55	13C5-PFHxA	318 > 272.9	1.37e4	1.37e4	1.0558	1.000	3.40	3.21	12.5	11.8	100.0
17	56	13C3-PFHxS	401.9 > 79.9	2.62e3	2.62e3	1.0558	1.000	4.17	3.99	12.5	11.8	100.0
18	57	13C8-PFOA	421.3 > 376	1.07e4	1.07e4	1.0558	1.000	4.54	4.37	12.5	11.8	100.0
19	58	13C9-PFNA	472.2 > 426.9	1.06e4	1.06e4	1.0558	1.000	4.97	4.80	12.5	11.8	100.0
20	59	13C4-PFOS	503 > 79.9	3.16e3	3.16e3	1.0558	1.000	5.05	4.88	12.5	11.8	100.0
21	60	13C6-PFDA	519.1 > 473.7	4.82e3	4.82e3	1.0558	1.000	5.34	5.18	12.5	11.8	100.0
22	61	13C7-PFUdA	570.1 > 524.8	5.49e3	5.49e3	1.0558	1.000	5.66	5.50	12.5	11.8	100.0
23	62	Total PFHxS	398.9 > 79.6	4.71e2	8.72e2	1.0558		4.17		6.75	3.14	
24	63	Total PFOA	413 > 368.7	6.78e2	7.40e3	1.0558		4.26		1.15	0.831	
25	64	Total PFOS	499 > 79.9	7.36e3	2.37e3	1.0558		4.77		38.9	36.6	

AC 12/1/17

Vista Analytical Laboratory

Rev'd: MM 12/1/17

Dataset: U:\Q4.PRO\results\171130M1\171130M1-66.qld

Last Altered: Friday, December 01, 2017 20:57:07 Pacific Standard Time
Printed: Friday, December 01, 2017 20:57:31 Pacific Standard Time

Method: U:\Q4.PRO\MethDB\PFAS_FULL_80C_112917.mdb 29 Nov 2017 15:16:56
Calibration: U:\Q4.PRO\CurveDB\C18_VAL-PFAS_Q4_11-29-17_FULL.cdb 29 Nov 2017 15:34:31

Name: 171130M1_66, Date: 30-Nov-2017, Time: 21:16:06, ID: 1701663-09 TRUAX-08-SB01-110717-0.5-1.0 1.27, Description: TRUAX-08-SB01-110717-0.5-1.0

PFBS

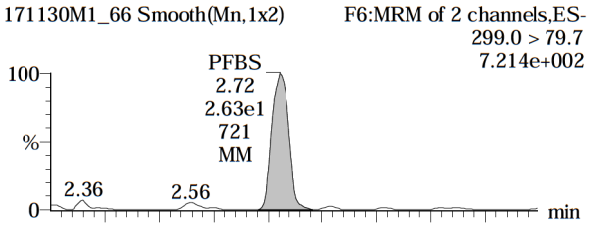

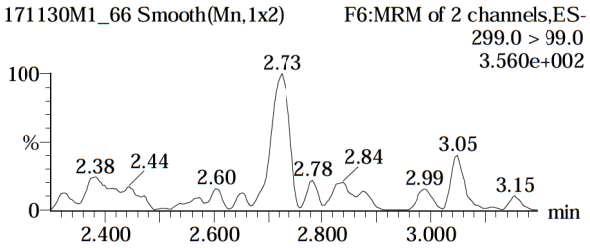

PFHpA

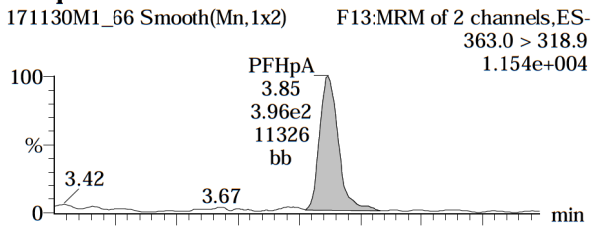

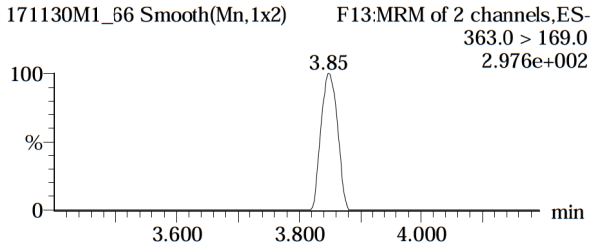

Total PFHxS

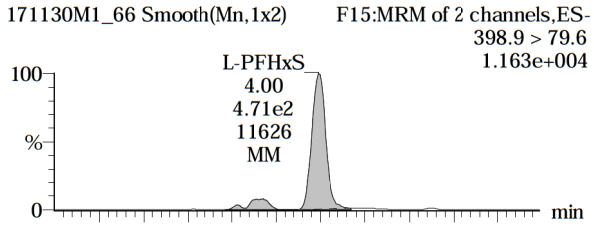

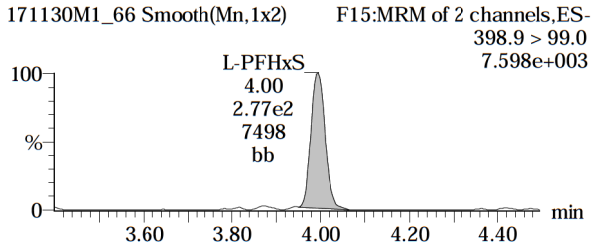

13C3-PFBS

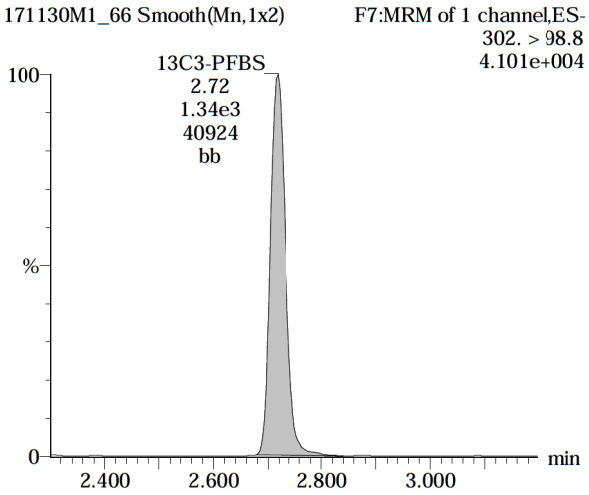

13C4-PFHpA

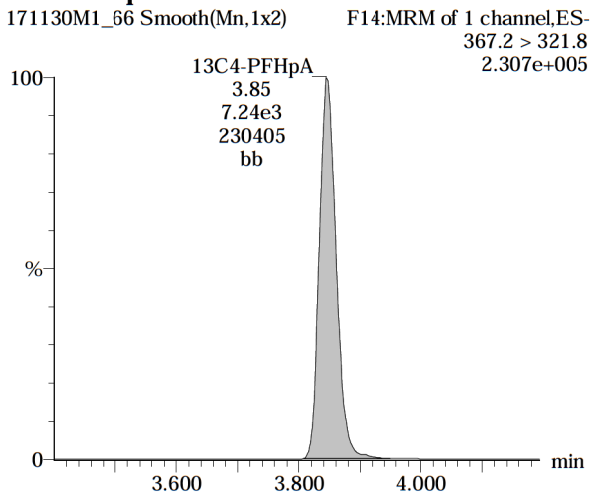

18O2-PFHxS

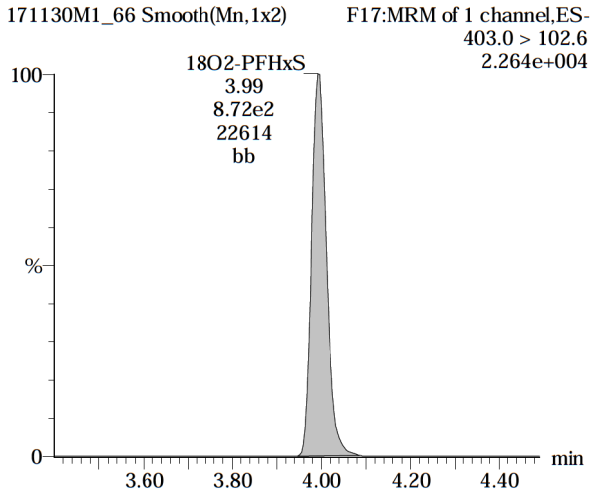

AC 12/1/17

Dataset: U:\Q4.PRO\results\171130M1\171130M1-66.qld

Last Altered: Friday, December 01, 2017 20:57:07 Pacific Standard Time
Printed: Friday, December 01, 2017 20:57:31 Pacific Standard Time

Name: 171130M1_66, Date: 30-Nov-2017, Time: 21:16:06, ID: 1701663-09 TRUAX-08-SB01-110717-0.5-1.0 1.27, Description: TRUAX-08-SB01-110717-0.5-1.0

Total PFOA

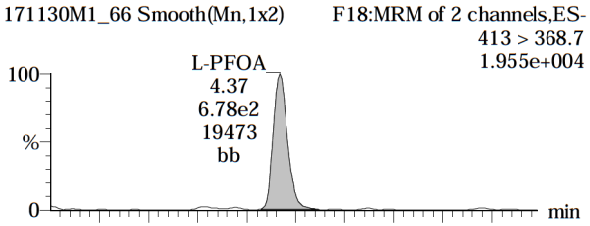

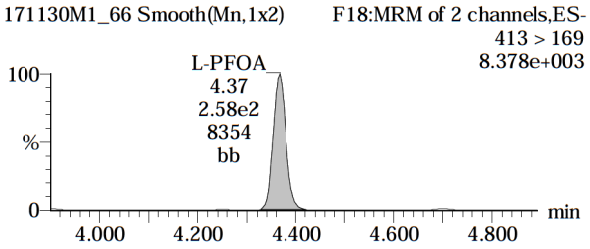

PFNA



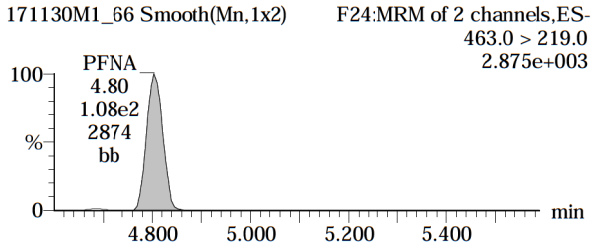

Total PFOS

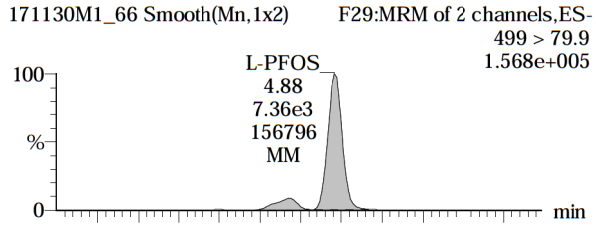

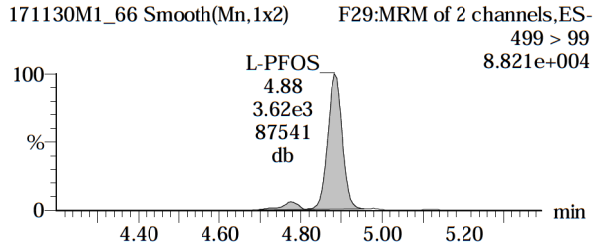

13C2-PFOA

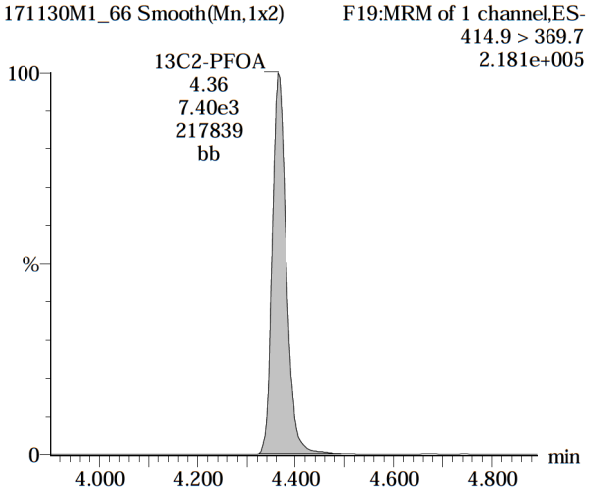

13C5-PFNA

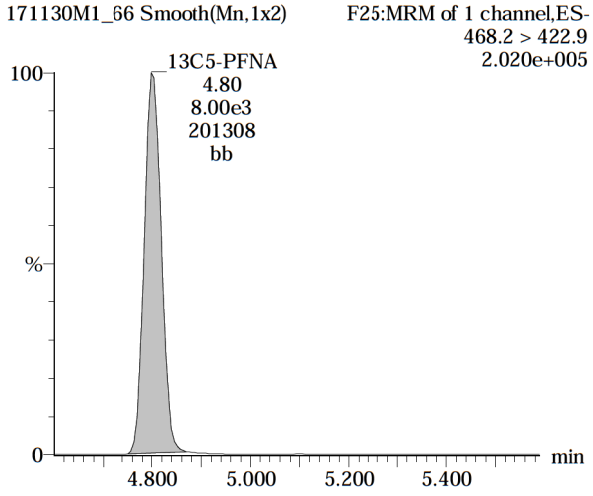

13C8-PFOS

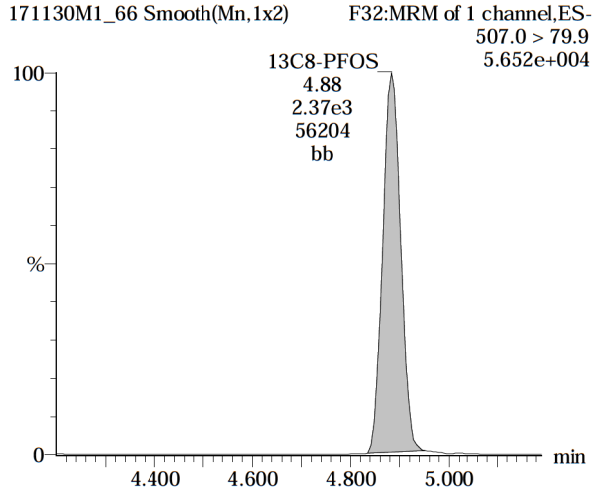

AC 12/1/17

Dataset: U:\Q4.PRO\results\171130M1\171130M1-66.qld

Last Altered: Friday, December 01, 2017 20:57:07 Pacific Standard Time
Printed: Friday, December 01, 2017 20:57:31 Pacific Standard Time

Name: 171130M1_66, Date: 30-Nov-2017, Time: 21:16:06, ID: 1701663-09 TRUAX-08-SB01-110717-0.5-1.0 1.27, Description: TRUAX-08-SB01-110717-0.5-1.0

TCDA

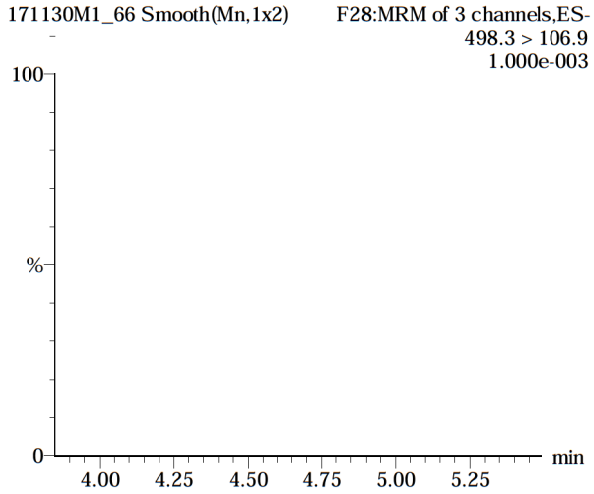

13C5-PFHxA

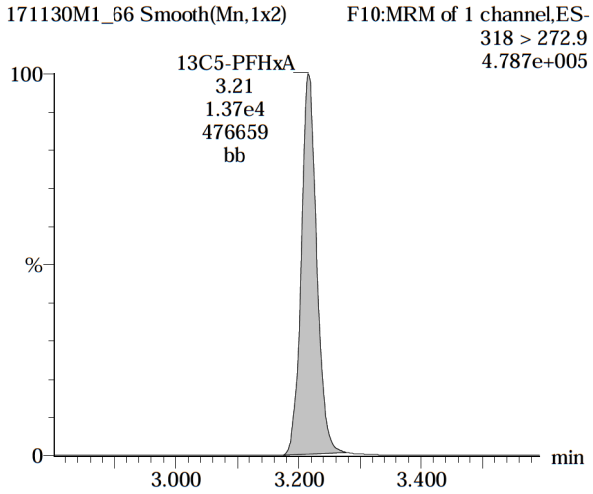

13C3-PFHxS

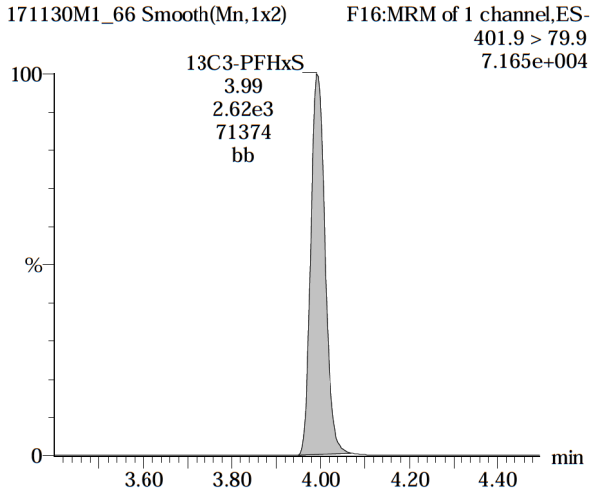

13C8-PFOS

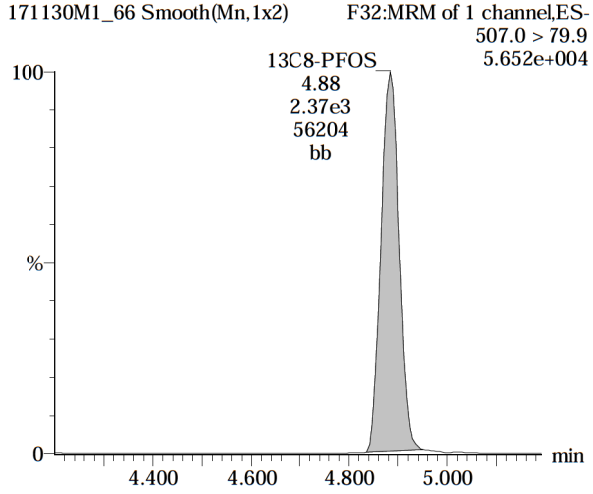

13C8-PFOA

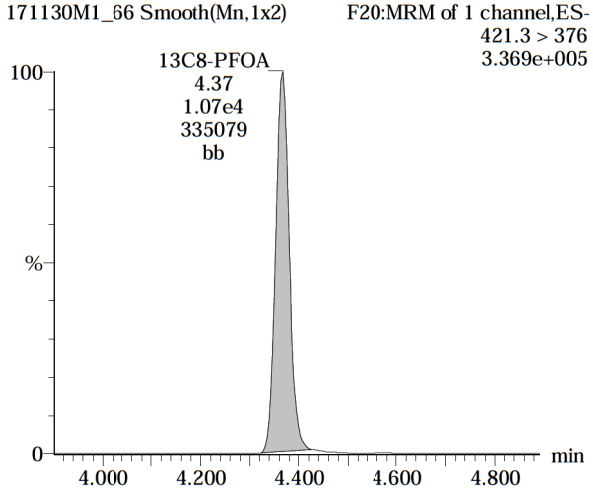

13C9-PFNA

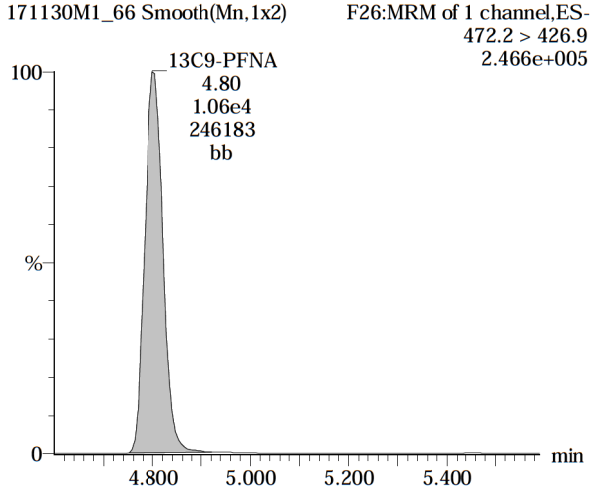

AC 12/1/17

Vista Analytical Laboratory

Rev'd: MM 12/1/17

Dataset: U:\Q4.PRO\results\171130M1\171130M1-66.qld

Last Altered: Friday, December 01, 2017 20:57:07 Pacific Standard Time
Printed: Friday, December 01, 2017 20:57:31 Pacific Standard Time

Name: 171130M1_66, Date: 30-Nov-2017, Time: 21:16:06, ID: 1701663-09 TRUAX-08-SB01-110717-0.5-1.0 1.27, Description: TRUAX-08-SB01-110717-0.5-1.0

13C4-PFOS

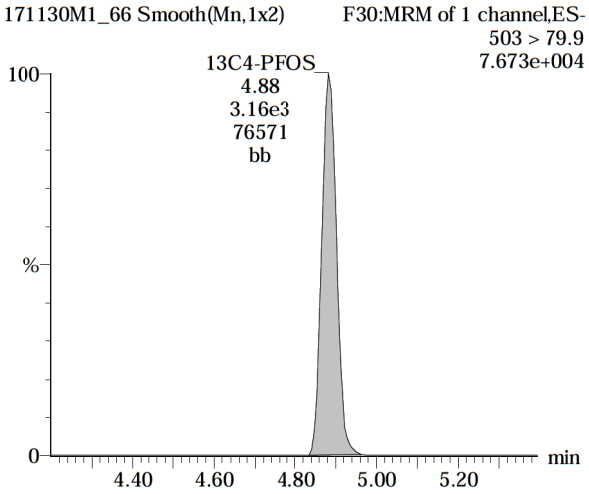

AC 12/1/17

Vista Analytical Laboratory

Rev'd: MM 12/1/17

Dataset: U:\Q4.PRO\results\171130M1\171130M1-67.qld

Last Altered: Saturday, December 02, 2017 10:39:11 Pacific Standard Time
Printed: Saturday, December 02, 2017 10:39:35 Pacific Standard Time

Method: U:\Q4.PRO\MethDB\PFAS_FULL_80C_112917.mdb 29 Nov 2017 15:16:56
Calibration: U:\Q4.PRO\CurveDB\C18_VAL-PFAS_Q4_11-29-17_FULL.cdb 29 Nov 2017 15:34:31

Name: 171130M1_67, Date: 30-Nov-2017, Time: 21:27:17, ID: 1701663-10 TRUAX-08-SB01-110717-5.0-5.5 1.16, Description: TRUAX-08-SB01-110717-5.0-5.5

	#	Name	Trace	Area	IS Area	Wt./Vol.	RRF	Pred.RT	RT	y Axis Resp.	Conc.	%Rec
1	3	PFBS	299.0 > 79.7	7.65e0	1.35e3	1.0235		2.90	2.72	0.0707	0.00760	
2	5	PFHpA	363.0 > 318.9	5.95e1	7.92e3	1.0235		4.03	3.84	0.0938		
3	6	L-PFHxS	398.9 > 79.6	2.19e2	1.10e3	1.0235		4.19	3.99	2.50	1.25	
4	9	L-PFOA	413 > 368.7	1.94e2	7.04e3	1.0235		4.26	4.36	0.344	0.0640	
5	12	PFNA	463.0 > 418.8	6.02e2	7.54e3	1.0235		5.00	4.80	0.998	0.793	
6	14	L-PFOS	499 > 79.9	6.53e3	1.70e3	1.0235		5.08	4.88	48.1	46.3	
7	33	13C3-PFBS	302. > 98.8	1.35e3	1.42e4	1.0235	0.094	2.90	2.72	1.19	12.4	101.3
8	34	13C2-PFHxA	315 > 269.8	3.70e3	1.42e4	1.0235	0.738	3.40	3.22	3.26	4.32	88.3
9	35	13C4-PFHpA	367.2 > 321.8	7.92e3	1.42e4	1.0235	0.580	4.03	3.85	6.97	11.7	96.2
10	36	18O2-PFHxS	403.0 > 102.6	1.10e3	2.67e3	1.0235	0.438	4.17	3.99	5.15	11.5	94.0
11	37	13C2-6:2 FTS	429.1 > 408.9	1.98e3	9.13e3	1.0235	0.279	4.49	4.31	2.72	9.53	78.0
12	38	13C2-PFOA	414.9 > 369.7	7.04e3	9.13e3	1.0235	0.912	4.54	4.37	9.64	10.3	84.6
13	39	13C5-PFNA	468.2 > 422.9	7.54e3	1.11e4	1.0235	0.944	4.97	4.80	8.51	8.81	72.1
14	40	13C8-PFOSA	506.1 > 77.7	6.22e2	2.05e3	1.0235	0.444	5.02	4.86	3.80	8.36	68.4
15	41	13C8-PFOS	507.0 > 79.9	1.70e3	1.86e3	1.0235	1.038	5.05	4.88	11.4	10.7	87.9
16	55	13C5-PFHxA	318 > 272.9	1.42e4	1.42e4	1.0235	1.000	3.40	3.22	12.5	12.2	100.0
17	56	13C3-PFHxS	401.9 > 79.9	2.67e3	2.67e3	1.0235	1.000	4.17	3.99	12.5	12.2	100.0
18	57	13C8-PFOA	421.3 > 376	9.13e3	9.13e3	1.0235	1.000	4.54	4.36	12.5	12.2	100.0
19	58	13C9-PFNA	472.2 > 426.9	1.11e4	1.11e4	1.0235	1.000	4.97	4.81	12.5	12.2	100.0
20	59	13C4-PFOS	503 > 79.9	1.86e3	1.86e3	1.0235	1.000	5.05	4.88	12.5	12.2	100.0
21	60	13C6-PFDA	519.1 > 473.7	3.43e3	3.43e3	1.0235	1.000	5.34	5.17	12.5	12.2	100.0
22	61	13C7-PFUdA	570.1 > 524.8	2.05e3	2.05e3	1.0235	1.000	5.66	5.50	12.5	12.2	100.0
23	62	Total PFHxS	398.9 > 79.6	2.19e2	1.10e3	1.0235		4.17		2.50	1.25	
24	63	Total PFOA	413 > 368.7	1.94e2	7.04e3	1.0235		4.26		0.344	0.0640	
25	64	Total PFOS	499 > 79.9	6.53e3	1.70e3	1.0235		4.77		48.1	46.3	

AC 12/2/17

Dataset: U:\Q4.PRO\results\171130M1\171130M1-67.qld

Last Altered: Saturday, December 02, 2017 10:39:11 Pacific Standard Time
Printed: Saturday, December 02, 2017 10:39:35 Pacific Standard Time

Method: U:\Q4.PRO\MethDB\PFAS_FULL_80C_112917.mdb 29 Nov 2017 15:16:56
Calibration: U:\Q4.PRO\CurveDB\C18_VAL-PFAS_Q4_11-29-17_FULL.cdb 29 Nov 2017 15:34:31

Name: 171130M1_67, Date: 30-Nov-2017, Time: 21:27:17, ID: 1701663-10 TRUAX-08-SB01-110717-5.0-5.5 1.16, Description: TRUAX-08-SB01-110717-5.0-5.5

PFBS

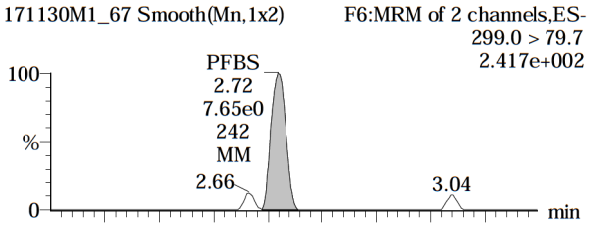

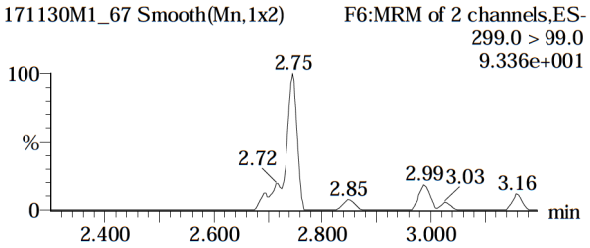

PFHpA

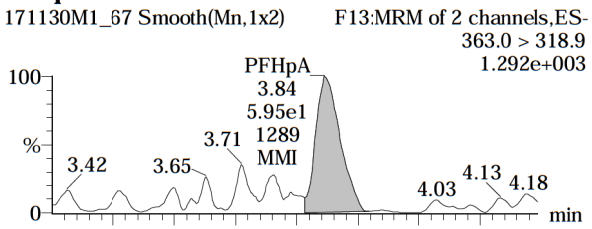

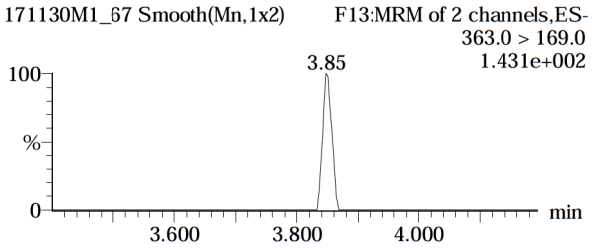

Total PFHxS

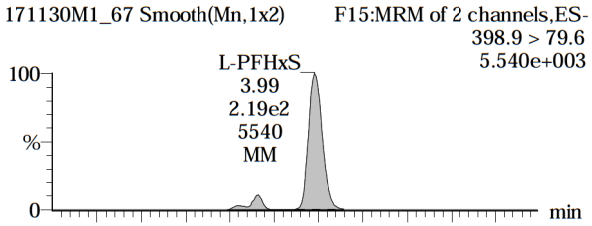

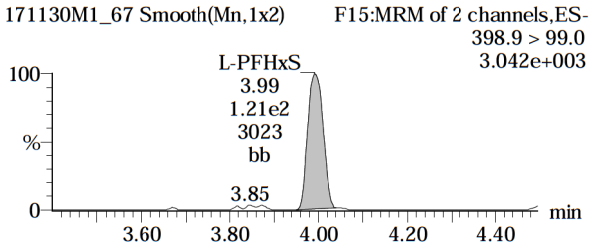

13C3-PFBS

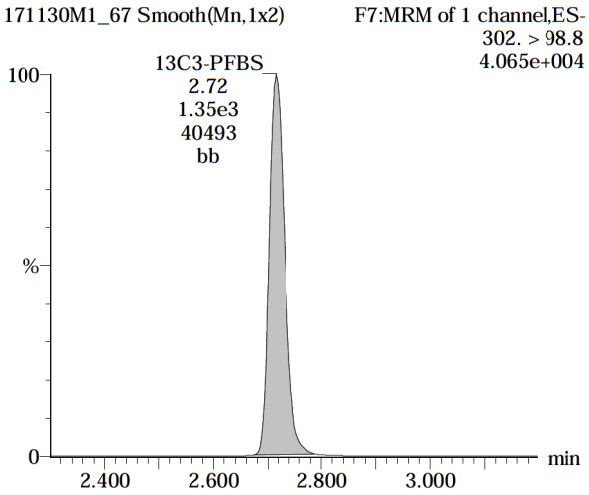

13C4-PFHpA

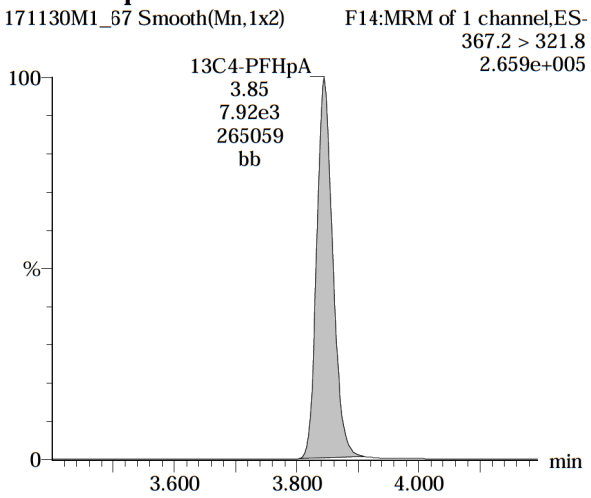

18O2-PFHxS

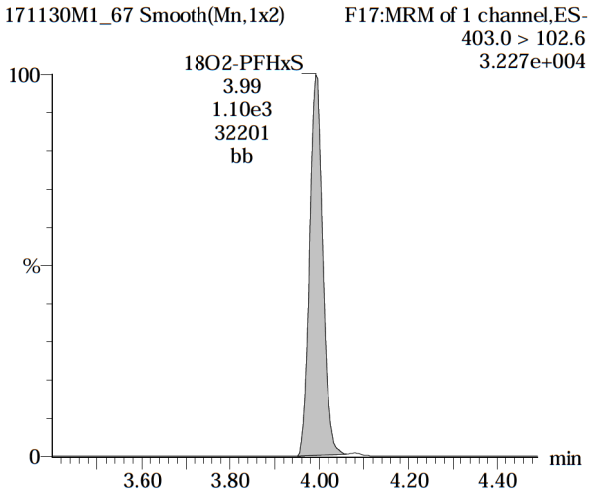

AC 12/2/17

Dataset: U:\Q4.PRO\results\171130M1\171130M1-67.qld

Last Altered: Saturday, December 02, 2017 10:39:11 Pacific Standard Time
Printed: Saturday, December 02, 2017 10:39:35 Pacific Standard Time

Name: 171130M1_67, Date: 30-Nov-2017, Time: 21:27:17, ID: 1701663-10 TRUAX-08-SB01-110717-5.0-5.5 1.16, Description: TRUAX-08-SB01-110717-5.0-5.5

Total PFOA

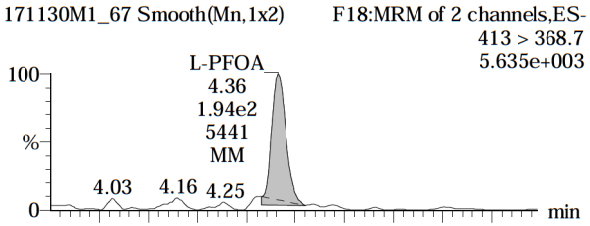

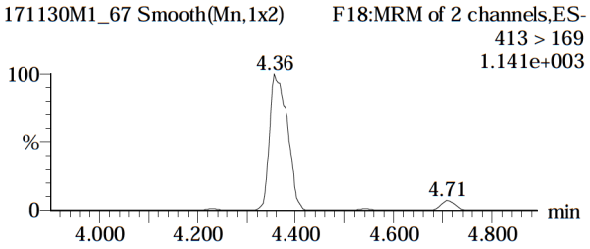

PFNA

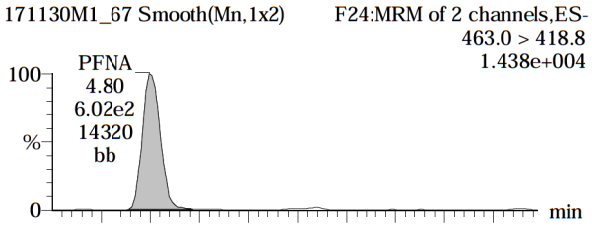

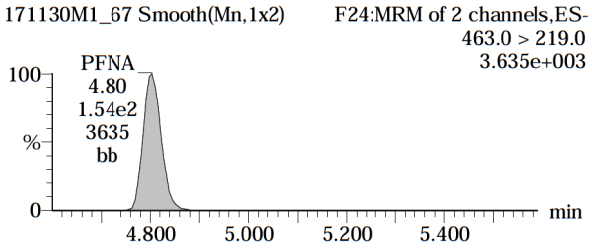

Total PFOS

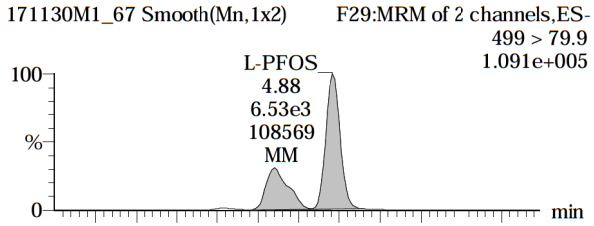

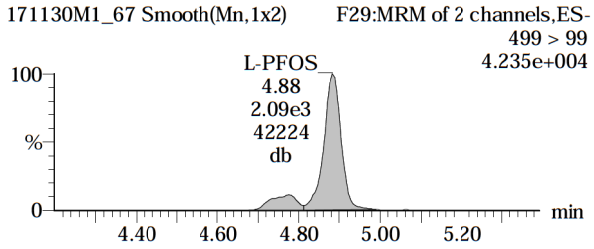

13C2-PFOA

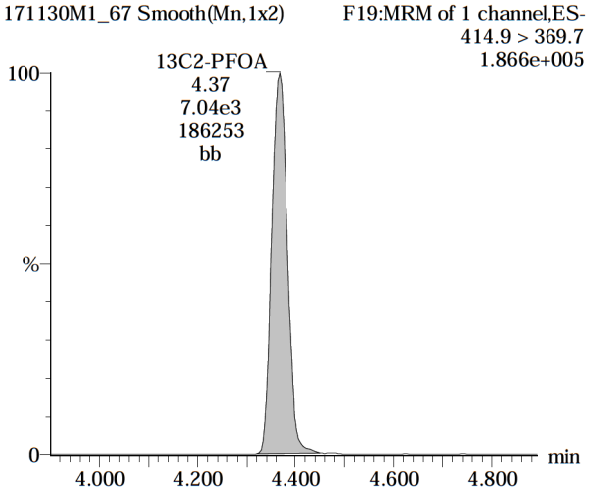

13C5-PFNA

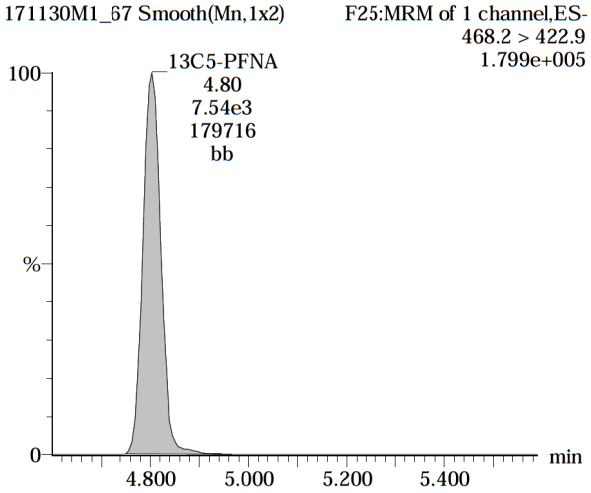

13C8-PFOS

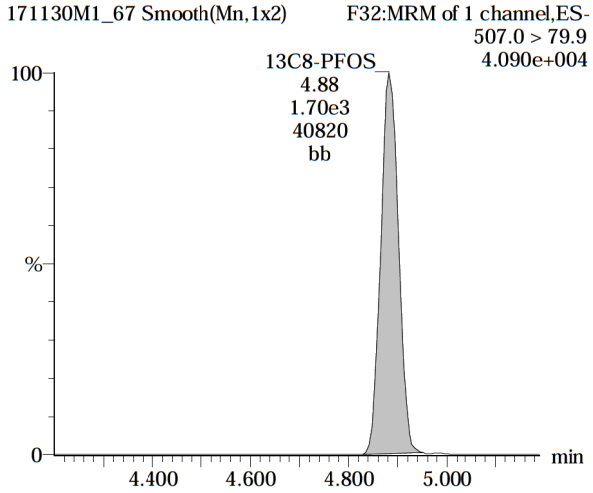

AC 12/2/17

Dataset: U:\Q4.PRO\results\171130M1\171130M1-67.qld

Last Altered: Saturday, December 02, 2017 10:39:11 Pacific Standard Time
Printed: Saturday, December 02, 2017 10:39:35 Pacific Standard Time

Name: 171130M1_67, Date: 30-Nov-2017, Time: 21:27:17, ID: 1701663-10 TRUAX-08-SB01-110717-5.0-5.5 1.16, Description: TRUAX-08-SB01-110717-5.0-5.5

TCDA

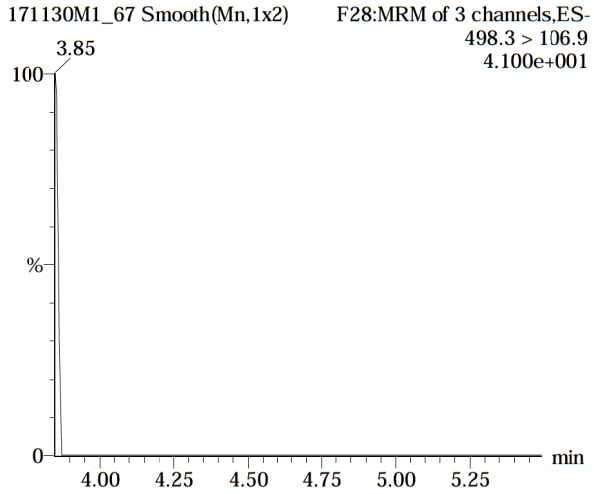

13C5-PFHxA

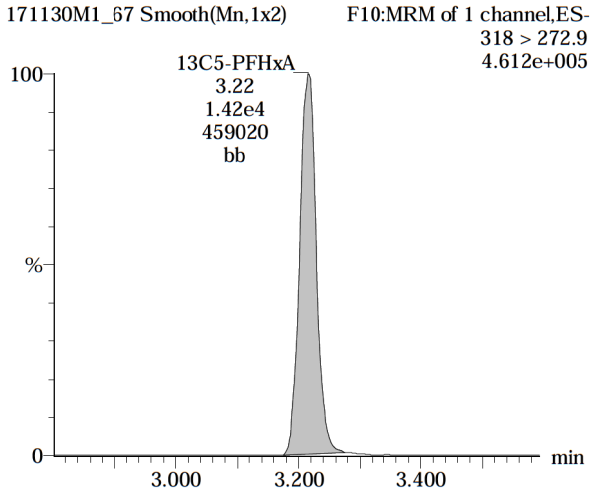

13C3-PFHxS

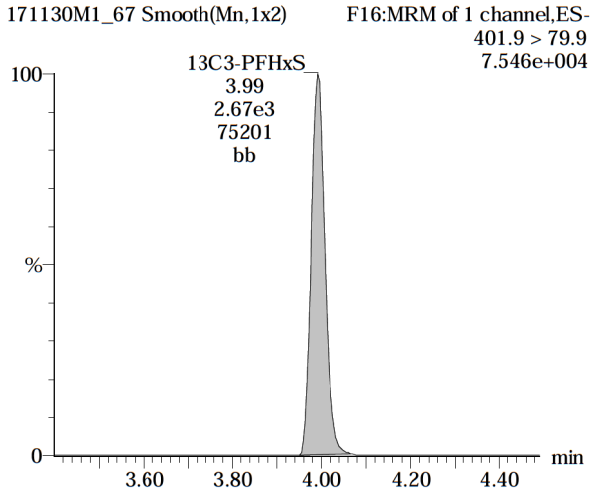

13C8-PFOS

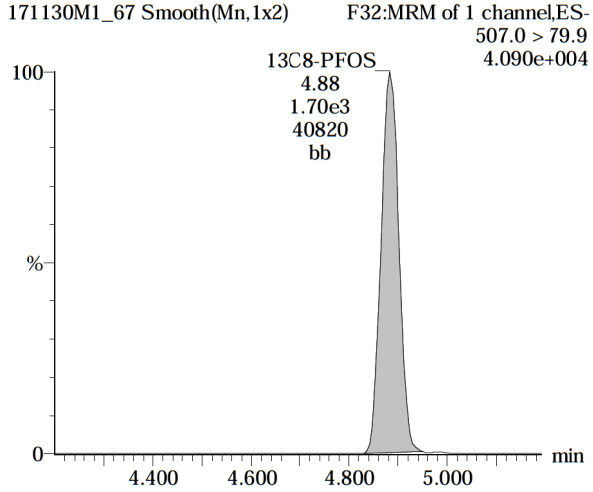

13C8-PFOA

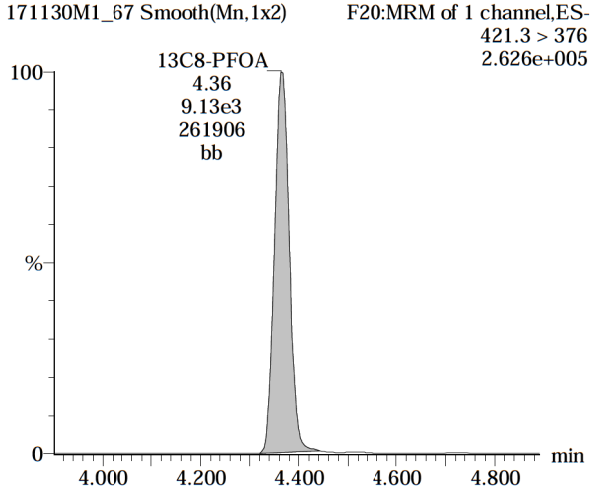

13C9-PFNA

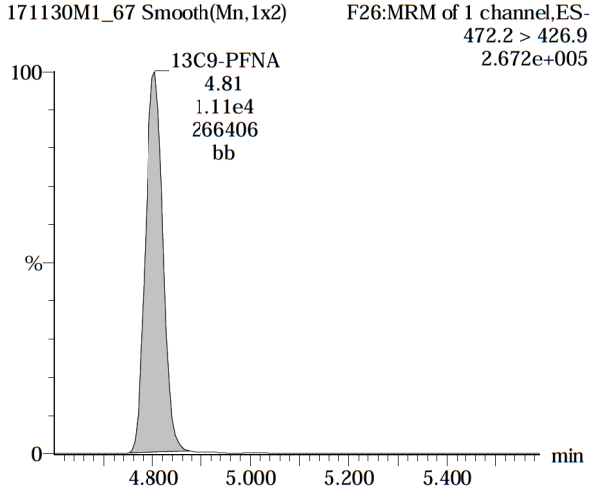

AC 12/2/17

Dataset: U:\Q4.PRO\results\171130M1\171130M1-67.qld

Last Altered: Saturday, December 02, 2017 10:39:11 Pacific Standard Time
Printed: Saturday, December 02, 2017 10:39:35 Pacific Standard Time

Name: 171130M1_67, Date: 30-Nov-2017, Time: 21:27:17, ID: 1701663-10 TRUAX-08-SB01-110717-5.0-5.5 1.16, Description: TRUAX-08-SB01-110717-5.0-5.5

13C4-PFOS

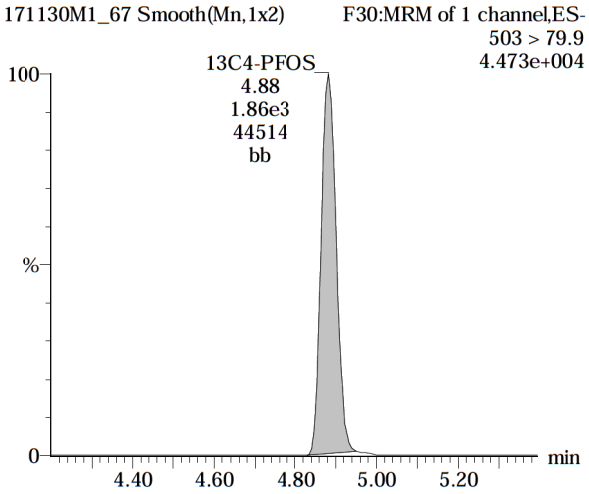

AC 12/2/17

Vista Analytical Laboratory

Rev'd: MM 12/1/17

Dataset: U:\Q4.PRO\results\171130M1\171130M1-68.qld

Last Altered: Saturday, December 02, 2017 10:41:06 Pacific Standard Time
Printed: Saturday, December 02, 2017 10:41:27 Pacific Standard Time

Method: U:\Q4.PRO\MethDB\PFAS_FULL_80C_112917.mdb 29 Nov 2017 15:16:56
Calibration: U:\Q4.PRO\CurveDB\C18_VAL-PFAS_Q4_11-29-17_FULL.cdb 29 Nov 2017 15:34:31

Name: 171130M1_68, Date: 30-Nov-2017, Time: 21:38:27, ID: 1701663-11 TRUAX-06-SB03-4.5-5.5 1.27, Description: TRUAX-06-SB03-4.5-5.5

	#	Name	Trace	Area	IS Area	Wt./Vol.	RRF	Pred.RT	RT	y Axis Resp.	Conc.	%Rec
1	3	PFBS	299.0 > 79.7		1.17e3	1.0786		2.90				
2	5	PFHpA	363.0 > 318.9	2.59e1	6.90e3	1.0786		4.03	3.84	0.0469		
3	6	L-PFHxS	398.9 > 79.6	4.43e1	9.75e2	1.0786		4.19	4.00	0.568	0.326	
4	9	L-PFOA	413 > 368.7	1.32e2	7.85e3	1.0786		4.26	4.37	0.211		
5	12	PFNA	463.0 > 418.8	7.78e1	7.34e3	1.0786		5.00	4.80	0.132	0.0708	
6	14	L-PFOS	499 > 79.9	3.78e2	2.07e3	1.0786		5.08	4.89	2.28	2.13	
7	33	13C3-PFBS	302. > 98.8	1.17e3	1.42e4	1.0786	0.094	2.90	2.72	1.03	10.2	88.0
8	34	13C2-PFHxA	315 > 269.8	3.53e3	1.42e4	1.0786	0.738	3.40	3.22	3.11	3.91	84.4
9	35	13C4-PFHpA	367.2 > 321.8	6.90e3	1.42e4	1.0786	0.580	4.03	3.85	6.08	9.72	83.9
10	36	18O2-PFHxS	403.0 > 102.6	9.75e2	2.69e3	1.0786	0.438	4.17	4.00	4.54	9.60	82.9
11	37	13C2-6:2 FTS	429.1 > 408.9	2.26e3	1.04e4	1.0786	0.279	4.49	4.31	2.72	9.07	78.2
12	38	13C2-PFOA	414.9 > 369.7	7.85e3	1.04e4	1.0786	0.912	4.54	4.37	9.45	9.61	82.9
13	39	13C5-PFNA	468.2 > 422.9	7.34e3	1.15e4	1.0786	0.944	4.97	4.80	7.96	7.82	67.4
14	40	13C8-PFOSA	506.1 > 77.7	4.81e2	3.82e3	1.0786	0.444	5.02	4.86	1.57	3.29	28.4
15	41	13C8-PFOS	507.0 > 79.9	2.07e3	2.34e3	1.0786	1.038	5.05	4.88	11.1	9.89	85.3
16	55	13C5-PFHxA	318 > 272.9	1.42e4	1.42e4	1.0786	1.000	3.40	3.22	12.5	11.6	100.0
17	56	13C3-PFHxS	401.9 > 79.9	2.69e3	2.69e3	1.0786	1.000	4.17	3.99	12.5	11.6	100.0
18	57	13C8-PFOA	421.3 > 376	1.04e4	1.04e4	1.0786	1.000	4.54	4.37	12.5	11.6	100.0
19	58	13C9-PFNA	472.2 > 426.9	1.15e4	1.15e4	1.0786	1.000	4.97	4.81	12.5	11.6	100.0
20	59	13C4-PFOS	503 > 79.9	2.34e3	2.34e3	1.0786	1.000	5.05	4.89	12.5	11.6	100.0
21	60	13C6-PFDA	519.1 > 473.7	4.63e3	4.63e3	1.0786	1.000	5.34	5.18	12.5	11.6	100.0
22	61	13C7-PFUdA	570.1 > 524.8	3.82e3	3.82e3	1.0786	1.000	5.66	5.50	12.5	11.6	100.0
23	62	Total PFHxS	398.9 > 79.6	4.43e1	9.75e2	1.0786		4.17		0.568	0.326	
24	63	Total PFOA	413 > 368.7	1.32e2	7.85e3	1.0786		4.26		0.000		
25	64	Total PFOS	499 > 79.9	3.78e2	2.07e3	1.0786		4.77		2.28	2.13	

AC 12/2/17

Vista Analytical Laboratory

Rev'd: MM 12/1/17

Dataset: U:\Q4.PRO\results\171130M1\171130M1-68.qld

Last Altered: Saturday, December 02, 2017 10:41:06 Pacific Standard Time
Printed: Saturday, December 02, 2017 10:41:27 Pacific Standard Time

Method: U:\Q4.PRO\MethDB\PFAS_FULL_80C_112917.mdb 29 Nov 2017 15:16:56
Calibration: U:\Q4.PRO\CurveDB\C18_VAL-PFAS_Q4_11-29-17_FULL.cdb 29 Nov 2017 15:34:31

Name: 171130M1_68, Date: 30-Nov-2017, Time: 21:38:27, ID: 1701663-11 TRUAX-06-SB03-4.5-5.5 1.27, Description: TRUAX-06-SB03-4.5-5.5

PFBS

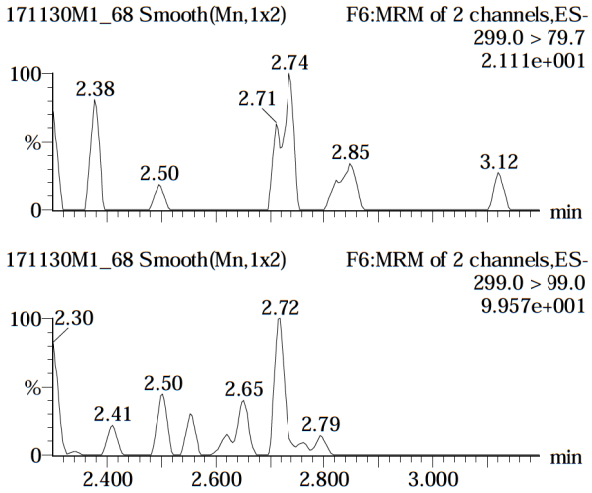

PFHpA

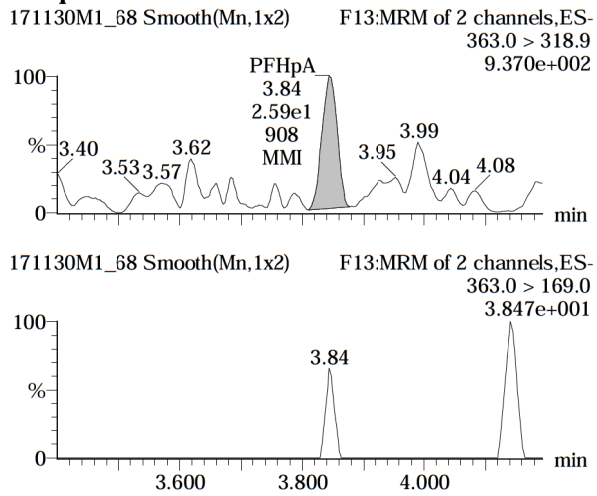

Total PFHxS

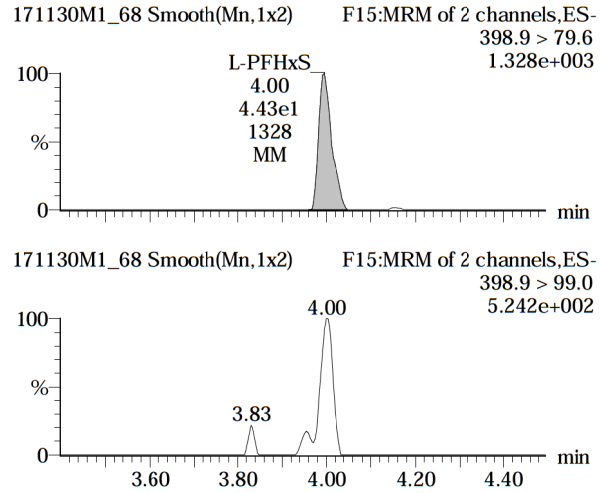

13C3-PFBS

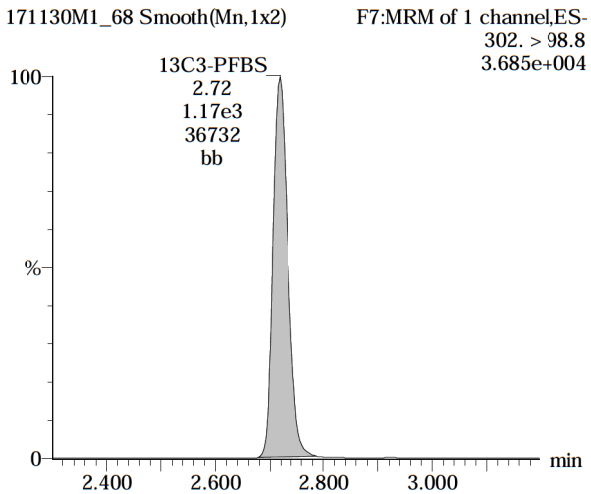

13C4-PFHpA

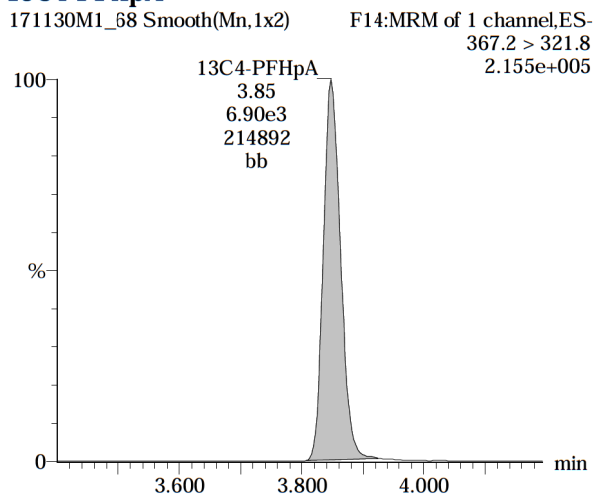

18O2-PFHxS

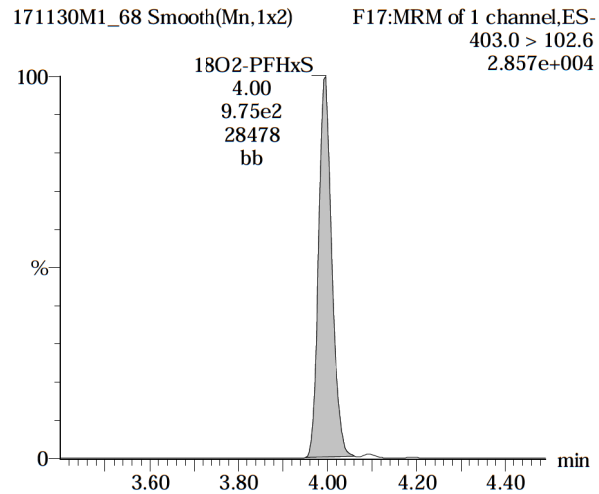

AC 12/2/17

Dataset: U:\Q4.PRO\results\171130M1\171130M1-68.qld

Last Altered: Saturday, December 02, 2017 10:41:06 Pacific Standard Time
Printed: Saturday, December 02, 2017 10:41:27 Pacific Standard Time

Name: 171130M1_68, Date: 30-Nov-2017, Time: 21:38:27, ID: 1701663-11 TRUAX-06-SB03-4.5-5.5 1.27, Description: TRUAX-06-SB03-4.5-5.5

Total PFOA

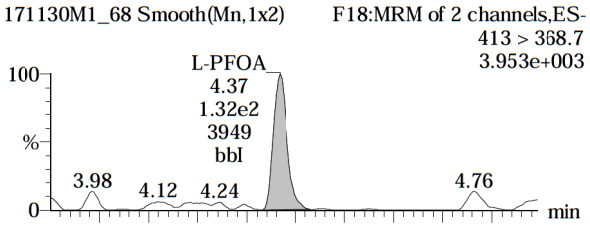

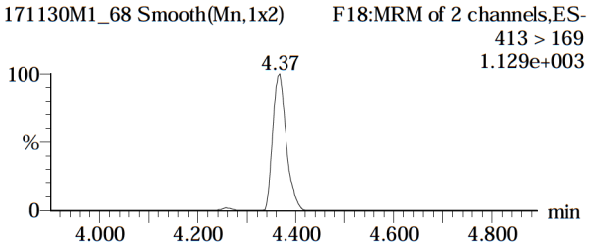

PFNA

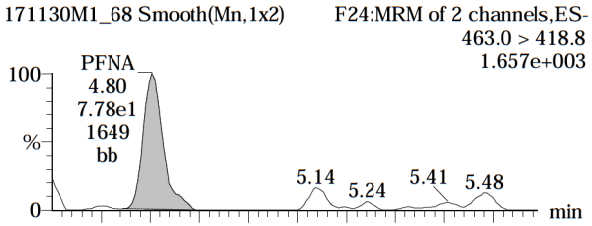

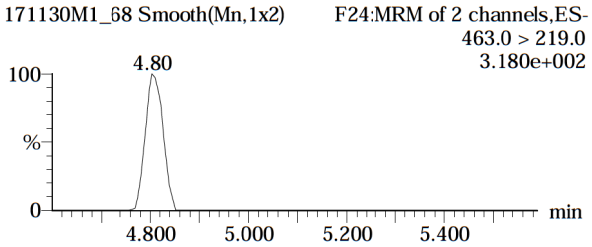

Total PFOS

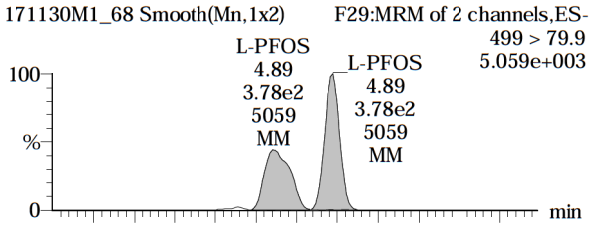

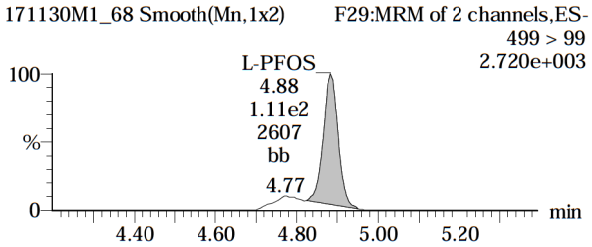

13C2-PFOA

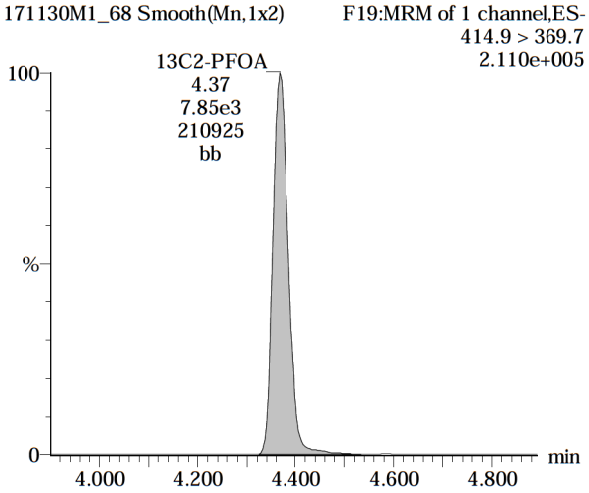

13C5-PFNA

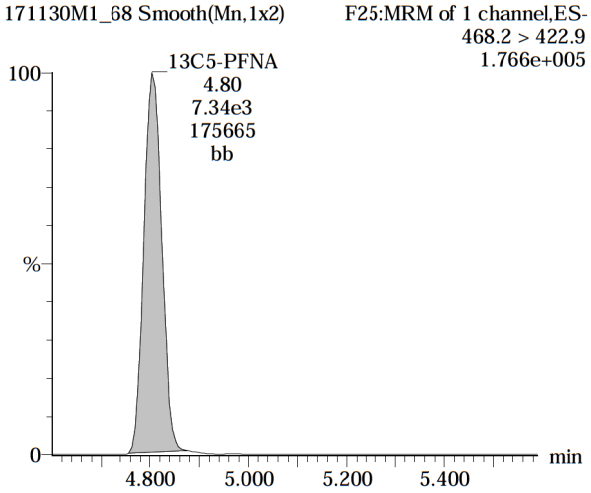

13C8-PFOS

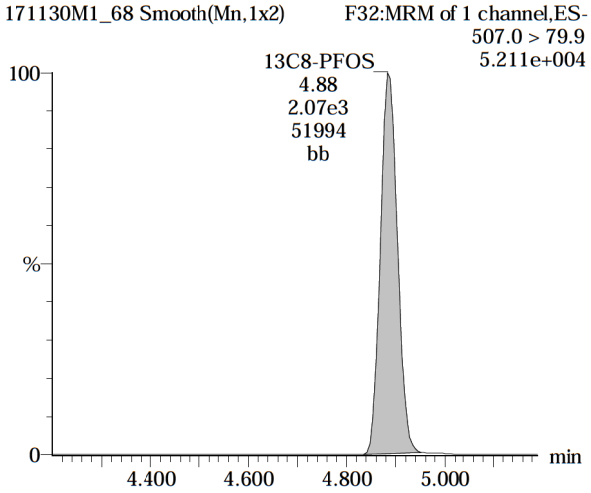

AC 12/2/17

Dataset: U:\Q4.PRO\results\171130M1\171130M1-68.qld

Last Altered: Saturday, December 02, 2017 10:41:06 Pacific Standard Time
Printed: Saturday, December 02, 2017 10:41:27 Pacific Standard Time

Name: 171130M1_68, Date: 30-Nov-2017, Time: 21:38:27, ID: 1701663-11 TRUAX-06-SB03-4.5-5.5 1.27, Description: TRUAX-06-SB03-4.5-5.5

TCDA

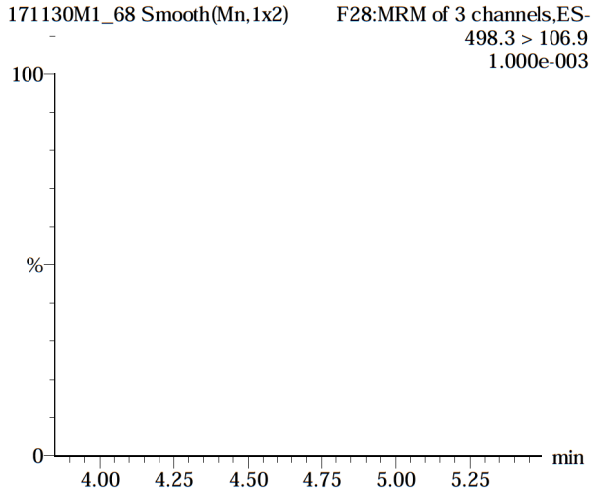

13C5-PFHxA

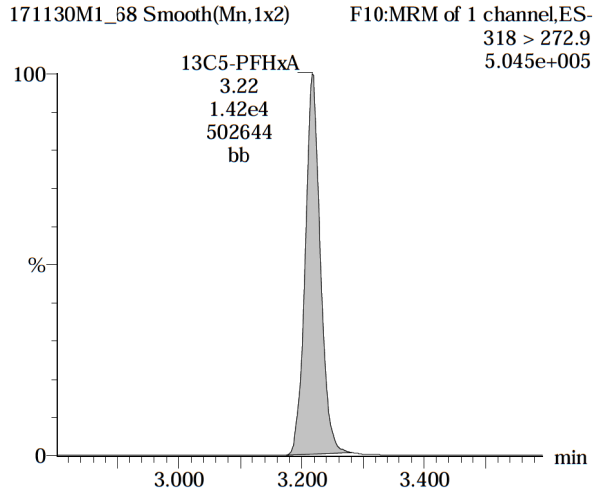

13C3-PFHxS

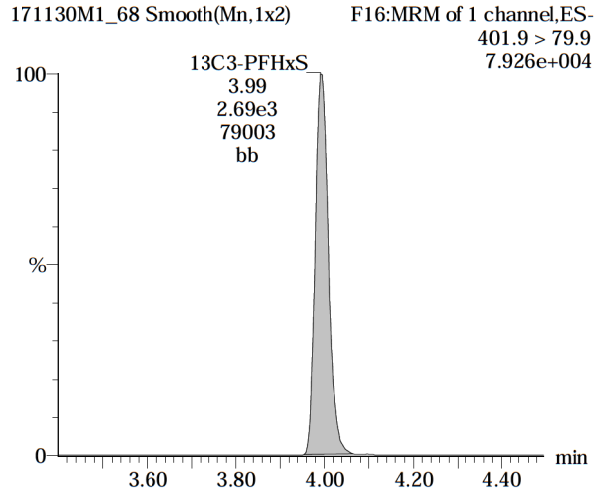

13C8-PFOS

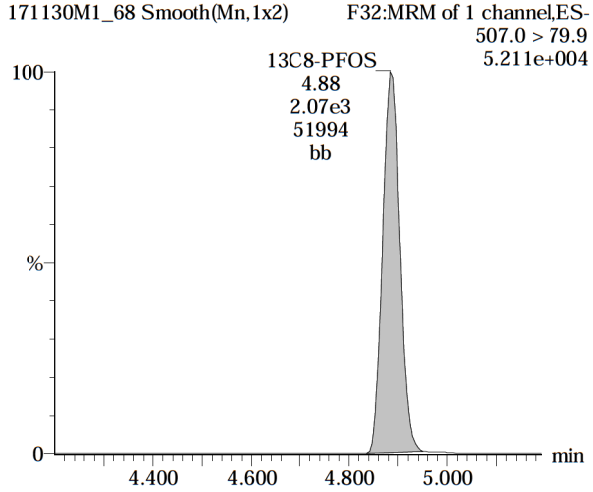

13C8-PFOA

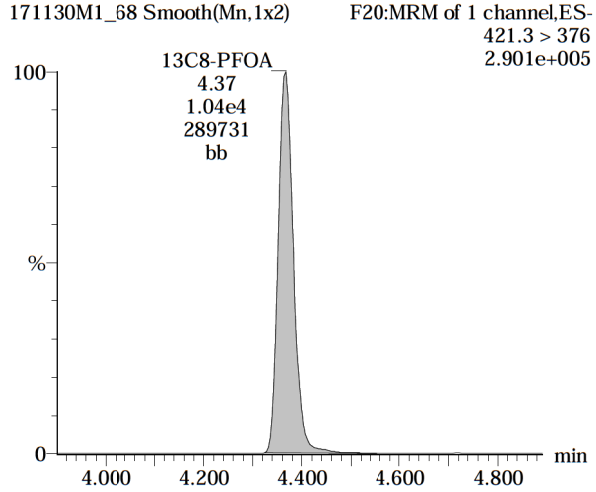

13C9-PFNA

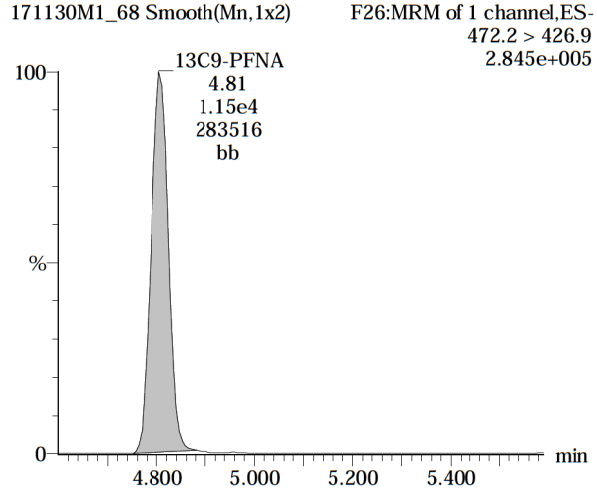

AC 12/2/17

Vista Analytical Laboratory

Rev'd: MM 12/1/17

Dataset: U:\Q4.PRO\results\171130M1\171130M1-68.qld

Last Altered: Saturday, December 02, 2017 10:41:06 Pacific Standard Time
Printed: Saturday, December 02, 2017 10:41:27 Pacific Standard Time

Name: 171130M1_68, Date: 30-Nov-2017, Time: 21:38:27, ID: 1701663-11 TRUAX-06-SB03-4.5-5.5 1.27, Description: TRUAX-06-SB03-4.5-5.5

13C4-PFOS

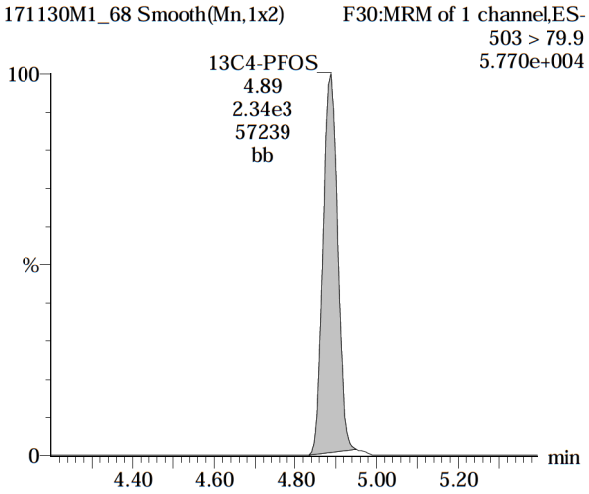

AC 12/2/17

Vista Analytical Laboratory

Rev'd: MM 12/1/17

Dataset: U:\Q4.PRO\results\171201M1\171201M1-17.qld

Last Altered: Friday, December 01, 2017 20:00:42 Pacific Standard Time
Printed: Friday, December 01, 2017 20:00:52 Pacific Standard Time

Method: U:\Q4.PRO\MethDB\PFAS_FULL_80C_113017.mdb 01 Dec 2017 12:18:40
Calibration: U:\Q4.PRO\CurveDB\C18_VAL-PFAS_Q4_11-30-17_FULL.cdb 01 Dec 2017 12:17:32

Name: 171201M1_17, Date: 01-Dec-2017, Time: 17:58:53, ID: 1701663-12 TRUAX-06-SB03-7.0-7.5 1.21, Description: TRUAX-06-SB03-7.0-7.5

	#	Name	Trace	Area	IS Area	Wt./Vol.	RRF	Pred.RT	RT	y Axis Resp.	Conc.	%Rec
1	3	PFBS	299.0 > 79.7		1.26e3	1.0670		2.90				
2	5	PFHpA	363.0 > 318.9	4.44e1	6.71e3	1.0670		4.03	3.83	0.0826	0.0312	
3	6	L-PFHxS	398.9 > 79.6	4.30e1	9.02e2	1.0670		4.19	3.98	0.596	0.287	
4	9	L-PFOA	413 > 368.7	1.98e2	6.87e3	1.0670		4.26	4.35	0.361	0.131	
5	12	PFNA	463.0 > 418.8		7.28e3	1.0670		5.00				
6	14	L-PFOS	499 > 79.9		1.75e3	1.0670		5.08				
7	33	13C3-PFBS	302. > 98.8	1.26e3	1.36e4	1.0670	0.092	2.90	2.71	1.16	11.8	100.9
8	34	13C2-PFHxA	315 > 269.8	3.24e3	1.36e4	1.0670	0.738	3.40	3.21	2.98	3.78	80.7
9	35	13C4-PFHpA	367.2 > 321.8	6.71e3	1.36e4	1.0670	0.564	4.03	3.83	6.16	10.2	87.4
10	36	18O2-PFHxS	403.0 > 102.6	9.02e2	2.53e3	1.0670	0.407	4.17	3.98	4.46	10.3	87.6
11	37	13C2-6:2 FTS	429.1 > 408.9	2.34e3	1.00e4	1.0670	0.265	4.49	4.29	2.92	10.3	88.3
12	38	13C2-PFOA	414.9 > 369.7	6.87e3	1.00e4	1.0670	1.026	4.54	4.35	8.59	7.84	66.9
13	39	13C5-PFNA	468.2 > 422.9	7.28e3	1.05e4	1.0670	0.942	4.97	4.78	8.64	8.60	73.4
14	40	13C8-PFOSA	506.1 > 77.7	4.42e2	2.91e3	1.0670	0.360	5.02	4.84	1.90	4.94	42.2
15	41	13C8-PFOS	507.0 > 79.9	1.75e3	2.03e3	1.0670	1.023	5.05	4.87	10.8	9.90	84.5
16	55	13C5-PFHxA	318 > 272.9	1.36e4	1.36e4	1.0670	1.000	3.40	3.21	12.5	11.7	100.0
17	56	13C3-PFHxS	401.9 > 79.9	2.53e3	2.53e3	1.0670	1.000	4.17	3.98	12.5	11.7	100.0
18	57	13C8-PFOA	421.3 > 376	1.00e4	1.00e4	1.0670	1.000	4.54	4.35	12.5	11.7	100.0
19	58	13C9-PFNA	472.2 > 426.9	1.05e4	1.05e4	1.0670	1.000	4.97	4.78	12.5	11.7	100.0
20	59	13C4-PFOS	503 > 79.9	2.03e3	2.03e3	1.0670	1.000	5.05	4.87	12.5	11.7	100.0
21	60	13C6-PFDA	519.1 > 473.7	4.87e3	4.87e3	1.0670	1.000	5.34	5.16	12.5	11.7	100.0
22	61	13C7-PFUdA	570.1 > 524.8	2.91e3	2.91e3	1.0670	1.000	5.66	5.48	12.5	11.7	100.0
23	62	Total PFHxS	398.9 > 79.6	4.30e1	9.02e2	1.0670		4.17		0.596	0.287	
24	63	Total PFOA	413 > 368.7	1.98e2	6.87e3	1.0670		4.26		0.361	0.131	
25	64	Total PFOS	499 > 79.9	0.00e0	1.75e3	1.0670		4.77		0.000		

AC 12/1/17

Vista Analytical Laboratory

Rev'd: MM 12/1/17

Dataset: U:\Q4.PRO\results\171201M1\171201M1-17.qld

Last Altered: Friday, December 01, 2017 20:00:42 Pacific Standard Time
Printed: Friday, December 01, 2017 20:00:52 Pacific Standard Time

Method: U:\Q4.PRO\MethDB\PFAS_FULL_80C_113017.mdb 01 Dec 2017 12:18:40
Calibration: U:\Q4.PRO\CurveDB\C18_VAL-PFAS_Q4_11-30-17_FULL.cdb 01 Dec 2017 12:17:32

Name: 171201M1_17, Date: 01-Dec-2017, Time: 17:58:53, ID: 1701663-12 TRUAX-06-SB03-7.0-7.5 1.21, Description: TRUAX-06-SB03-7.0-7.5

PFBS

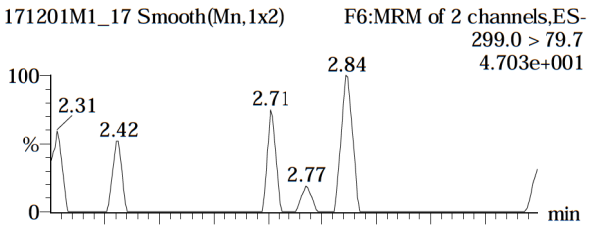

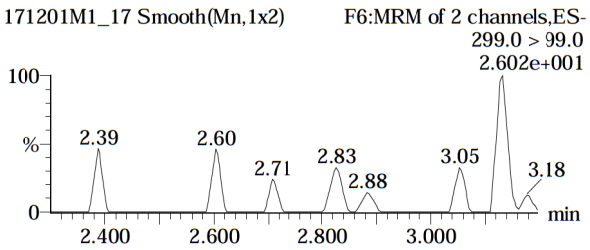

PFHpA

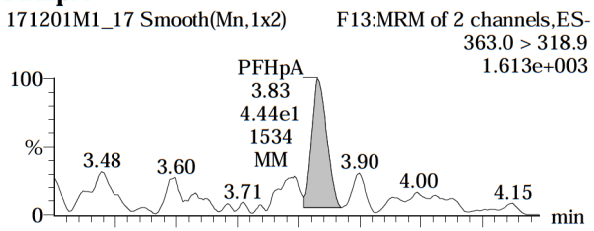

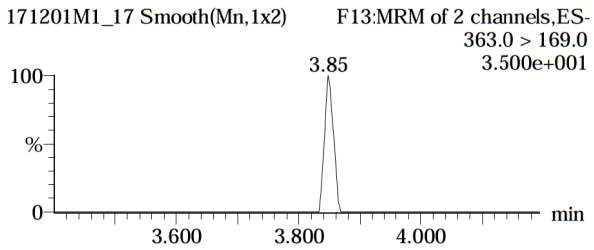

Total PFHxS

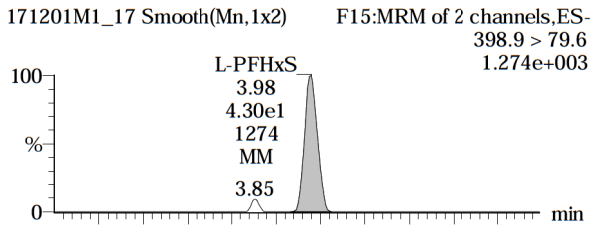

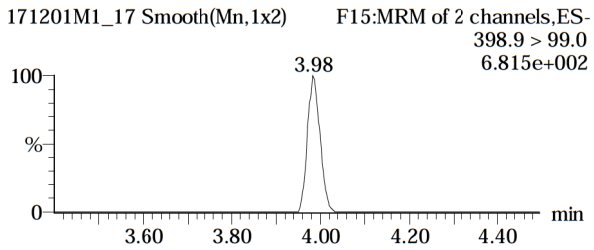

13C3-PFBS

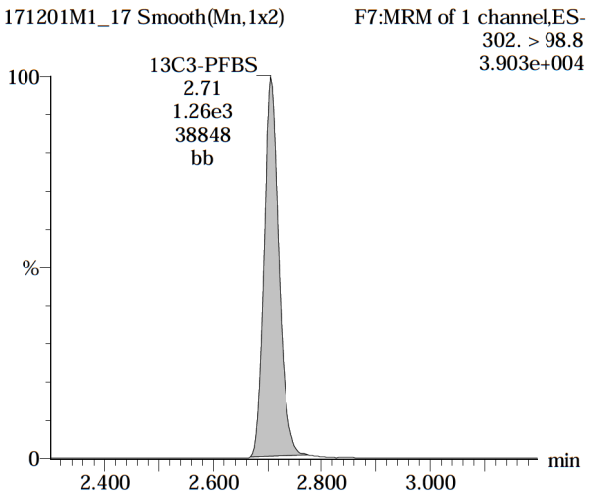

13C4-PFHpA

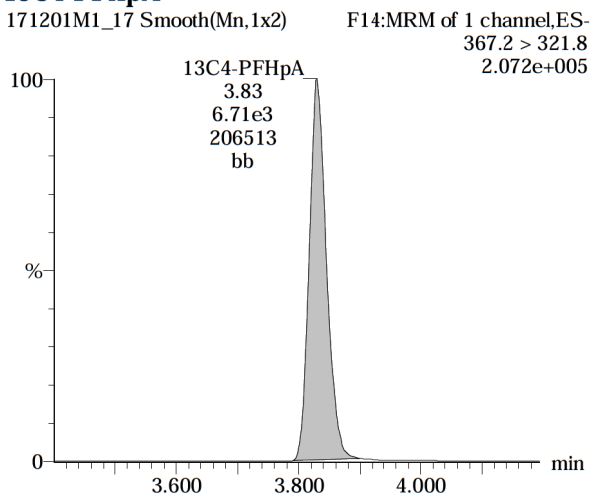

18O2-PFHxS

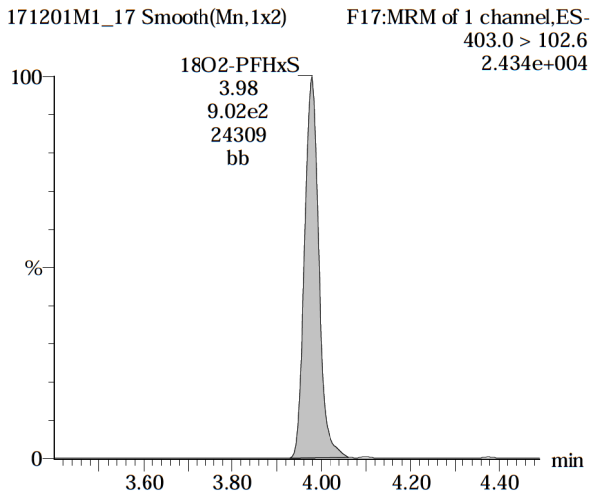

AC 12/1/17

Dataset: U:\Q4.PRO\results\171201M1\171201M1-17.qld

Last Altered: Friday, December 01, 2017 20:00:42 Pacific Standard Time
Printed: Friday, December 01, 2017 20:00:52 Pacific Standard Time

Name: 171201M1_17, Date: 01-Dec-2017, Time: 17:58:53, ID: 1701663-12 TRUAX-06-SB03-7.0-7.5 1.21, Description: TRUAX-06-SB03-7.0-7.5

Total PFOA

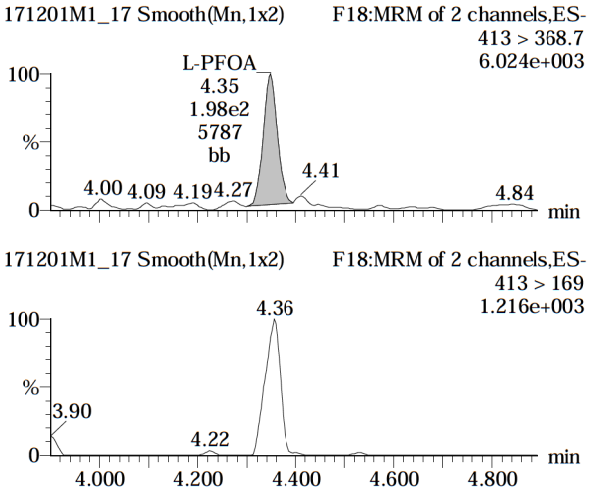

PFNA

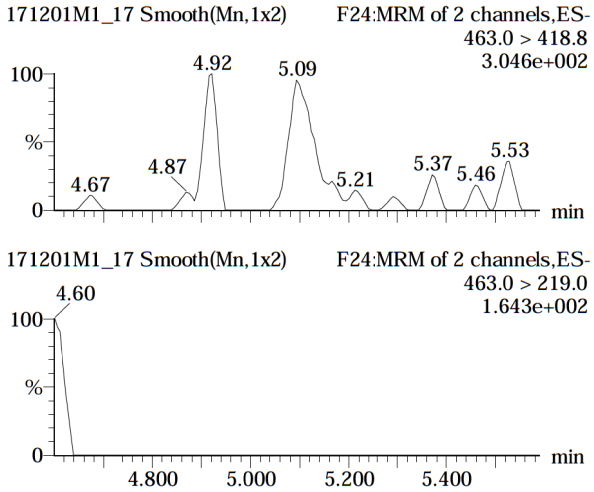

Total PFOS

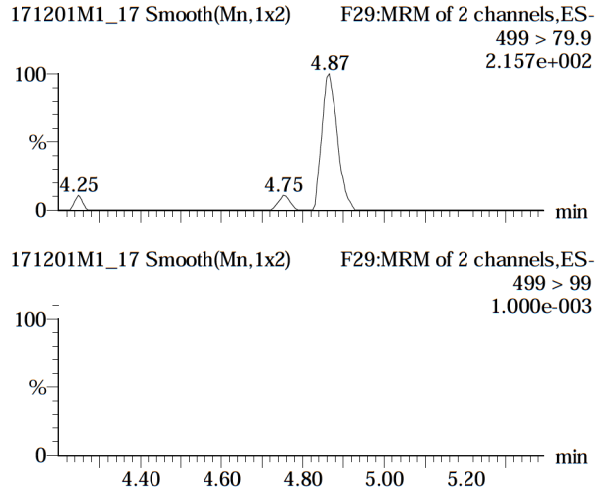

13C2-PFOA

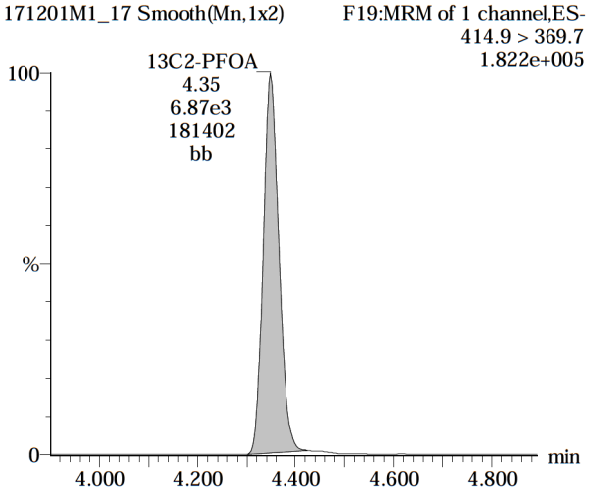

13C5-PFNA

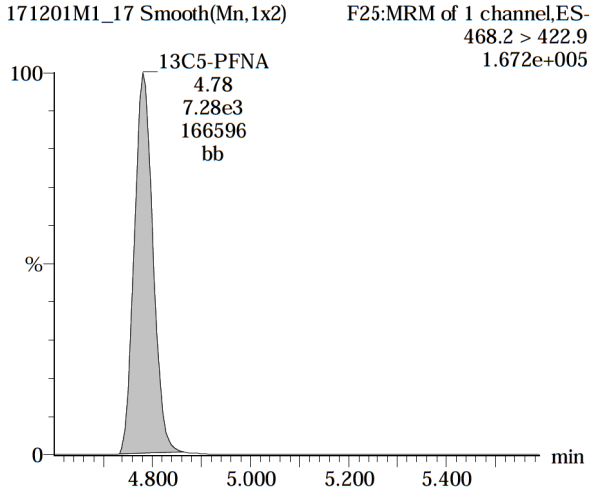

13C8-PFOS

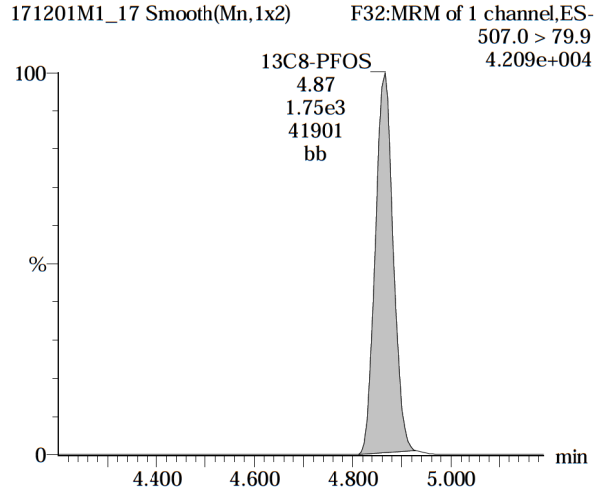

AC 12/1/17

Dataset: U:\Q4.PRO\results\171201M1\171201M1-17.qld

Last Altered: Friday, December 01, 2017 20:00:42 Pacific Standard Time
Printed: Friday, December 01, 2017 20:00:52 Pacific Standard Time

Name: 171201M1_17, Date: 01-Dec-2017, Time: 17:58:53, ID: 1701663-12 TRUAX-06-SB03-7.0-7.5 1.21, Description: TRUAX-06-SB03-7.0-7.5

TCDA

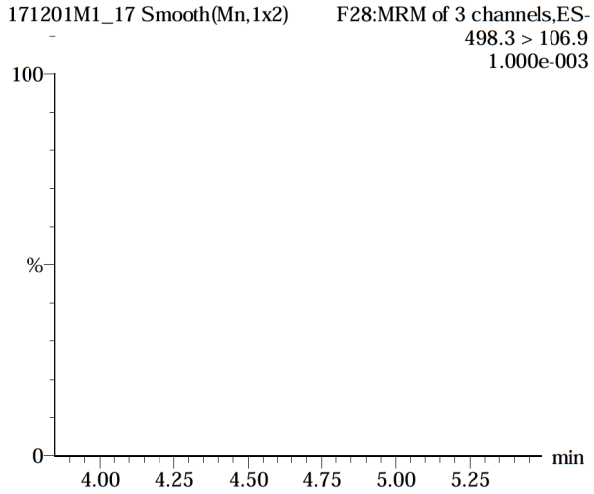

13C5-PFHxA

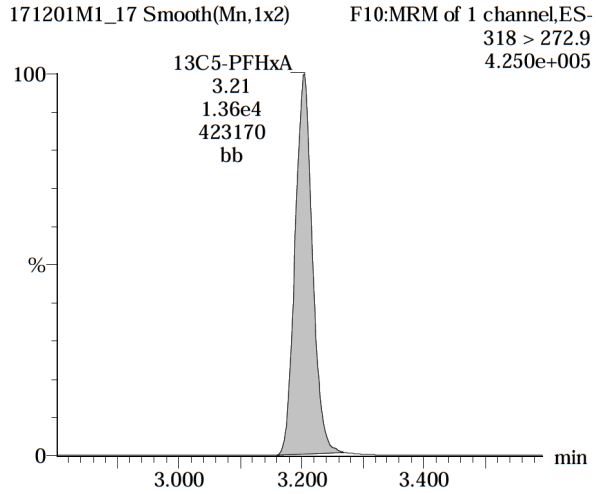

13C3-PFHxS

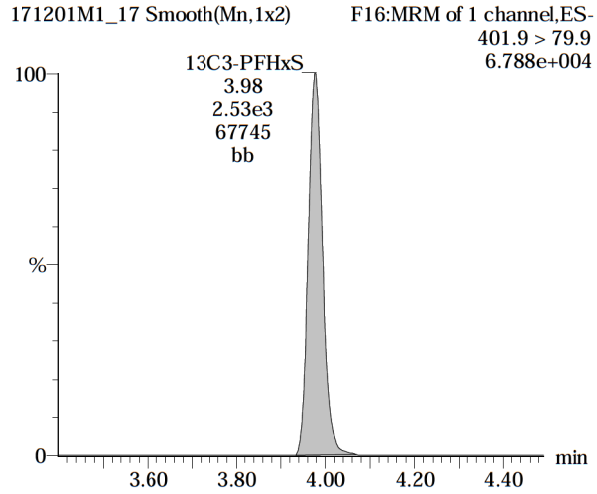

13C8-PFOS

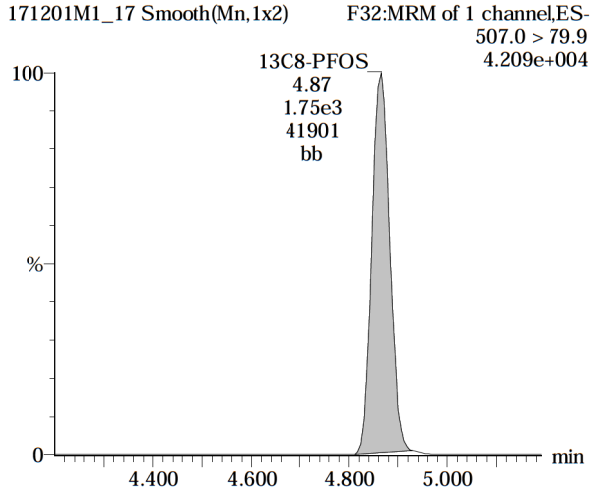

13C8-PFOA

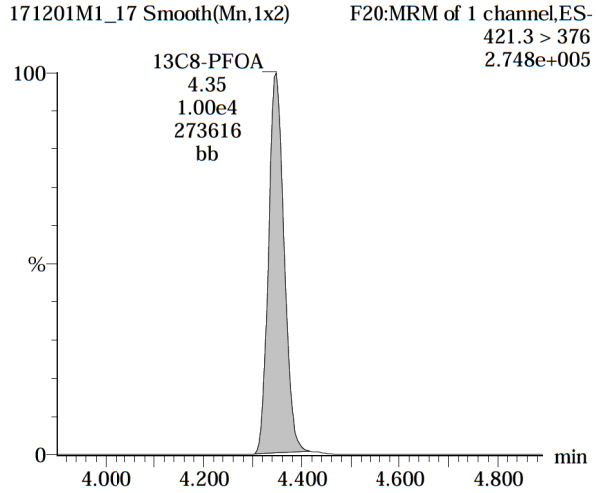

13C9-PFNA

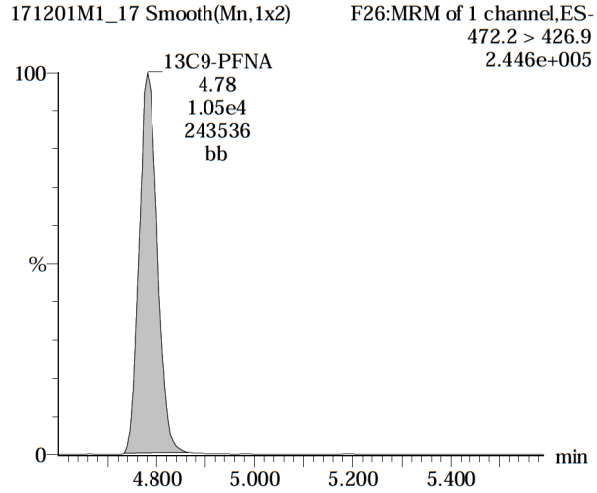

AC 12/1/17

Vista Analytical Laboratory

Rev'd: MM 12/1/17

Dataset: U:\Q4.PRO\results\171201M1\171201M1-17.qld

Last Altered: Friday, December 01, 2017 20:00:42 Pacific Standard Time
Printed: Friday, December 01, 2017 20:00:52 Pacific Standard Time

Name: 171201M1_17, Date: 01-Dec-2017, Time: 17:58:53, ID: 1701663-12 TRUAX-06-SB03-7.0-7.5 1.21, Description: TRUAX-06-SB03-7.0-7.5

13C4-PFOS

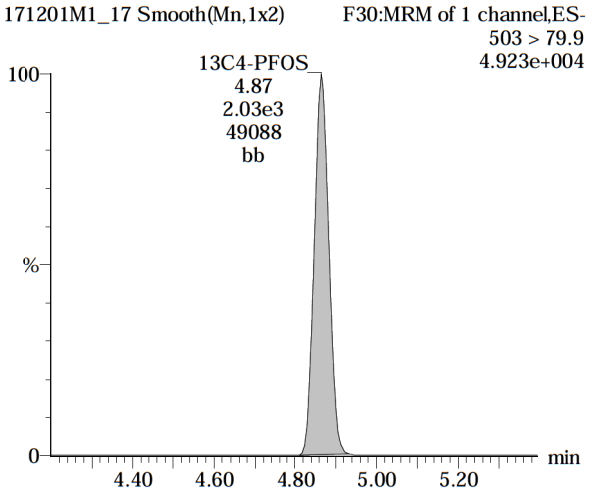

AC 12/1/17

Vista Analytical Laboratory

Rev'd: MM 12/1/17

Dataset: U:\Q4.PRO\results\171130M1\171130M1-70.qld

Last Altered: Friday, December 01, 2017 20:59:22 Pacific Standard Time
Printed: Friday, December 01, 2017 20:59:48 Pacific Standard Time

Method: U:\Q4.PRO\MethDB\PFAS_FULL_80C_112917.mdb 29 Nov 2017 15:16:56
Calibration: U:\Q4.PRO\CurveDB\C18_VAL-PFAS_Q4_11-29-17_FULL.cdb 29 Nov 2017 15:34:31

Name: 171130M1_70, Date: 30-Nov-2017, Time: 22:00:49, ID: 1701663-13 TRUAX-06-SB02-0.5-1.0 1.2, Description: TRUAX-06-SB02-0.5-1.0

	#	Name	Trace	Area	IS Area	Wt./Vol.	RRF	Pred.RT	RT	y Axis Resp.	Conc.	%Rec
1	3	PFBS	299.0 > 79.7		1.23e3	1.0301		2.90				
2	5	PFHpA	363.0 > 318.9	1.46e2	6.86e3	1.0301		4.03	3.84	0.267	0.110	
3	6	L-PFHxS	398.9 > 79.6	4.66e2	9.69e2	1.0301		4.19	3.99	6.01	2.87	
4	9	L-PFOA	413 > 368.7	3.12e2	8.17e3	1.0301		4.26	4.37	0.478	0.196	
5	12	PFNA	463.0 > 418.8	2.72e2	6.79e3	1.0301		5.00	4.80	0.501	0.378	
6	14	L-PFOS	499 > 79.9	2.98e3	2.24e3	1.0301		5.08	4.88	16.6	16.4	
7	33	13C3-PFBS	302. > 98.8	1.23e3	1.41e4	1.0301	0.094	2.90	2.72	1.09	11.3	93.1
8	34	13C2-PFHxA	315 > 269.8	3.65e3	1.41e4	1.0301	0.738	3.40	3.21	3.24	4.26	87.7
9	35	13C4-PFHpA	367.2 > 321.8	6.86e3	1.41e4	1.0301	0.580	4.03	3.84	6.08	10.2	83.9
10	36	18O2-PFHxS	403.0 > 102.6	9.69e2	2.63e3	1.0301	0.438	4.17	3.99	4.61	10.2	84.2
11	37	13C2-6:2 FTS	429.1 > 408.9	1.76e3	1.12e4	1.0301	0.279	4.49	4.31	1.97	6.86	56.5
12	38	13C2-PFOA	414.9 > 369.7	8.17e3	1.12e4	1.0301	0.912	4.54	4.36	9.14	9.74	80.2
13	39	13C5-PFNA	468.2 > 422.9	6.79e3	9.77e3	1.0301	0.944	4.97	4.80	8.69	8.93	73.6
14	40	13C8-PFOSA	506.1 > 77.7	3.27e2	3.75e3	1.0301	0.444	5.02	4.85	1.09	2.38	19.6
15	41	13C8-PFOS	507.0 > 79.9	2.24e3	2.69e3	1.0301	1.038	5.05	4.88	10.4	9.73	80.1
16	55	13C5-PFHxA	318 > 272.9	1.41e4	1.41e4	1.0301	1.000	3.40	3.21	12.5	12.1	100.0
17	56	13C3-PFHxS	401.9 > 79.9	2.63e3	2.63e3	1.0301	1.000	4.17	3.99	12.5	12.1	100.0
18	57	13C8-PFOA	421.3 > 376	1.12e4	1.12e4	1.0301	1.000	4.54	4.36	12.5	12.1	100.0
19	58	13C9-PFNA	472.2 > 426.9	9.77e3	9.77e3	1.0301	1.000	4.97	4.80	12.5	12.1	100.0
20	59	13C4-PFOS	503 > 79.9	2.69e3	2.69e3	1.0301	1.000	5.05	4.88	12.5	12.1	100.0
21	60	13C6-PFDA	519.1 > 473.7	3.73e3	3.73e3	1.0301	1.000	5.34	5.17	12.5	12.1	100.0
22	61	13C7-PFUdA	570.1 > 524.8	3.75e3	3.75e3	1.0301	1.000	5.66	5.50	12.5	12.1	100.0
23	62	Total PFHxS	398.9 > 79.6	4.66e2	9.69e2	1.0301		4.17		6.01	2.87	
24	63	Total PFOA	413 > 368.7	3.12e2	8.17e3	1.0301		4.26		0.478	0.196	
25	64	Total PFOS	499 > 79.9	2.98e3	2.24e3	1.0301		4.77		16.6	16.4	

AC 12/1/17

Dataset: U:\Q4.PRO\results\171130M1\171130M1-70.qld

Last Altered: Friday, December 01, 2017 20:59:22 Pacific Standard Time
Printed: Friday, December 01, 2017 20:59:48 Pacific Standard Time

Method: U:\Q4.PRO\MethDB\PFAS_FULL_80C_112917.mdb 29 Nov 2017 15:16:56
Calibration: U:\Q4.PRO\CurveDB\C18_VAL-PFAS_Q4_11-29-17_FULL.cdb 29 Nov 2017 15:34:31

Name: 171130M1_70, Date: 30-Nov-2017, Time: 22:00:49, ID: 1701663-13 TRUAX-06-SB02-0.5-1.0 1.2, Description: TRUAX-06-SB02-0.5-1.0

PFBS

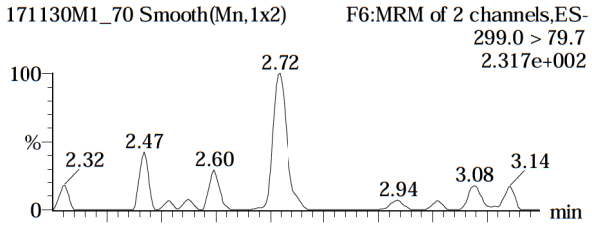

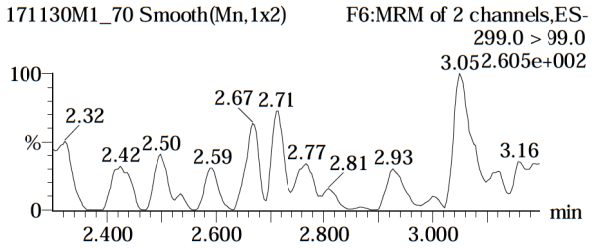

PFHpA

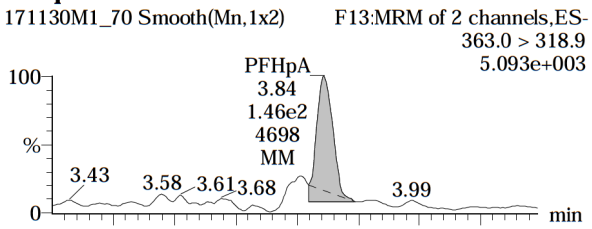

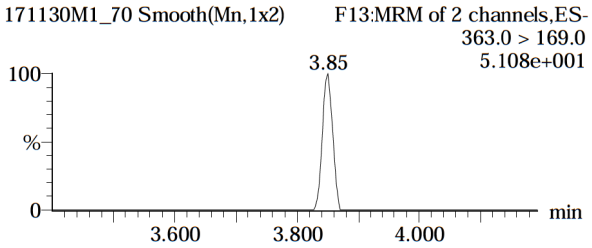

Total PFHxS

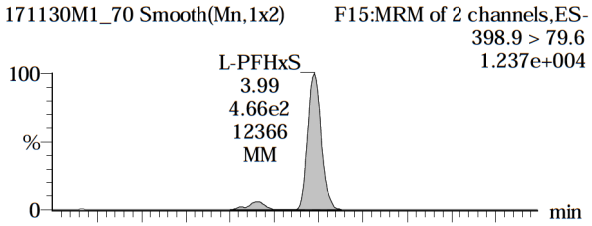

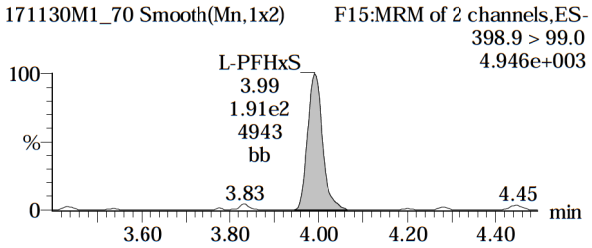

13C3-PFBS

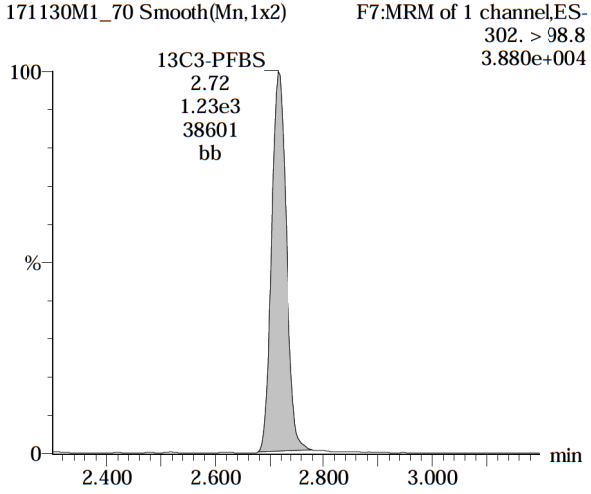

13C4-PFHpA

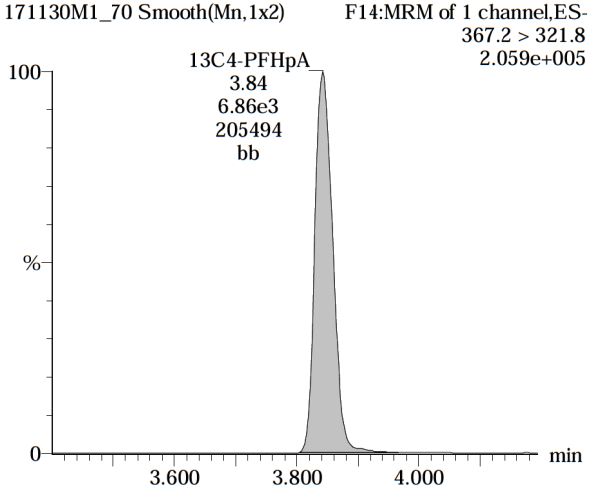

18O2-PFHxS

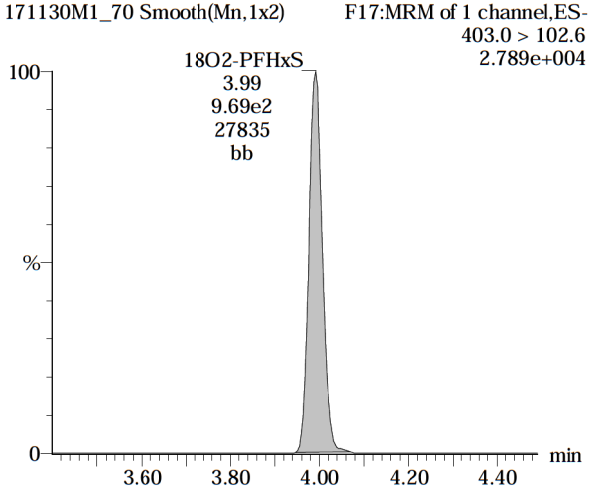

AC 12/1/17

Dataset: U:\Q4.PRO\results\171130M1\171130M1-70.qld

Last Altered: Friday, December 01, 2017 20:59:22 Pacific Standard Time
Printed: Friday, December 01, 2017 20:59:48 Pacific Standard Time

Name: 171130M1_70, Date: 30-Nov-2017, Time: 22:00:49, ID: 1701663-13 TRUAX-06-SB02-0.5-1.0 1.2, Description: TRUAX-06-SB02-0.5-1.0

Total PFOA

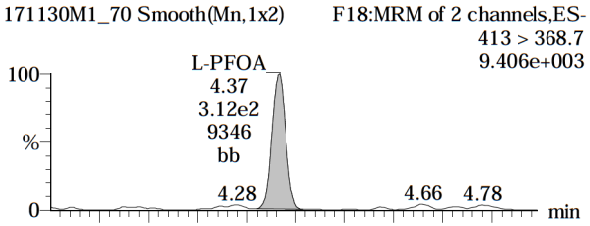

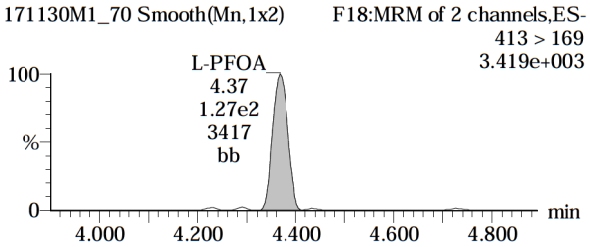

PFNA

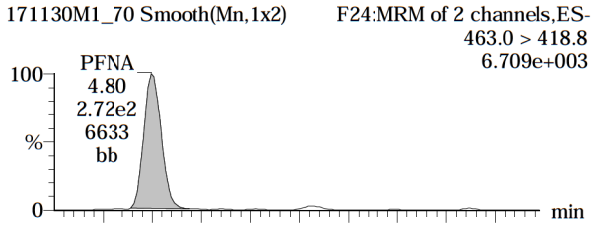

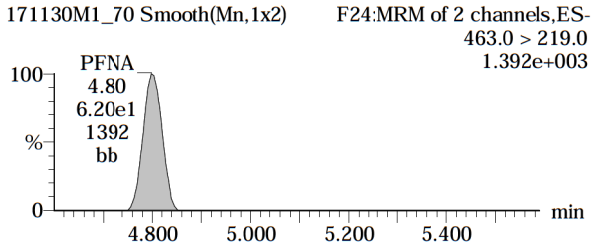

Total PFOS

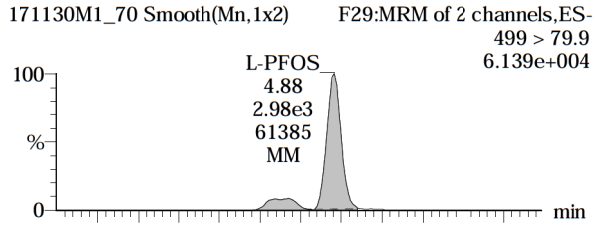

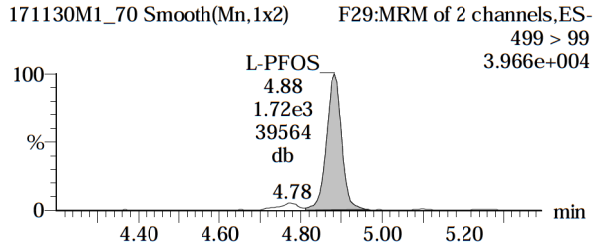

13C2-PFOA

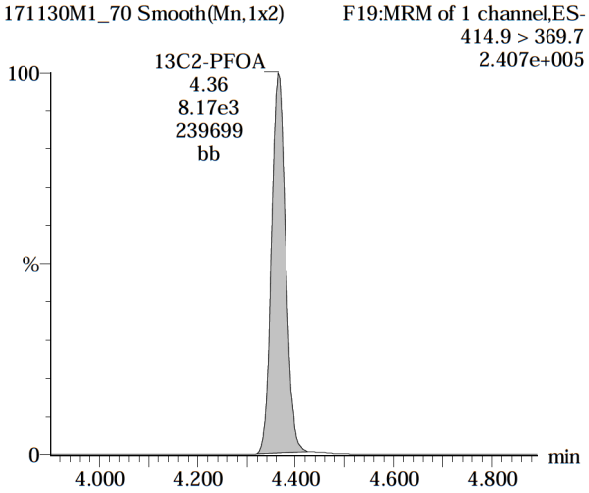

13C5-PFNA

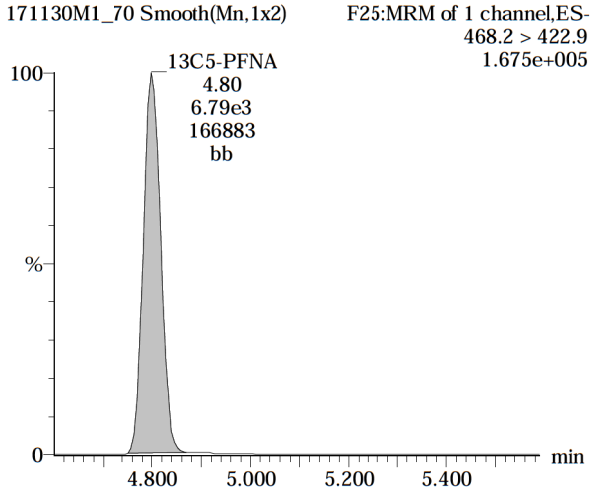

13C8-PFOS

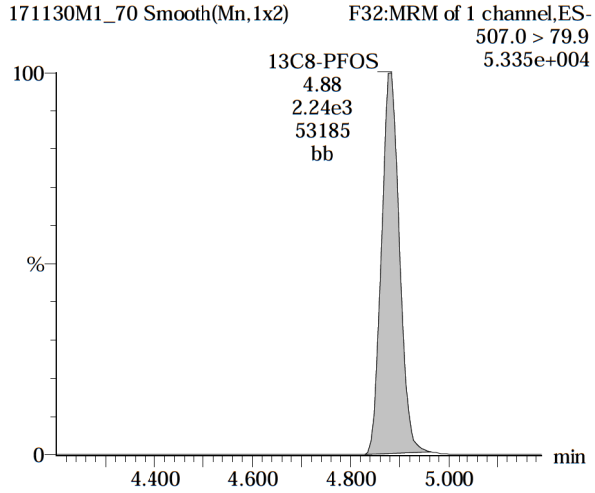

AC 12/1/17

Vista Analytical Laboratory

Rev'd: MM 12/1/17

Dataset: U:\Q4.PRO\results\171130M1\171130M1-70.qld

Last Altered: Friday, December 01, 2017 20:59:22 Pacific Standard Time
Printed: Friday, December 01, 2017 20:59:48 Pacific Standard Time

Name: 171130M1_70, Date: 30-Nov-2017, Time: 22:00:49, ID: 1701663-13 TRUAX-06-SB02-0.5-1.0 1.2, Description: TRUAX-06-SB02-0.5-1.0

TCDA

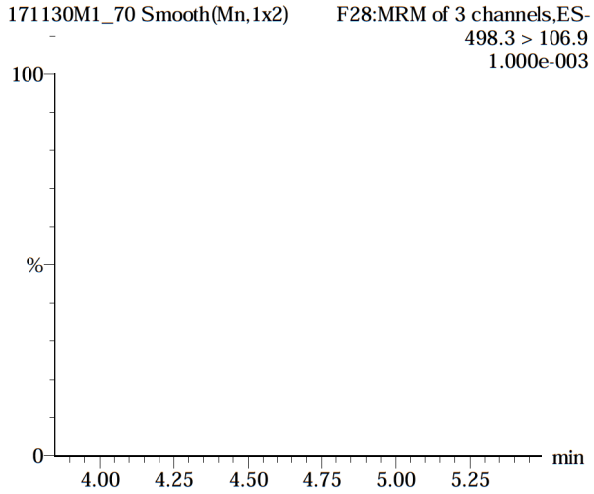

13C5-PFHxA

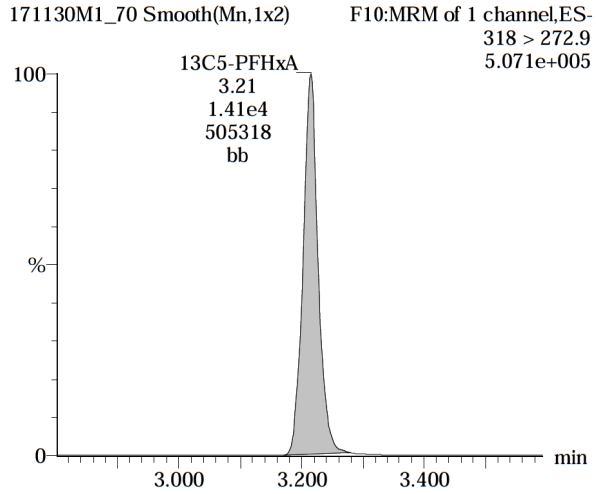

13C3-PFHxS

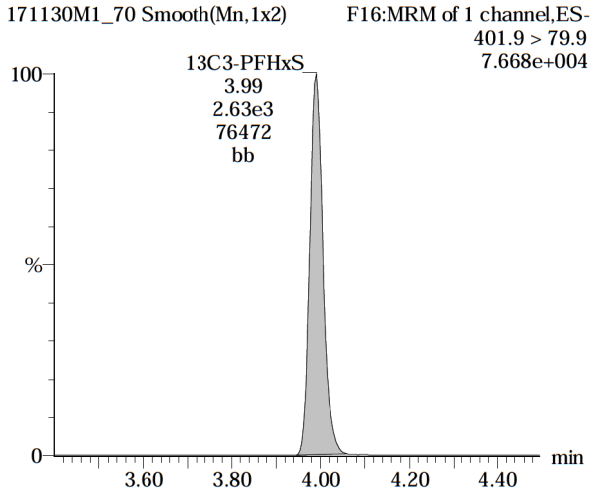

13C8-PFOS

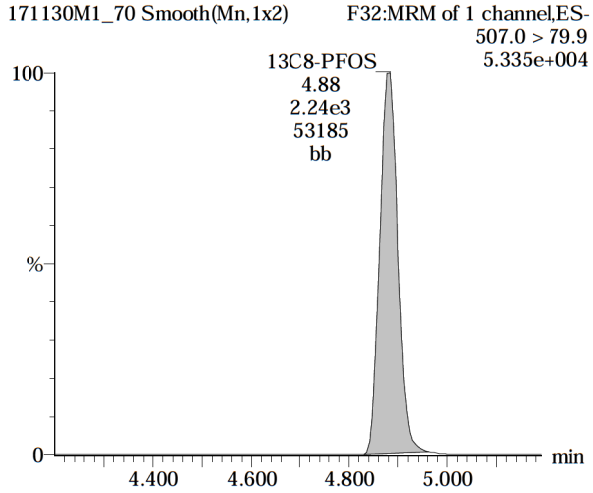

13C8-PFOA

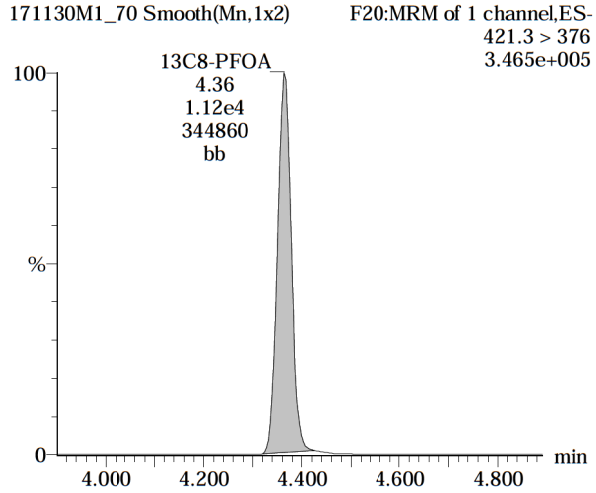

13C9-PFNA

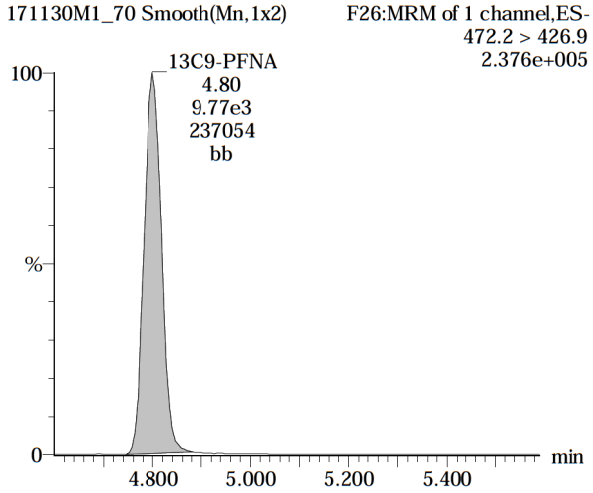

AC 12/1/17

Dataset: U:\Q4.PRO\results\171130M1\171130M1-70.qld

Last Altered: Friday, December 01, 2017 20:59:22 Pacific Standard Time
Printed: Friday, December 01, 2017 20:59:48 Pacific Standard Time

Name: 171130M1_70, Date: 30-Nov-2017, Time: 22:00:49, ID: 1701663-13 TRUAX-06-SB02-0.5-1.0 1.2, Description: TRUAX-06-SB02-0.5-1.0

13C4-PFOS

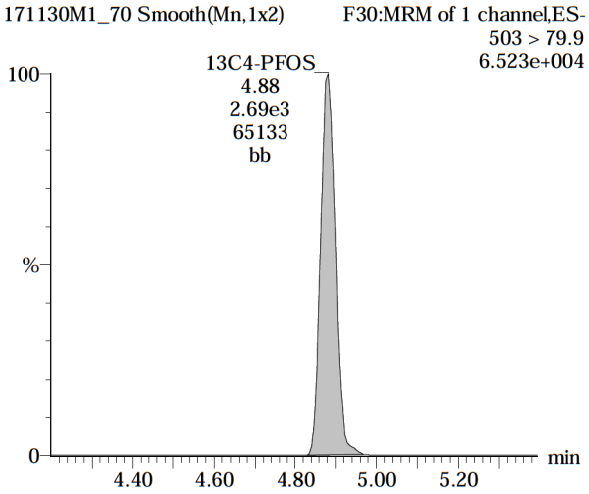

AC 12/1/17

Vista Analytical Laboratory

Rev'd: MM 12/1/17

Dataset: U:\Q4.PRO\results\171201M1\171201M1-7.qld

Last Altered: Saturday, December 02, 2017 10:36:18 Pacific Standard Time
Printed: Saturday, December 02, 2017 10:36:43 Pacific Standard Time

Method: U:\Q4.PRO\MethDB\PFAS_FULL_80C_113017.mdb 01 Dec 2017 12:18:40
Calibration: U:\Q4.PRO\CurveDB\C18_VAL-PFAS_Q4_11-30-17_FULL.cdb 01 Dec 2017 12:17:32

Name: 171201M1_7, Date: 01-Dec-2017, Time: 16:07:06, ID: B7K0168-MS1 Matrix Spike 1.16, Description: Matrix Spike

	#	Name	Trace	Area	IS Area	Wt./Vol.	RRF	Pred.RT	RT	y Axis Resp.	Conc.	%Rec
1	3	PFBS	299.0 > 79.7	2.78e3	1.21e3	0.9958		2.90	2.70	28.6	12.4	
2	5	PFHpA	363.0 > 318.9	9.28e3	6.60e3	0.9958		4.03	3.82	17.6	12.2	
3	6	L-PFHxS	398.9 > 79.6	2.43e3	1.12e3	0.9958		4.19	3.97	27.2	12.5	
4	9	L-PFOA	413 > 368.7	7.92e3	7.79e3	0.9958		4.26	4.34	12.7	12.6	
5	12	PFNA	463.0 > 418.8	8.97e3	7.55e3	0.9958		5.00	4.78	14.9	11.6	
6	14	L-PFOS	499 > 79.9	6.31e3	2.80e3	0.9958		5.08	4.86	28.2	28.1	
7	33	13C3-PFBS	302. > 98.8	1.21e3	1.31e4	0.9958	0.092	2.90	2.70	1.16	12.7	101.0
8	34	13C2-PFHxA	315 > 269.8	3.61e3	1.31e4	0.9958	0.738	3.40	3.20	3.44	4.68	93.3
9	35	13C4-PFHpA	367.2 > 321.8	6.60e3	1.31e4	0.9958	0.564	4.03	3.82	6.30	11.2	89.3
10	36	18O2-PFHxS	403.0 > 102.6	1.12e3	3.06e3	0.9958	0.407	4.17	3.97	4.57	11.3	89.7
11	37	13C2-6:2 FTS	429.1 > 408.9	2.26e3	8.99e3	0.9958	0.265	4.49	4.29	3.14	11.9	95.0
12	38	13C2-PFOA	414.9 > 369.7	7.79e3	8.99e3	0.9958	1.026	4.54	4.34	10.8	10.6	84.5
13	39	13C5-PFNA	468.2 > 422.9	7.55e3	1.04e4	0.9958	0.942	4.97	4.78	9.10	9.70	77.3
14	40	13C8-PFOSA	506.1 > 77.7	7.83e2	5.09e3	0.9958	0.360	5.02	4.84	1.92	5.37	42.7
15	41	13C8-PFOS	507.0 > 79.9	2.80e3	3.23e3	0.9958	1.023	5.05	4.86	10.8	10.6	84.5
16	55	13C5-PFHxA	318 > 272.9	1.31e4	1.31e4	0.9958	1.000	3.40	3.20	12.5	12.6	100.0
17	56	13C3-PFHxS	401.9 > 79.9	3.06e3	3.06e3	0.9958	1.000	4.17	3.97	12.5	12.6	100.0
18	57	13C8-PFOA	421.3 > 376	8.99e3	8.99e3	0.9958	1.000	4.54	4.34	12.5	12.6	100.0
19	58	13C9-PFNA	472.2 > 426.9	1.04e4	1.04e4	0.9958	1.000	4.97	4.78	12.5	12.6	100.0
20	59	13C4-PFOS	503 > 79.9	3.23e3	3.23e3	0.9958	1.000	5.05	4.86	12.5	12.6	100.0
21	60	13C6-PFDA	519.1 > 473.7	4.96e3	4.96e3	0.9958	1.000	5.34	5.15	12.5	12.6	100.0
22	61	13C7-PFUdA	570.1 > 524.8	5.09e3	5.09e3	0.9958	1.000	5.66	5.47	12.5	12.6	100.0
23	62	Total PFHxS	398.9 > 79.6	2.43e3	1.12e3	0.9958		4.17		27.2	12.5	
24	63	Total PFOA	413 > 368.7	7.92e3	7.79e3	0.9958		4.26		12.7	12.6	
25	64	Total PFOS	499 > 79.9	6.31e3	2.80e3	0.9958		4.77		28.2	28.1	

AC 12/2/17

Vista Analytical Laboratory

Rev'd: MM 12/1/17

Dataset: U:\Q4.PRO\results\171201M1\171201M1-7.qld

Last Altered: Saturday, December 02, 2017 10:36:18 Pacific Standard Time
Printed: Saturday, December 02, 2017 10:36:43 Pacific Standard Time

Method: U:\Q4.PRO\MethDB\PFAS_FULL_80C_113017.mdb 01 Dec 2017 12:18:40
Calibration: U:\Q4.PRO\CurveDB\C18_VAL-PFAS_Q4_11-30-17_FULL.cdb 01 Dec 2017 12:17:32

Name: 171201M1_7, Date: 01-Dec-2017, Time: 16:07:06, ID: B7K0168-MS1 Matrix Spike 1.16, Description: Matrix Spike

PFBS

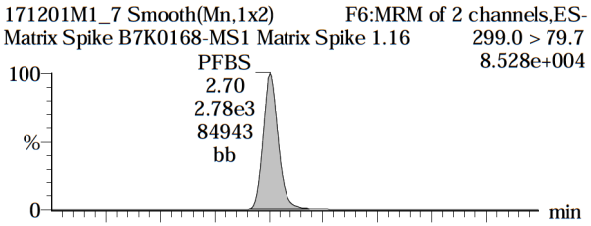

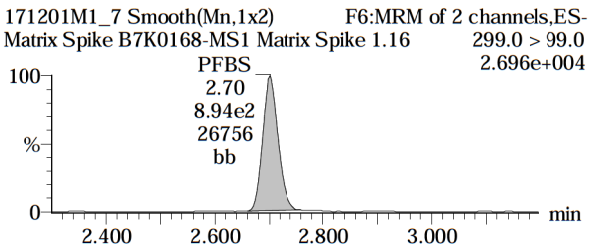

PFHpA

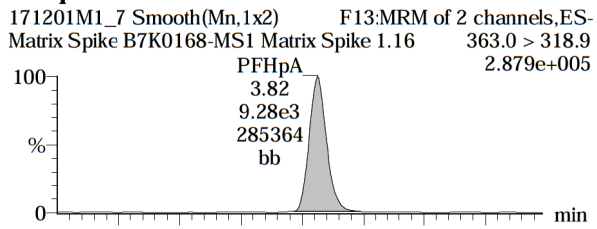

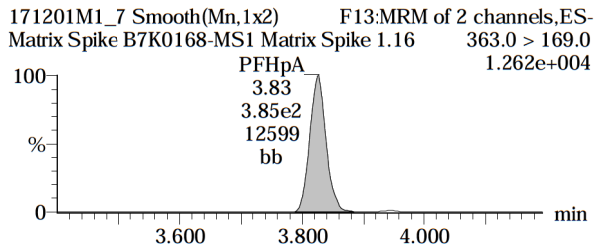

Total PFHxS

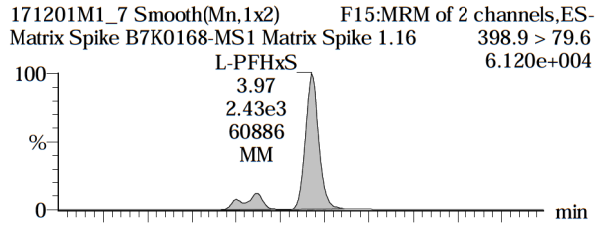

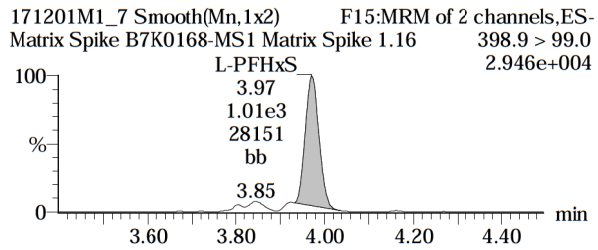

13C3-PFBS

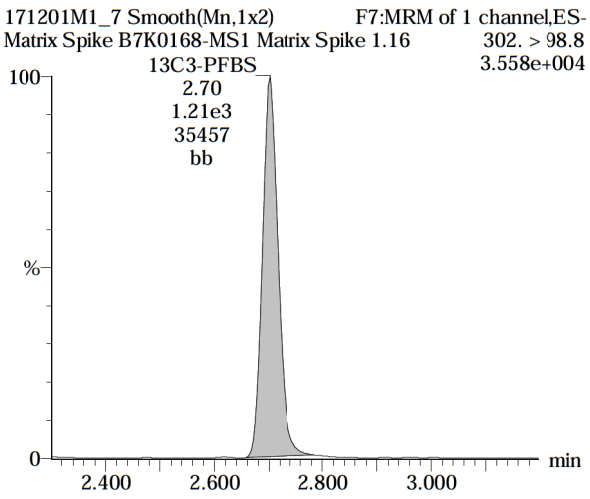

13C4-PFHpA

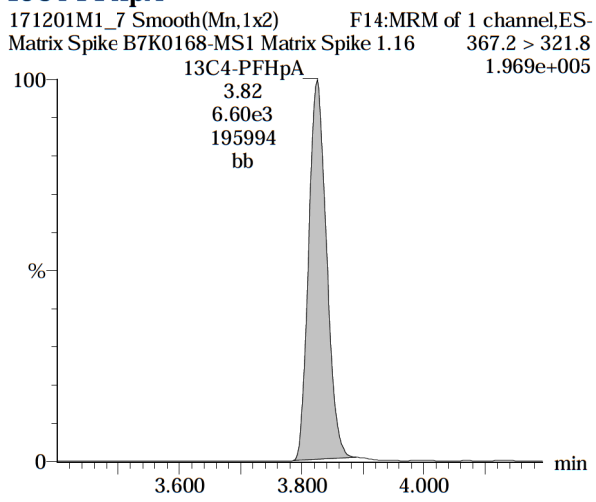

18O2-PFHxS

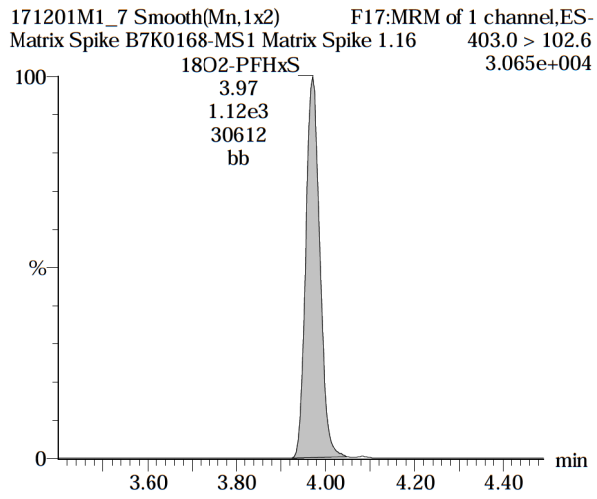

AC 12/2/17

Dataset: U:\Q4.PRO\results\171201M1\171201M1-7.qld

Last Altered: Saturday, December 02, 2017 10:36:18 Pacific Standard Time
Printed: Saturday, December 02, 2017 10:36:43 Pacific Standard Time

Name: 171201M1_7, Date: 01-Dec-2017, Time: 16:07:06, ID: B7K0168-MS1 Matrix Spike 1.16, Description: Matrix Spike

Total PFOA

171201M1_7 Smooth(Mn,1x2) F18:MRM of 2 channels,ES-
Matrix Spike B7K0168-MS1 Matrix Spike 1.16 413 > 368.7
2.331e+005

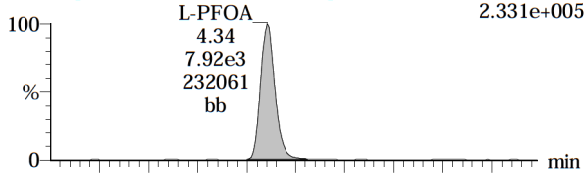

171201M1_7 Smooth(Mn,1x2) F18:MRM of 2 channels,ES-
Matrix Spike B7K0168-MS1 Matrix Spike 1.16 413 > 169
7.604e+004

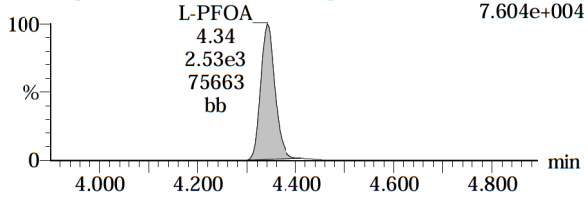

PFNA

171201M1_7 Smooth(Mn,1x2) F24:MRM of 2 channels,ES-
Matrix Spike B7K0168-MS1 Matrix Spike 1.16 463.0 > 418.8
2.097e+005

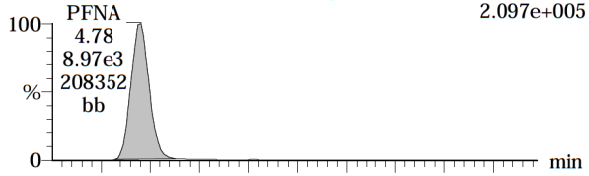

171201M1_7 Smooth(Mn,1x2) F24:MRM of 2 channels,ES-
Matrix Spike B7K0168-MS1 Matrix Spike 1.16 463.0 > 219.0
4.653e+004

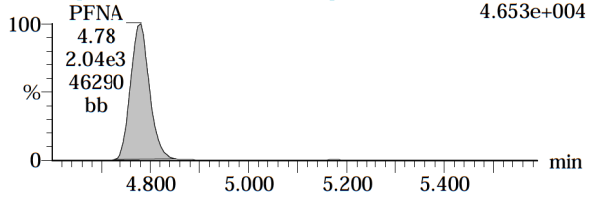

Total PFOS

171201M1_7 Smooth(Mn,1x2) F29:MRM of 2 channels,ES-
Matrix Spike B7K0168-MS1 Matrix Spike 1.16 499 > 79.9
1.289e+005

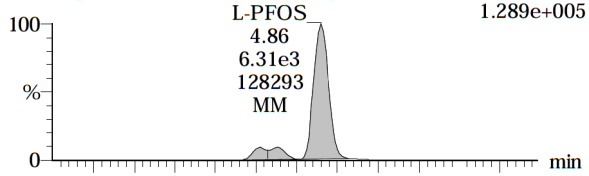

171201M1_7 Smooth(Mn,1x2) F29:MRM of 2 channels,ES-
Matrix Spike B7K0168-MS1 Matrix Spike 1.16 499 > 99
6.944e+004

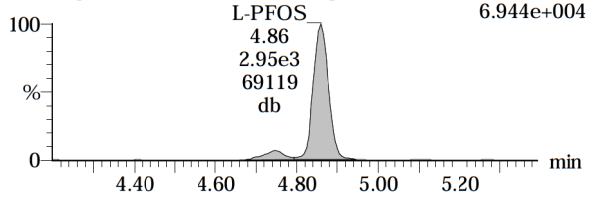

13C2-PFOA

171201M1_7 Smooth(Mn,1x2) F19:MRM of 1 channel,ES-
Matrix Spike B7K0168-MS1 Matrix Spike 1.16 414.9 > 369.7
2.224e+005

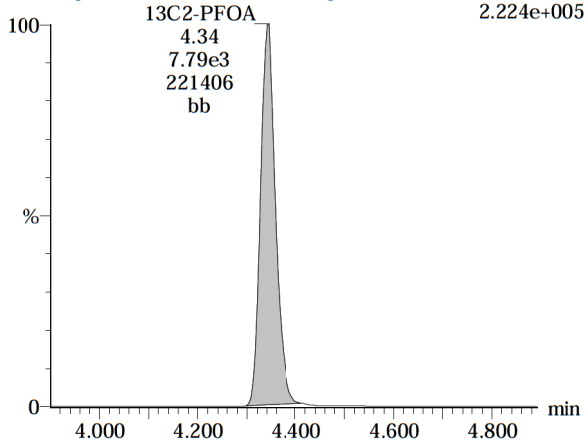

13C5-PFNA

171201M1_7 Smooth(Mn,1x2) F25:MRM of 1 channel,ES-
Matrix Spike B7K0168-MS1 Matrix Spike 1.16 468.2 > 422.9
1.723e+005

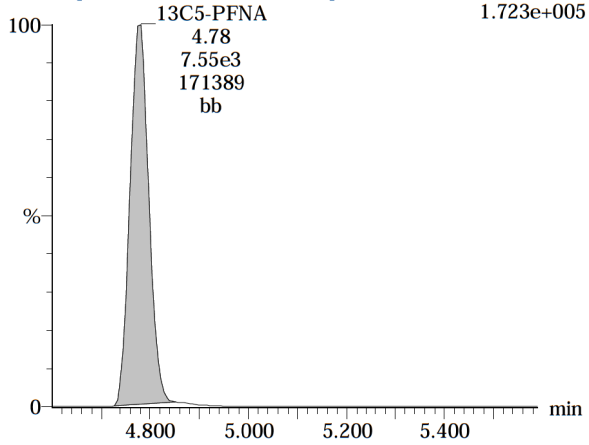

13C8-PFOS

171201M1_7 Smooth(Mn,1x2) F32:MRM of 1 channel,ES-
Matrix Spike B7K0168-MS1 Matrix Spike 1.16 507.0 > 79.9
6.630e+004

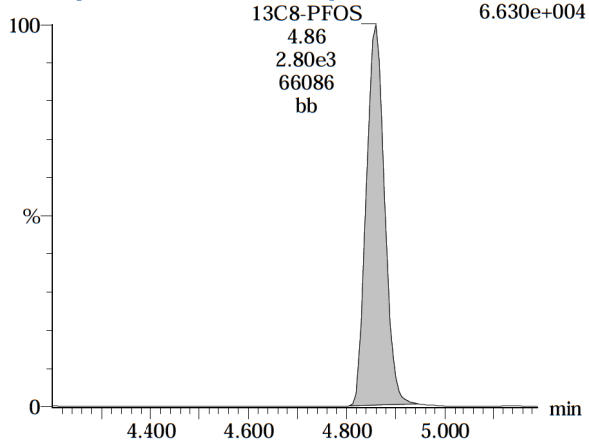

AC 12/2/17

Dataset: U:\Q4.PRO\results\171201M1\171201M1-7.qld

Last Altered: Saturday, December 02, 2017 10:36:18 Pacific Standard Time
Printed: Saturday, December 02, 2017 10:36:43 Pacific Standard Time

Name: 171201M1_7, Date: 01-Dec-2017, Time: 16:07:06, ID: B7K0168-MS1 Matrix Spike 1.16, Description: Matrix Spike

TCDA

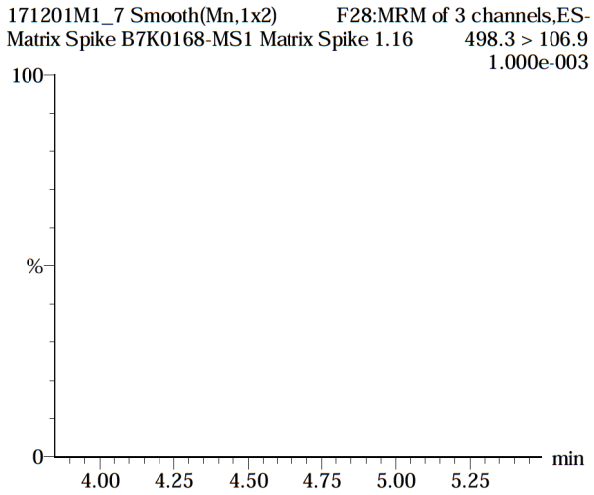

13C5-PFHxA

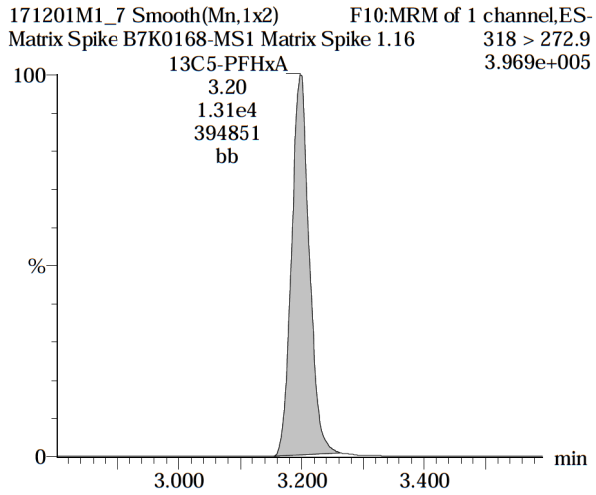

13C3-PFHxS

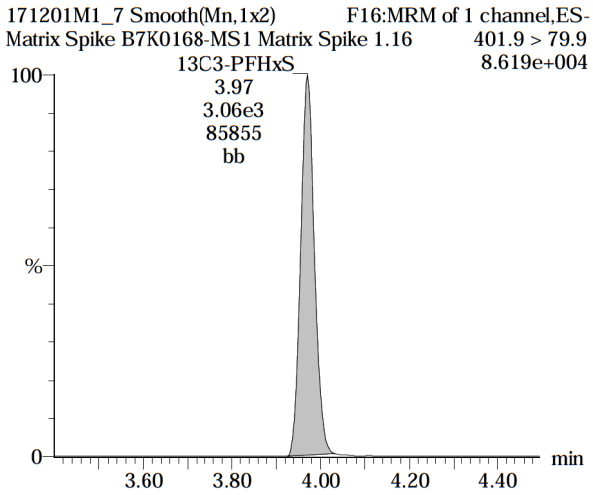

13C8-PFOS

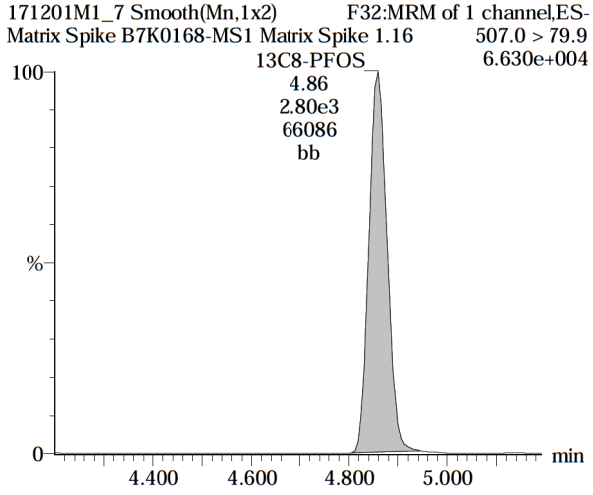

13C8-PFOA

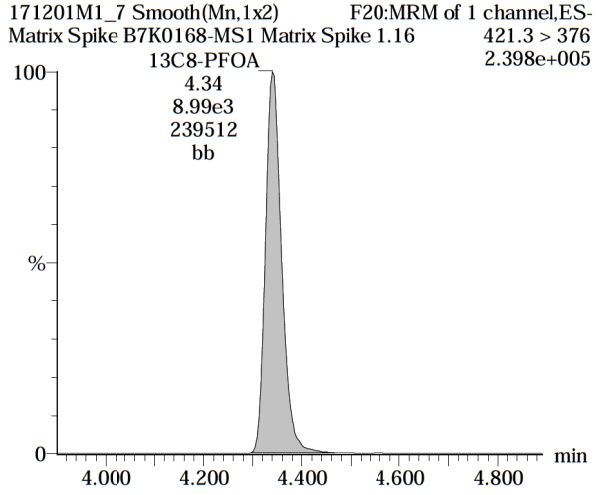

13C9-PFNA

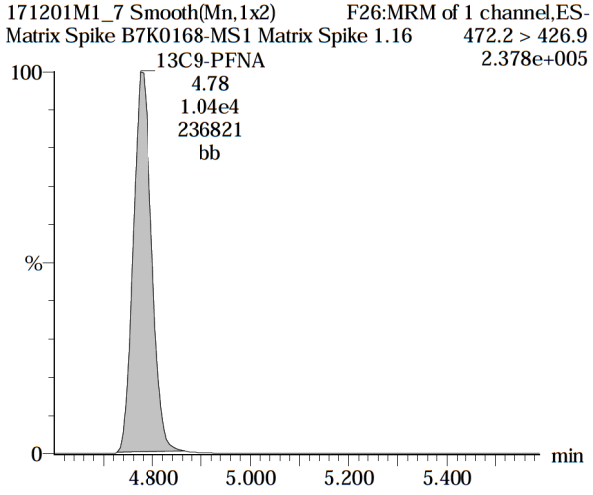

AC 12/2/17

Dataset: U:\Q4.PRO\results\171201M1\171201M1-7.qld

Last Altered: Saturday, December 02, 2017 10:36:18 Pacific Standard Time
Printed: Saturday, December 02, 2017 10:36:43 Pacific Standard Time

Name: 171201M1_7, Date: 01-Dec-2017, Time: 16:07:06, ID: B7K0168-MS1 Matrix Spike 1.16, Description: Matrix Spike

13C4-PFOS

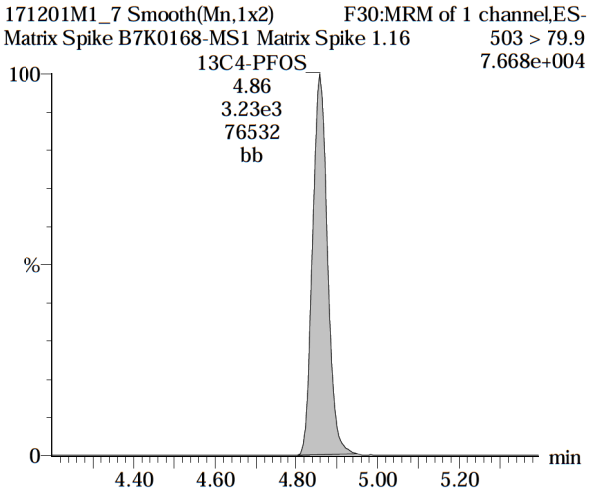

AC 12/2/17

Vista Analytical Laboratory

Rev'd: MM 12/1/17

Dataset: U:\Q4.PRO\results\171130M1\171130M1-54.qld

Last Altered: Saturday, December 02, 2017 10:44:40 Pacific Standard Time
Printed: Saturday, December 02, 2017 10:45:03 Pacific Standard Time

Method: U:\Q4.PRO\MethDB\PFAS_FULL_80C_112917.mdb 29 Nov 2017 15:16:56
Calibration: U:\Q4.PRO\CurveDB\C18_VAL-PFAS_Q4_11-29-17_FULL.cdb 29 Nov 2017 15:34:31

Name: 171130M1_54, Date: 30-Nov-2017, Time: 19:01:55, ID: B7K0168-MSD1 Matrix Spike Dup 1.2, Description: Matrix Spike Dup

	#	Name	Trace	Area	IS Area	Wt./Vol.	RRF	Pred.RT	RT	y Axis Resp.	Conc.	%Rec
1	3	PFBS	299.0 > 79.7	2.48e3	1.31e3	1.0301		2.90	2.73	23.7	10.7	
2	5	PFHpA	363.0 > 318.9	8.83e3	7.60e3	1.0301		4.03	3.85	14.5	10.8	
3	6	L-PFHxS	398.9 > 79.6	2.08e3	9.93e2	1.0301		4.19	4.00	26.2	12.3	
4	9	L-PFOA	413 > 368.7	7.07e3	8.80e3	1.0301		4.26	4.37	10.0	9.60	
5	12	PFNA	463.0 > 418.8	9.25e3	7.77e3	1.0301		5.00	4.81	14.9	12.2	
6	14	L-PFOS	499 > 79.9	5.70e3	2.56e3	1.0301		5.08	4.89	27.8	27.1	
7	33	13C3-PFBS	302. > 98.8	1.31e3	1.46e4	1.0301	0.094	2.90	2.73	1.13	11.6	96.0
8	34	13C2-PFHxA	315 > 269.8	3.77e3	1.46e4	1.0301	0.738	3.40	3.22	3.23	4.26	87.7
9	35	13C4-PFHpA	367.2 > 321.8	7.60e3	1.46e4	1.0301	0.580	4.03	3.85	6.52	10.9	90.0
10	36	18O2-PFHxS	403.0 > 102.6	9.93e2	2.65e3	1.0301	0.438	4.17	4.00	4.68	10.4	85.4
11	37	13C2-6:2 FTS	429.1 > 408.9	2.21e3	1.10e4	1.0301	0.279	4.49	4.32	2.50	8.71	71.7
12	38	13C2-PFOA	414.9 > 369.7	8.80e3	1.10e4	1.0301	0.912	4.54	4.38	9.95	10.6	87.4
13	39	13C5-PFNA	468.2 > 422.9	7.77e3	9.63e3	1.0301	0.944	4.97	4.81	10.1	10.4	85.4
14	40	13C8-PFOSA	506.1 > 77.7	1.12e3	4.98e3	1.0301	0.444	5.02	4.87	2.81	6.15	50.7
15	41	13C8-PFOS	507.0 > 79.9	2.56e3	2.47e3	1.0301	1.038	5.05	4.89	13.0	12.1	100.0
16	55	13C5-PFHxA	318 > 272.9	1.46e4	1.46e4	1.0301	1.000	3.40	3.22	12.5	12.1	100.0
17	56	13C3-PFHxS	401.9 > 79.9	2.65e3	2.65e3	1.0301	1.000	4.17	4.00	12.5	12.1	100.0
18	57	13C8-PFOA	421.3 > 376	1.10e4	1.10e4	1.0301	1.000	4.54	4.37	12.5	12.1	100.0
19	58	13C9-PFNA	472.2 > 426.9	9.63e3	9.63e3	1.0301	1.000	4.97	4.81	12.5	12.1	100.0
20	59	13C4-PFOS	503 > 79.9	2.47e3	2.47e3	1.0301	1.000	5.05	4.89	12.5	12.1	100.0
21	60	13C6-PFDA	519.1 > 473.7	5.11e3	5.11e3	1.0301	1.000	5.34	5.18	12.5	12.1	100.0
22	61	13C7-PFUdA	570.1 > 524.8	4.98e3	4.98e3	1.0301	1.000	5.66	5.51	12.5	12.1	100.0
23	62	Total PFHxS	398.9 > 79.6	2.08e3	9.93e2	1.0301		4.17		26.2	12.3	
24	63	Total PFOA	413 > 368.7	7.07e3	8.80e3	1.0301		4.26		10.0	9.60	
25	64	Total PFOS	499 > 79.9	5.70e3	2.56e3	1.0301		4.77		27.8	27.1	

AC 12/2/17

Vista Analytical Laboratory

Rev'd: MM 12/1/17

Dataset: U:\Q4.PRO\results\171130M1\171130M1-54.qld

Last Altered: Saturday, December 02, 2017 10:44:40 Pacific Standard Time
Printed: Saturday, December 02, 2017 10:45:03 Pacific Standard Time

Method: U:\Q4.PRO\MethDB\PFAS_FULL_80C_112917.mdb 29 Nov 2017 15:16:56
Calibration: U:\Q4.PRO\CurveDB\C18_VAL-PFAS_Q4_11-29-17_FULL.cdb 29 Nov 2017 15:34:31

Name: 171130M1_54, Date: 30-Nov-2017, Time: 19:01:55, ID: B7K0168-MSD1 Matrix Spike Dup 1.2, Description: Matrix Spike Dup

PFBS

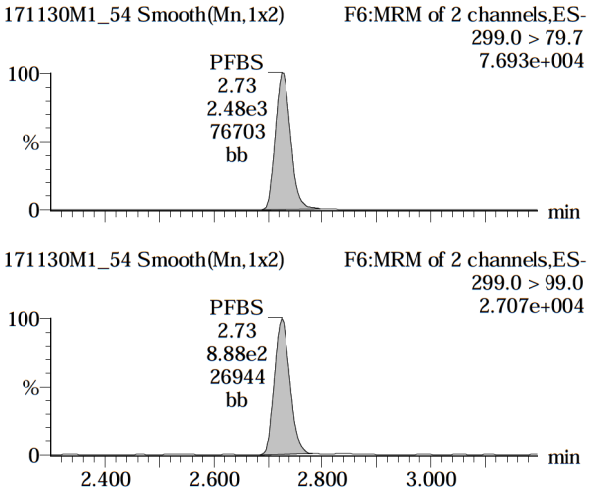

PFHpA

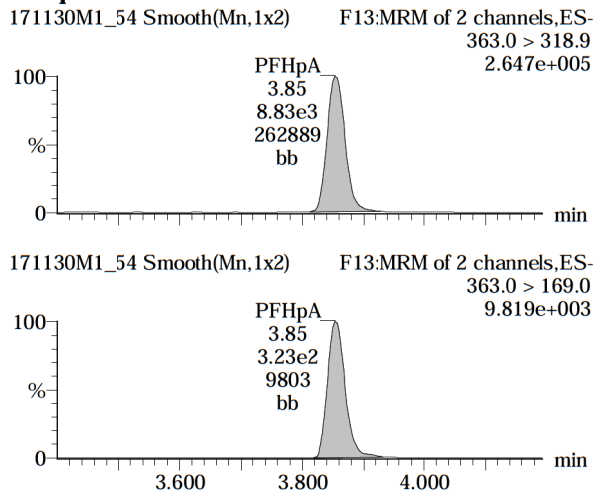

Total PFHxS

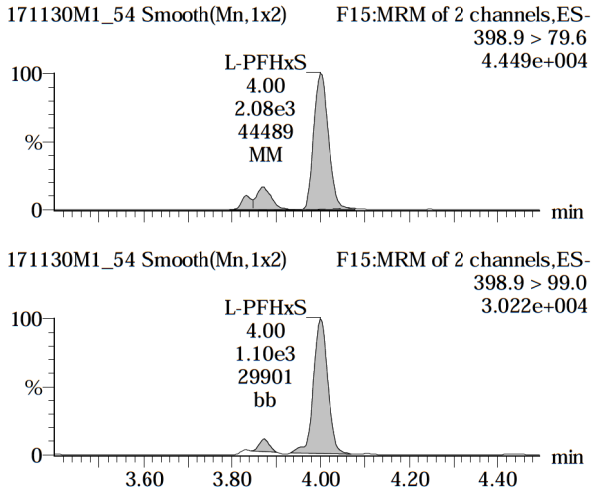

13C3-PFBS

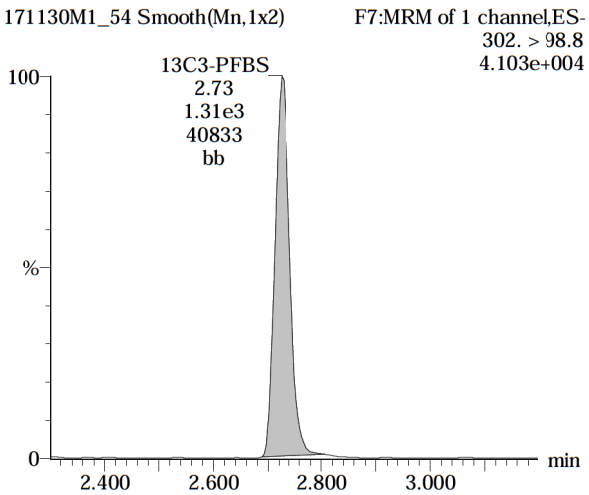

13C4-PFHpA

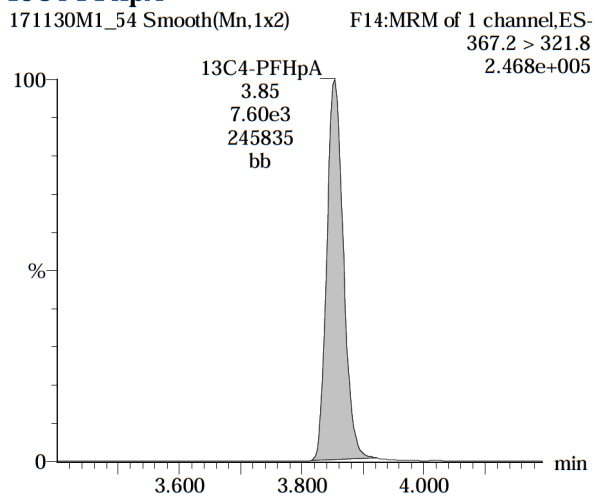

18O2-PFHxS

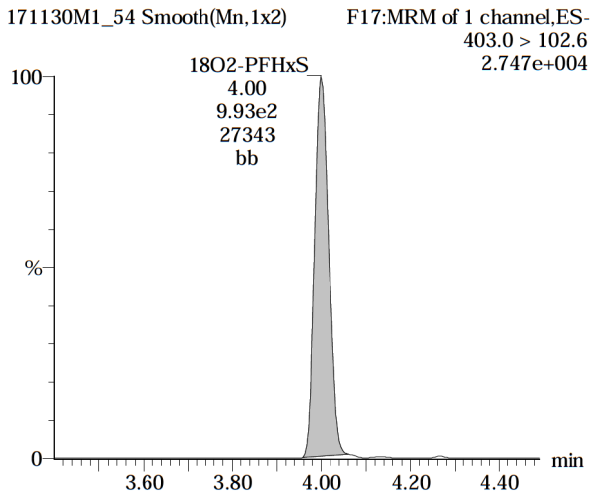

AC 12/2/17

Dataset: U:\Q4.PRO\results\171130M1\171130M1-54.qld

Last Altered: Saturday, December 02, 2017 10:44:40 Pacific Standard Time
Printed: Saturday, December 02, 2017 10:45:03 Pacific Standard Time

Name: 171130M1_54, Date: 30-Nov-2017, Time: 19:01:55, ID: B7K0168-MSD1 Matrix Spike Dup 1.2, Description: Matrix Spike Dup

Total PFOA

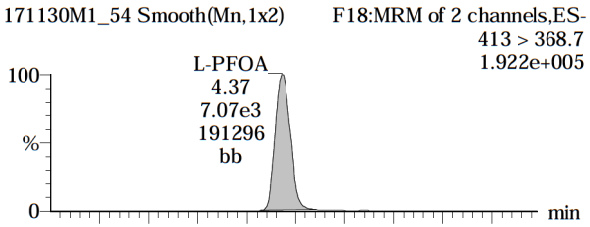

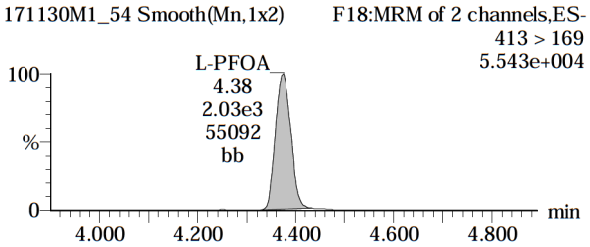

PFNA



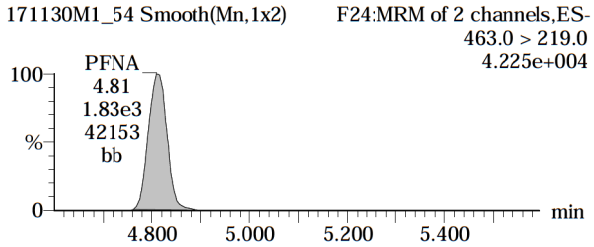

Total PFOS

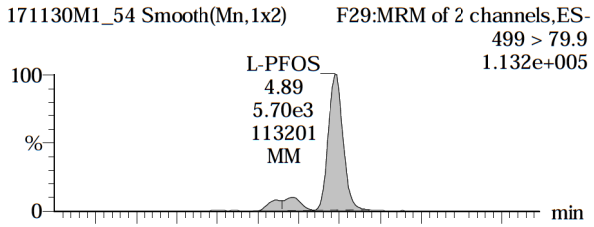

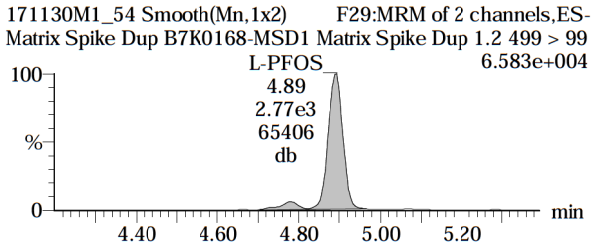

13C2-PFOA

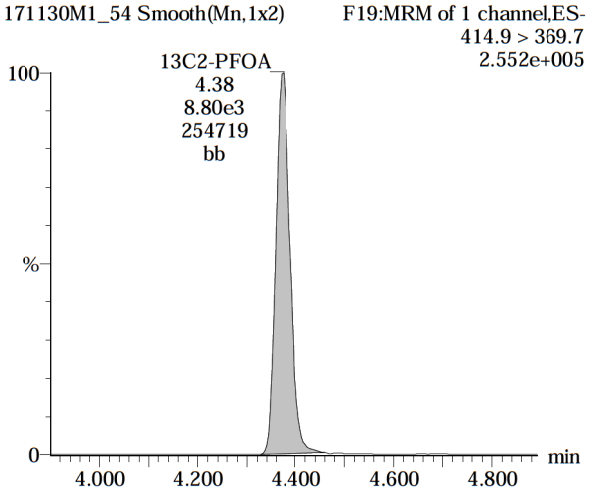

13C5-PFNA

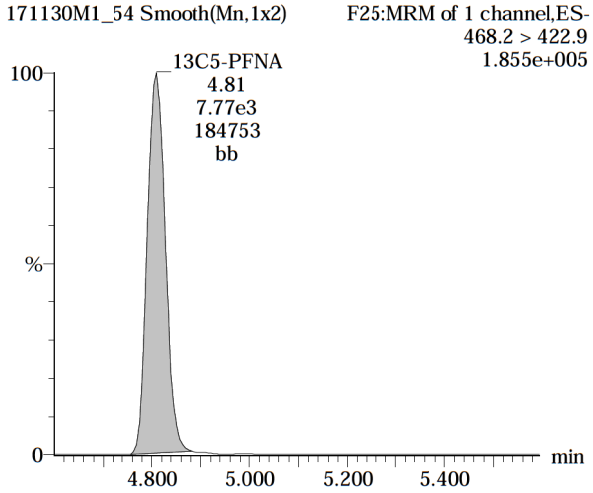

13C8-PFOS

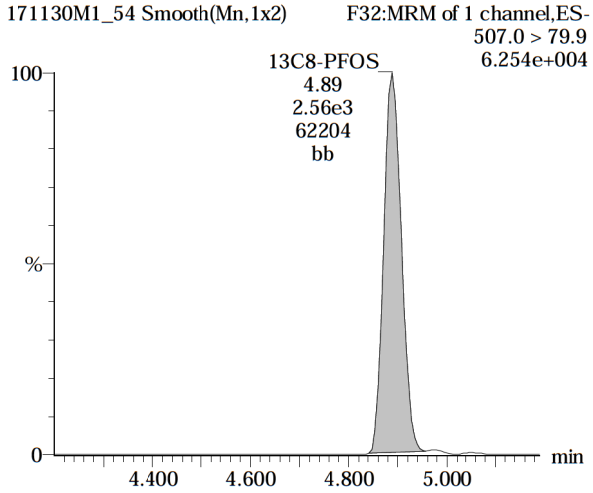

AC 12/2/17

Vista Analytical Laboratory

Rev'd: MM 12/1/17

Dataset: U:\Q4.PRO\results\171130M1\171130M1-54.qld

Last Altered: Saturday, December 02, 2017 10:44:40 Pacific Standard Time
Printed: Saturday, December 02, 2017 10:45:03 Pacific Standard Time

Name: 171130M1_54, Date: 30-Nov-2017, Time: 19:01:55, ID: B7K0168-MSD1 Matrix Spike Dup 1.2, Description: Matrix Spike Dup

TCDA

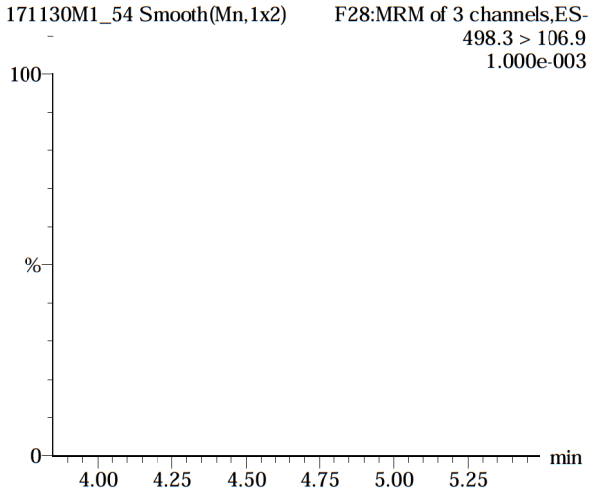

13C5-PFHxA

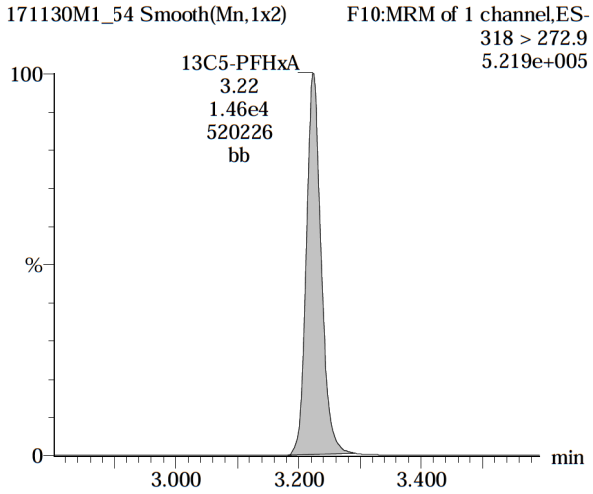

13C3-PFHxS

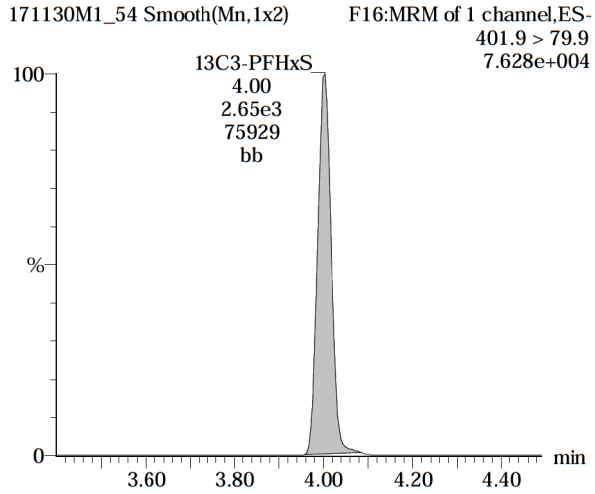

13C8-PFOS

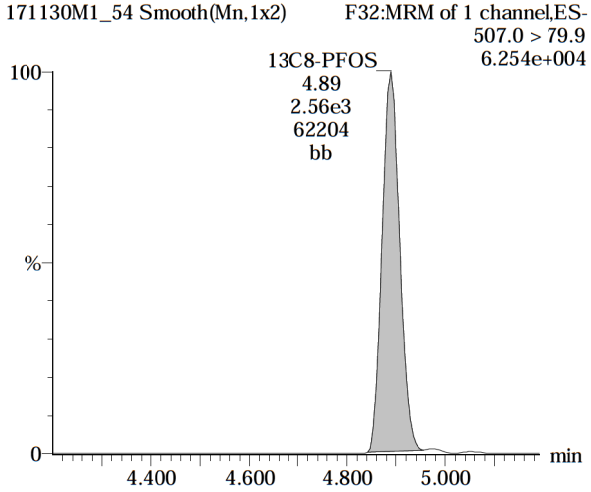

13C8-PFOA

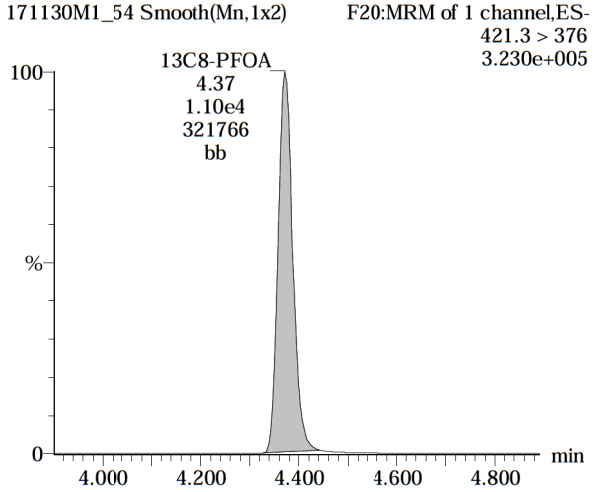

13C9-PFNA

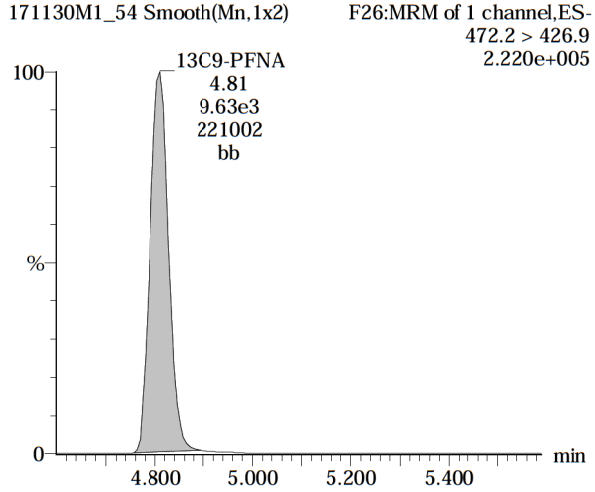

AC 12/2/17

Dataset: U:\Q4.PRO\results\171130M1\171130M1-54.qld

Last Altered: Saturday, December 02, 2017 10:44:40 Pacific Standard Time
Printed: Saturday, December 02, 2017 10:45:03 Pacific Standard Time

Name: 171130M1_54, Date: 30-Nov-2017, Time: 19:01:55, ID: B7K0168-MSD1 Matrix Spike Dup 1.2, Description: Matrix Spike Dup

13C4-PFOS

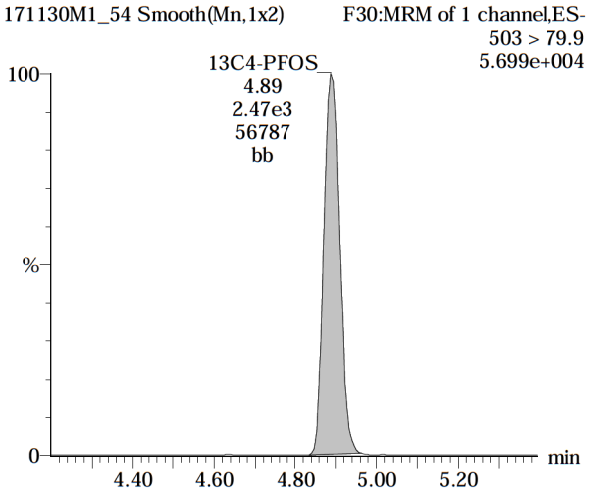

AC 12/2/17

Vista Analytical Laboratory

Rev'd: MM 12/1/17

Dataset: U:\Q4.PRO\results\171201M1\171201M1-22.qld

Last Altered: Friday, December 01, 2017 20:38:53 Pacific Standard Time
Printed: Friday, December 01, 2017 20:39:27 Pacific Standard Time

Method: U:\Q4.PRO\MethDB\PFAS_FULL_80C_113017.mdb 01 Dec 2017 12:18:40
Calibration: U:\Q4.PRO\CurveDB\C18_VAL-PFAS_Q4_11-30-17_FULL.cdb 01 Dec 2017 12:17:32

Name: 171201M1_22, Date: 01-Dec-2017, Time: 18:54:48, ID: 1701663-14 TRUAX-06-SB02-110717-4.5-5.0 1.27, Description: TRUAX-06-SB02-110717-4.5-5.0

	#	Name	Trace	Area	IS Area	Wt./Vol.	RRF	Pred.RT	RT	y Axis Resp.	Conc.	%Rec
1	3	PFBS	299.0 > 79.7		1.26e3	1.0402		2.90				
2	5	PFHpA	363.0 > 318.9		7.66e3	1.0402		4.03				
3	6	L-PFHxS	398.9 > 79.6	4.09e1	1.01e3	1.0402		4.19	3.98	0.505	0.255	
4	9	L-PFOA	413 > 368.7	2.04e2	8.73e3	1.0402		4.26	4.34	0.291	0.0679	
5	12	PFNA	463.0 > 418.8	1.08e2	8.02e3	1.0402		5.00	4.78	0.169	0.0957	
6	14	L-PFOS	499 > 79.9	1.98e2	2.49e3	1.0402		5.08	4.72	0.997	0.995	
7	33	13C3-PFBS	302. > 98.8	1.26e3	1.55e4	1.0402	0.092	2.90	2.71	1.02	10.7	89.0
8	34	13C2-PFHxA	315 > 269.8	3.73e3	1.55e4	1.0402	0.738	3.40	3.20	3.01	3.93	81.7
9	35	13C4-PFHpA	367.2 > 321.8	7.66e3	1.55e4	1.0402	0.564	4.03	3.83	6.20	10.6	87.9
10	36	18O2-PFHxS	403.0 > 102.6	1.01e3	3.12e3	1.0402	0.407	4.17	3.97	4.05	9.56	79.5
11	37	13C2-6:2 FTS	429.1 > 408.9	2.40e3	9.98e3	1.0402	0.265	4.49	4.29	3.00	10.9	90.8
12	38	13C2-PFOA	414.9 > 369.7	8.73e3	9.98e3	1.0402	1.026	4.54	4.34	10.9	10.2	85.3
13	39	13C5-PFNA	468.2 > 422.9	8.02e3	1.05e4	1.0402	0.942	4.97	4.78	9.59	9.79	81.4
14	40	13C8-PFOSA	506.1 > 77.7	3.45e2	3.50e3	1.0402	0.360	5.02	4.84	1.23	3.29	27.3
15	41	13C8-PFOS	507.0 > 79.9	2.49e3	2.41e3	1.0402	1.023	5.05	4.86	12.9	12.1	100.9
16	55	13C5-PFHxA	318 > 272.9	1.55e4	1.55e4	1.0402	1.000	3.40	3.20	12.5	12.0	100.0
17	56	13C3-PFHxS	401.9 > 79.9	3.12e3	3.12e3	1.0402	1.000	4.17	3.98	12.5	12.0	100.0
18	57	13C8-PFOA	421.3 > 376	9.98e3	9.98e3	1.0402	1.000	4.54	4.34	12.5	12.0	100.0
19	58	13C9-PFNA	472.2 > 426.9	1.05e4	1.05e4	1.0402	1.000	4.97	4.78	12.5	12.0	100.0
20	59	13C4-PFOS	503 > 79.9	2.41e3	2.41e3	1.0402	1.000	5.05	4.87	12.5	12.0	100.0
21	60	13C6-PFDA	519.1 > 473.7	4.89e3	4.89e3	1.0402	1.000	5.34	5.16	12.5	12.0	100.0
22	61	13C7-PFUdA	570.1 > 524.8	3.50e3	3.50e3	1.0402	1.000	5.66	5.48	12.5	12.0	100.0
23	62	Total PFHxS	398.9 > 79.6	4.09e1	1.01e3	1.0402		4.17		0.505	0.255	
24	63	Total PFOA	413 > 368.7	2.04e2	8.73e3	1.0402		4.26		0.291	0.0679	
25	64	Total PFOS	499 > 79.9	1.98e2	2.49e3	1.0402		4.77		0.997	0.995	

AC 12/1/17

Vista Analytical Laboratory

Rev'd: MM 12/1/17

Dataset: U:\Q4.PRO\results\171201M1\171201M1-22.qld

Last Altered: Friday, December 01, 2017 20:38:53 Pacific Standard Time
Printed: Friday, December 01, 2017 20:39:27 Pacific Standard Time

Method: U:\Q4.PRO\MethDB\PFAS_FULL_80C_113017.mdb 01 Dec 2017 12:18:40
Calibration: U:\Q4.PRO\CurveDB\C18_VAL-PFAS_Q4_11-30-17_FULL.cdb 01 Dec 2017 12:17:32

Name: 171201M1_22, Date: 01-Dec-2017, Time: 18:54:48, ID: 1701663-14 TRUAX-06-SB02-110717-4.5-5.0 1.27, Description: TRUAX-06-SB02-110717-4.5-5.0

PFBS

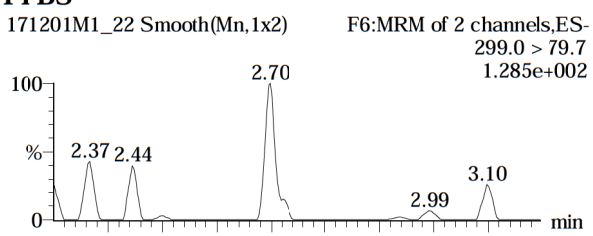

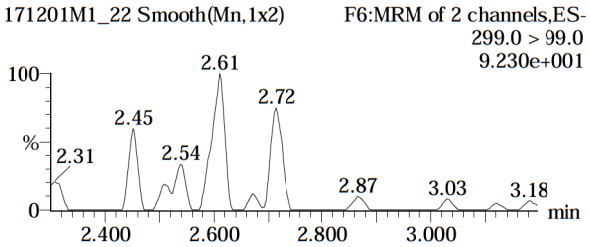

PFHpA

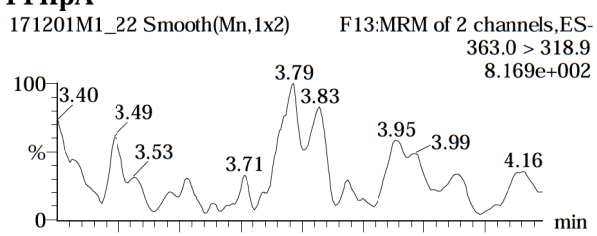

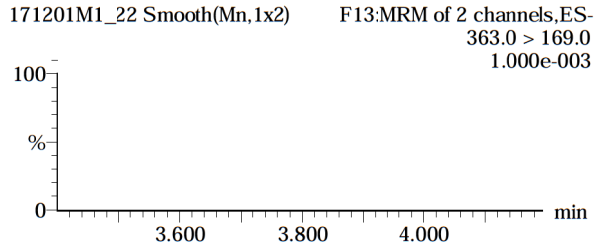

Total PFHxS

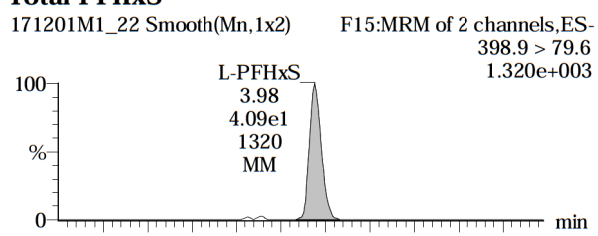

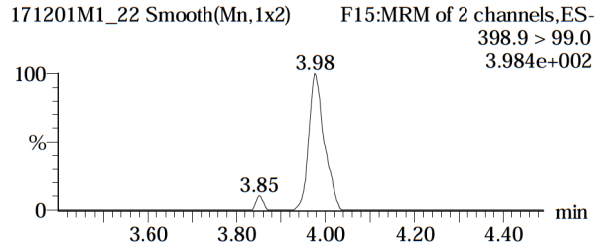

13C3-PFBS

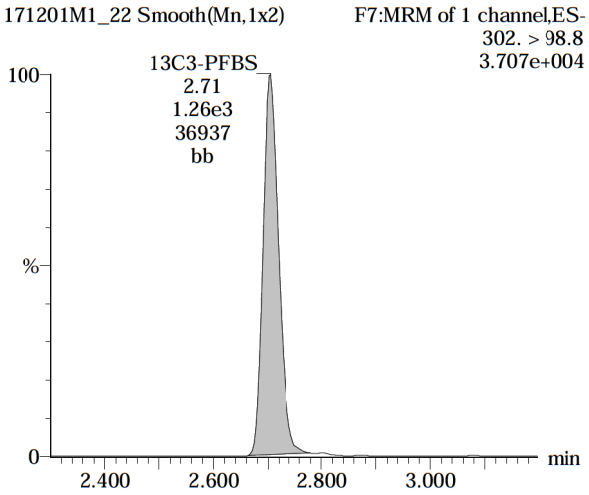

13C4-PFHpA

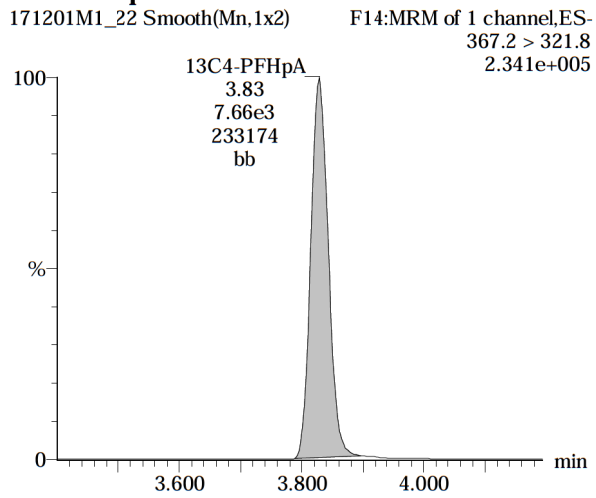

18O2-PFHxS

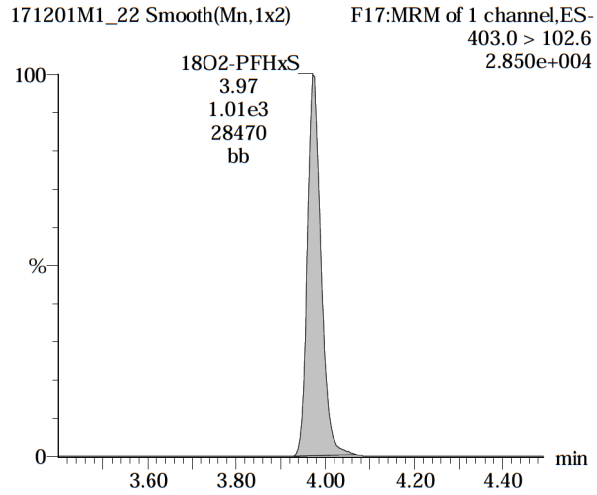

AC 12/1/17

Dataset: U:\Q4.PRO\results\171201M1\171201M1-22.qld

Last Altered: Friday, December 01, 2017 20:38:53 Pacific Standard Time
Printed: Friday, December 01, 2017 20:39:27 Pacific Standard Time

Name: 171201M1_22, Date: 01-Dec-2017, Time: 18:54:48, ID: 1701663-14 TRUAX-06-SB02-110717-4.5-5.0 1.27, Description: TRUAX-06-SB02-110717-4.5-5.0

Total PFOA

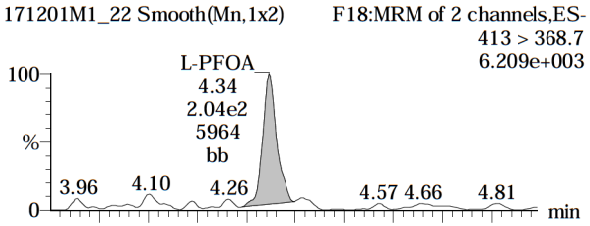

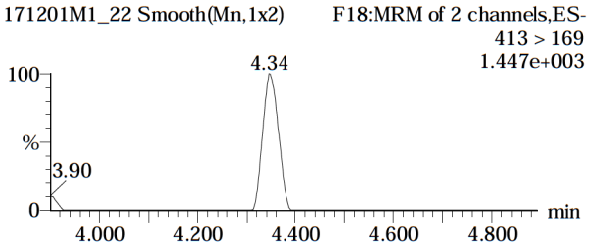

PFNA

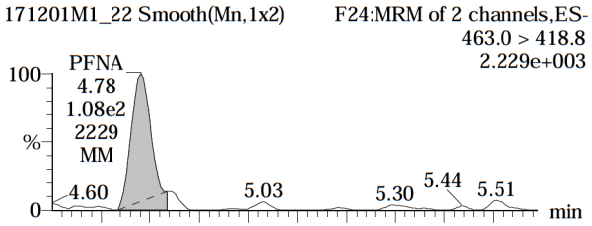

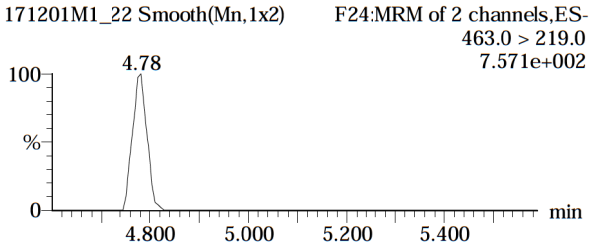

Total PFOS

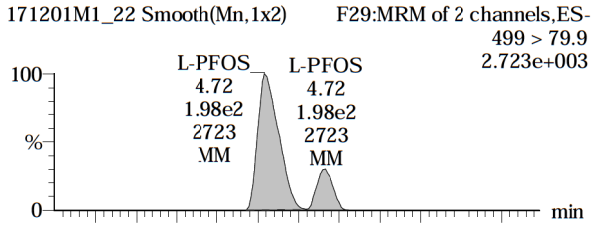

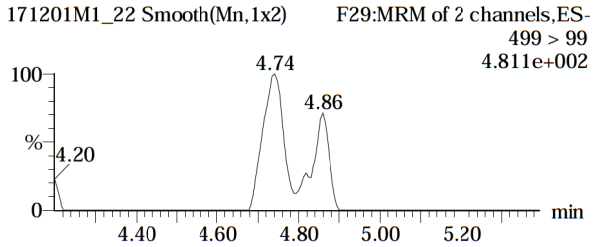

13C2-PFOA

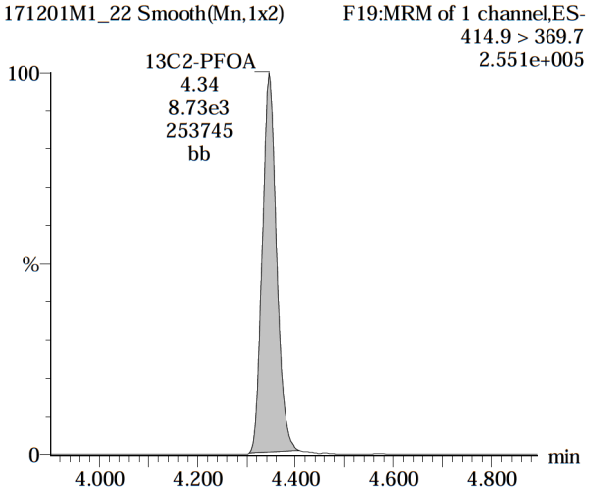

13C5-PFNA

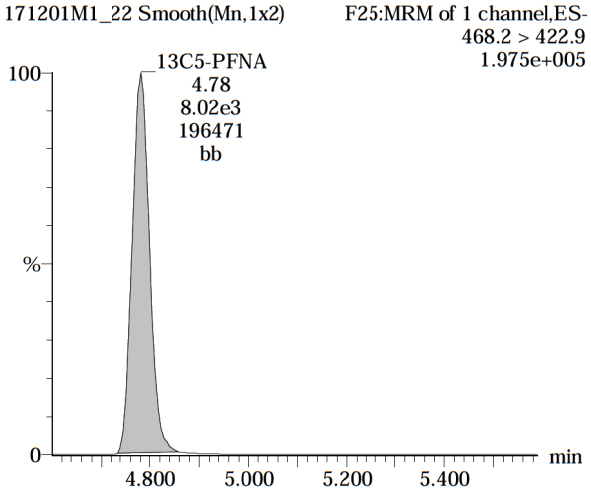

13C8-PFOS

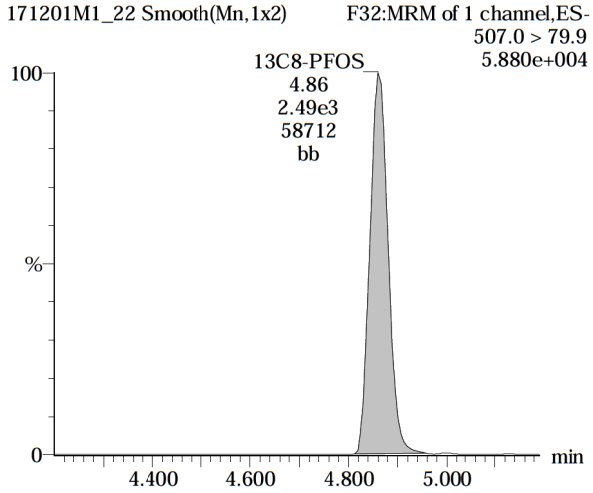

AC 12/1/17

Vista Analytical Laboratory

Rev'd: MM 12/1/17

Dataset: U:\Q4.PRO\results\171201M1\171201M1-22.qld

Last Altered: Friday, December 01, 2017 20:38:53 Pacific Standard Time
Printed: Friday, December 01, 2017 20:39:27 Pacific Standard Time

Name: 171201M1_22, Date: 01-Dec-2017, Time: 18:54:48, ID: 1701663-14 TRUAX-06-SB02-110717-4.5-5.0 1.27, Description: TRUAX-06-SB02-110717-4.5-5.0

TCDA

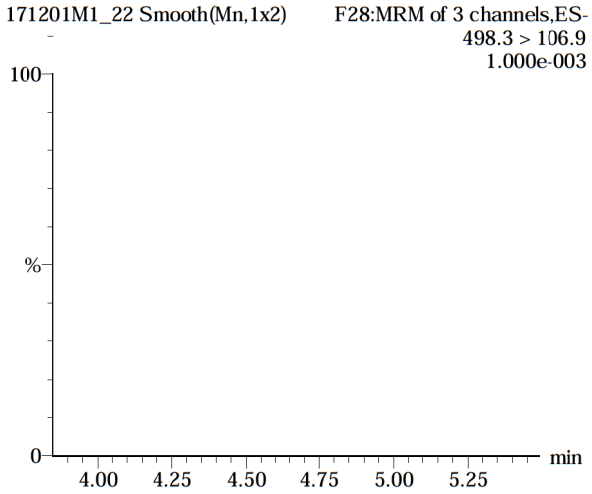

13C5-PFHxA

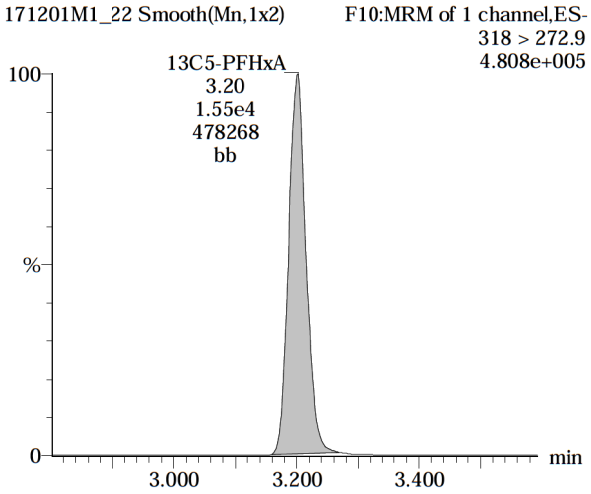

13C3-PFHxS

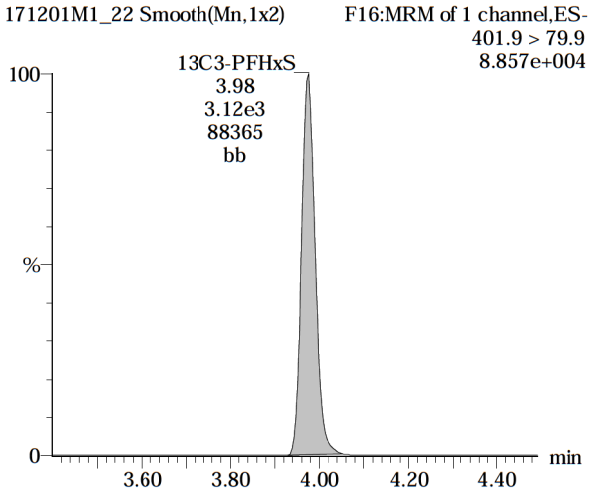

13C8-PFOS

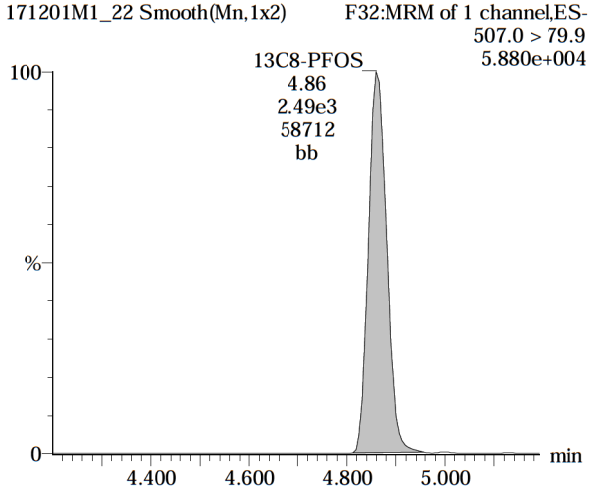

13C8-PFOA

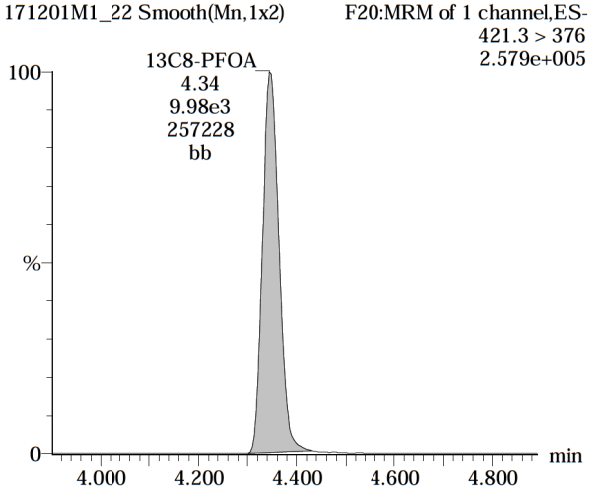

13C9-PFNA

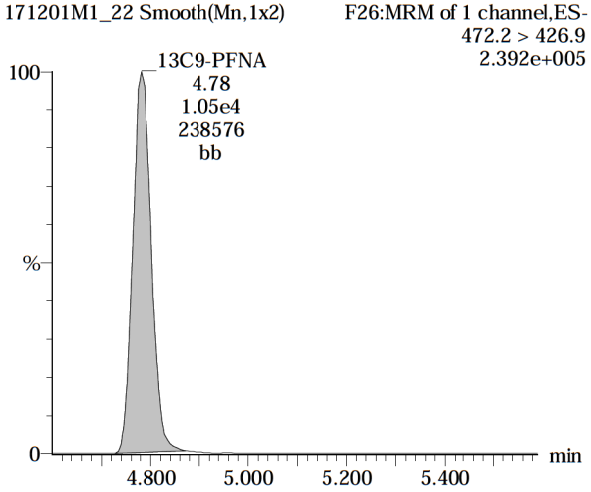

AC 12/1/17

Vista Analytical Laboratory

Rev'd: MM 12/1/17

Dataset: U:\Q4.PRO\results\171201M1\171201M1-22.qld

Last Altered: Friday, December 01, 2017 20:38:53 Pacific Standard Time
Printed: Friday, December 01, 2017 20:39:27 Pacific Standard Time

Name: 171201M1_22, Date: 01-Dec-2017, Time: 18:54:48, ID: 1701663-14 TRUAX-06-SB02-110717-4.5-5.0 1.27, Description: TRUAX-06-SB02-110717-4.5-5.0

13C4-PFOS

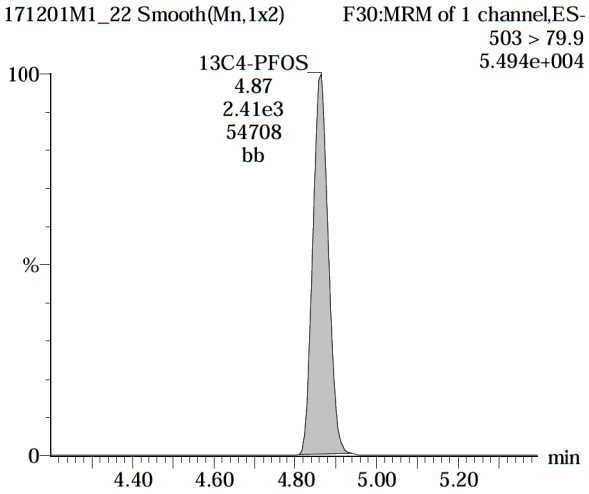

AC 12/1/17

Vista Analytical Laboratory

Rev'd: MM 12/1/17

Dataset: U:\Q4.PRO\results\171130M1\171130M1-72.qld

Last Altered: Friday, December 01, 2017 21:04:09 Pacific Standard Time
Printed: Friday, December 01, 2017 21:04:41 Pacific Standard Time

Method: U:\Q4.PRO\MethDB\PFAS_FULL_80C_112917.mdb 29 Nov 2017 15:16:56
Calibration: U:\Q4.PRO\CurveDB\C18_VAL-PFAS_Q4_11-29-17_FULL.cdb 29 Nov 2017 15:34:31

Name: 171130M1_72, Date: 30-Nov-2017, Time: 22:23:10, ID: 1701663-15 TRUAX-09-SB03-110717-3.5-4.0 1.29, Description: TRUAX-09-SB03-110717-3.5-4.0

	#	Name	Trace	Area	IS Area	Wt./Vol.	RRF	Pred.RT	RT	y Axis Resp.	Conc.	%Rec
1	3	PFBS	299.0 > 79.7		1.15e3	1.0476		2.90				
2	5	PFHpA	363.0 > 318.9		6.47e3	1.0476		4.03				
3	6	L-PFHxS	398.9 > 79.6	2.83e1	8.78e2	1.0476		4.19	4.00	0.403	0.260	
4	9	L-PFOA	413 > 368.7	1.78e2	8.36e3	1.0476		4.26	4.37	0.266		
5	12	PFNA	463.0 > 418.8	2.24e1	7.82e3	1.0476		5.00	4.81	0.0358		
6	14	L-PFOS	499 > 79.9		2.16e3	1.0476		5.08				
7	33	13C3-PFBS	302. > 98.8	1.15e3	1.38e4	1.0476	0.094	2.90	2.72	1.04	10.6	88.6
8	34	13C2-PFHxA	315 > 269.8	3.26e3	1.38e4	1.0476	0.738	3.40	3.22	2.95	3.82	80.1
9	35	13C4-PFHpA	367.2 > 321.8	6.47e3	1.38e4	1.0476	0.580	4.03	3.85	5.87	9.66	81.0
10	36	18O2-PFHxS	403.0 > 102.6	8.78e2	2.43e3	1.0476	0.438	4.17	4.00	4.53	9.86	82.6
11	37	13C2-6:2 FTS	429.1 > 408.9	2.02e3	9.85e3	1.0476	0.279	4.49	4.32	2.56	8.77	73.5
12	38	13C2-PFOA	414.9 > 369.7	8.36e3	9.85e3	1.0476	0.912	4.54	4.37	10.6	11.1	93.1
13	39	13C5-PFNA	468.2 > 422.9	7.82e3	1.00e4	1.0476	0.944	4.97	4.81	9.75	9.86	82.6
14	40	13C8-PFOSA	506.1 > 77.7	6.81e2	4.97e3	1.0476	0.444	5.02	4.86	1.71	3.68	30.9
15	41	13C8-PFOS	507.0 > 79.9	2.16e3	2.74e3	1.0476	1.038	5.05	4.89	9.84	9.04	75.8
16	55	13C5-PFHxA	318 > 272.9	1.38e4	1.38e4	1.0476	1.000	3.40	3.22	12.5	11.9	100.0
17	56	13C3-PFHxS	401.9 > 79.9	2.43e3	2.43e3	1.0476	1.000	4.17	4.00	12.5	11.9	100.0
18	57	13C8-PFOA	421.3 > 376	9.85e3	9.85e3	1.0476	1.000	4.54	4.37	12.5	11.9	100.0
19	58	13C9-PFNA	472.2 > 426.9	1.00e4	1.00e4	1.0476	1.000	4.97	4.81	12.5	11.9	100.0
20	59	13C4-PFOS	503 > 79.9	2.74e3	2.74e3	1.0476	1.000	5.05	4.89	12.5	11.9	100.0
21	60	13C6-PFDA	519.1 > 473.7	5.85e3	5.85e3	1.0476	1.000	5.34	5.18	12.5	11.9	100.0
22	61	13C7-PFUdA	570.1 > 524.8	4.97e3	4.97e3	1.0476	1.000	5.66	5.50	12.5	11.9	100.0
23	62	Total PFHxS	398.9 > 79.6	2.83e1	8.78e2	1.0476		4.17		0.403	0.260	
24	63	Total PFOA	413 > 368.7	1.78e2	8.36e3	1.0476		4.26		0.000		
25	64	Total PFOS	499 > 79.9	0.00e0	2.16e3	1.0476		4.77		0.000		

AC 12/1/17

Vista Analytical Laboratory

Rev'd: MM 12/1/17

Dataset: U:\Q4.PRO\results\171130M1\171130M1-72.qld

Last Altered: Friday, December 01, 2017 21:04:09 Pacific Standard Time
Printed: Friday, December 01, 2017 21:04:41 Pacific Standard Time

Method: U:\Q4.PRO\MethDB\PFAS_FULL_80C_112917.mdb 29 Nov 2017 15:16:56
Calibration: U:\Q4.PRO\CurveDB\C18_VAL-PFAS_Q4_11-29-17_FULL.cdb 29 Nov 2017 15:34:31

Name: 171130M1_72, Date: 30-Nov-2017, Time: 22:23:10, ID: 1701663-15 TRUAX-09-SB03-110717-3.5-4.0 1.29, Description: TRUAX-09-SB03-110717-3.5-4.0

PFBS

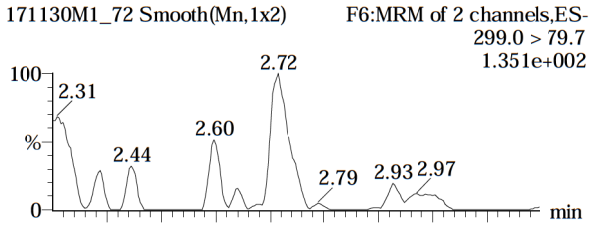

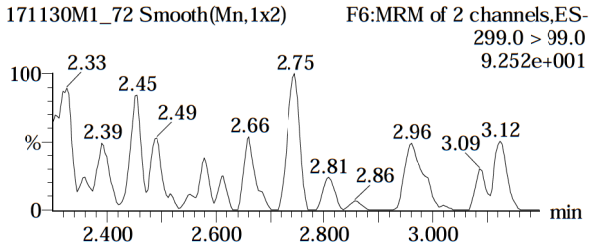

PFHpA

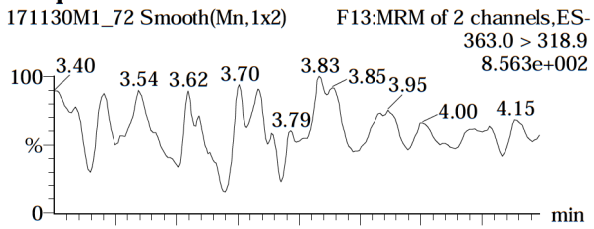

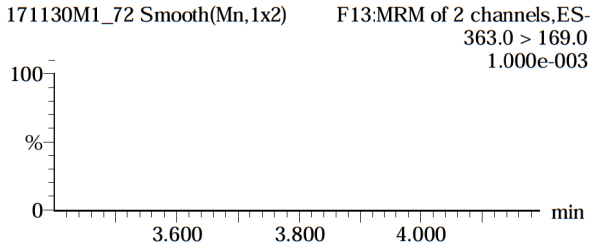

Total PFHxS

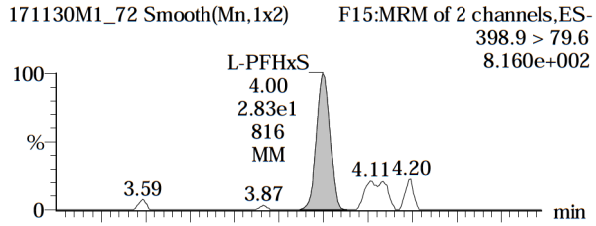

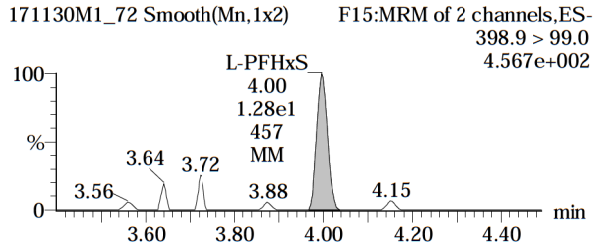

13C3-PFBS

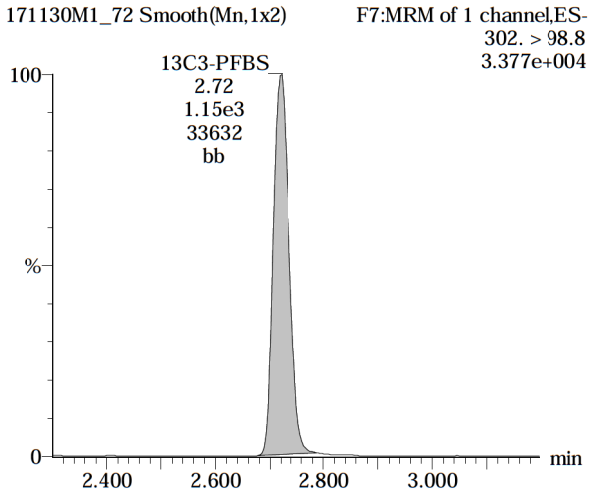

13C4-PFHpA

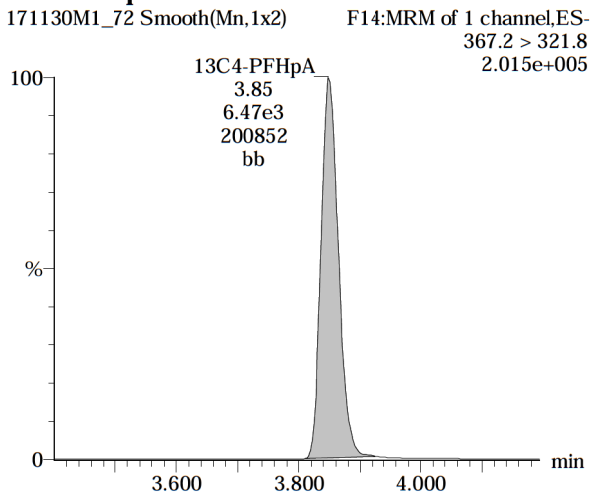

18O2-PFHxS

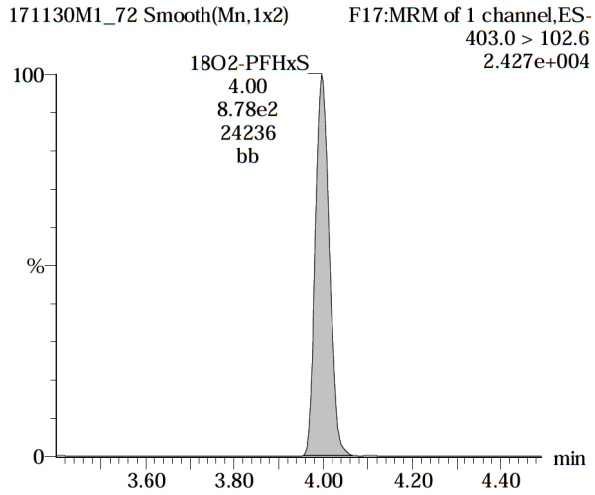

AC 12/1/17

Dataset: U:\Q4.PRO\results\171130M1\171130M1-72.qld

Last Altered: Friday, December 01, 2017 21:04:09 Pacific Standard Time
Printed: Friday, December 01, 2017 21:04:41 Pacific Standard Time

Name: 171130M1_72, Date: 30-Nov-2017, Time: 22:23:10, ID: 1701663-15 TRUAX-09-SB03-110717-3.5-4.0 1.29, Description: TRUAX-09-SB03-110717-3.5-4.0

Total PFOA

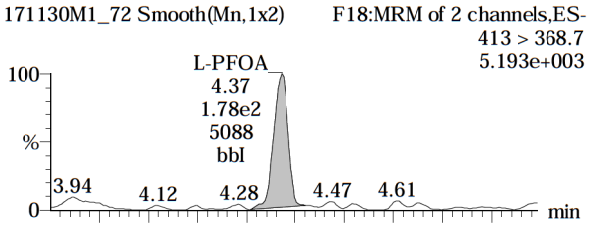

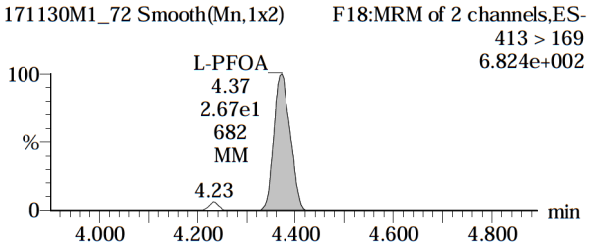

PFNA

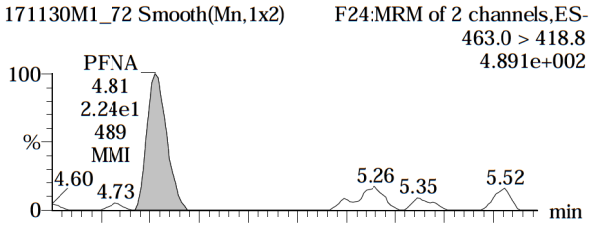

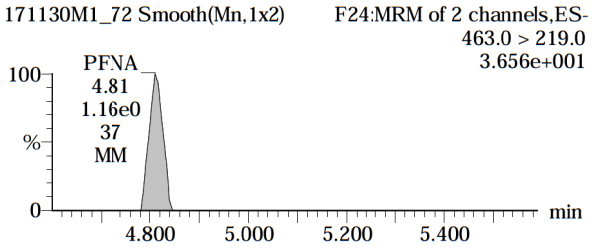

Total PFOS

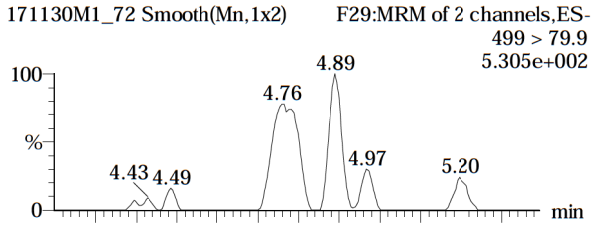

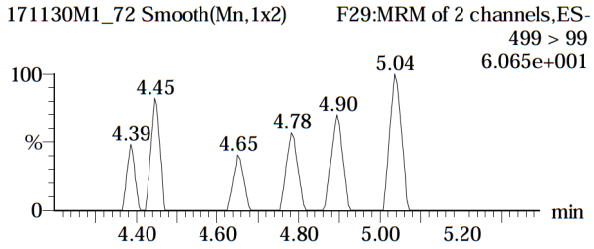

13C2-PFOA

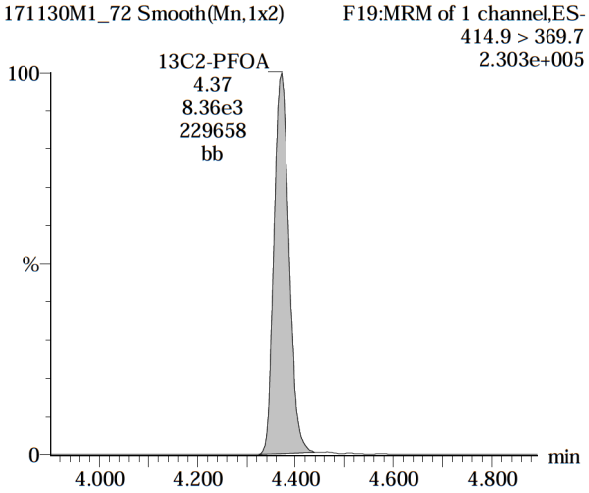

13C5-PFNA

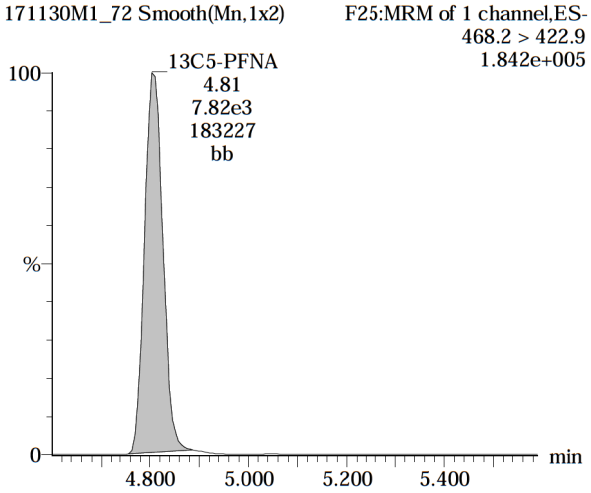

13C8-PFOS

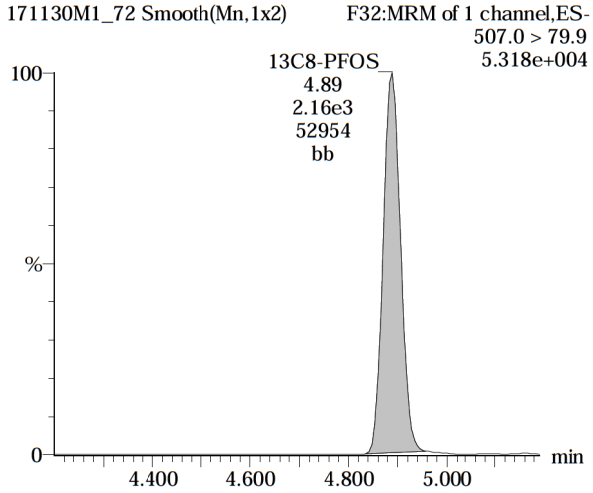

AC 12/1/17

Vista Analytical Laboratory

Rev'd: MM 12/1/17

Dataset: U:\Q4.PRO\results\171130M1\171130M1-72.qld

Last Altered: Friday, December 01, 2017 21:04:09 Pacific Standard Time
Printed: Friday, December 01, 2017 21:04:41 Pacific Standard Time

Name: 171130M1_72, Date: 30-Nov-2017, Time: 22:23:10, ID: 1701663-15 TRUAX-09-SB03-110717-3.5-4.0 1.29, Description: TRUAX-09-SB03-110717-3.5-4.0

TCDA

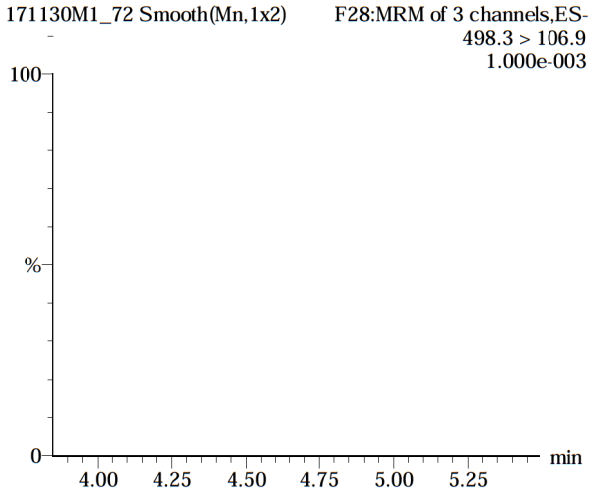

13C5-PFHxA

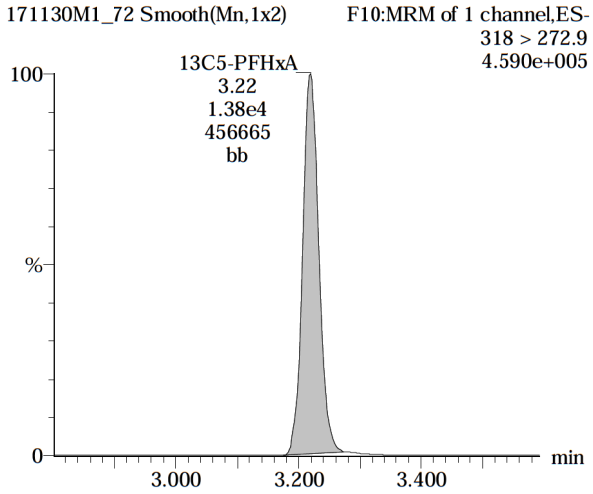

13C3-PFHxS

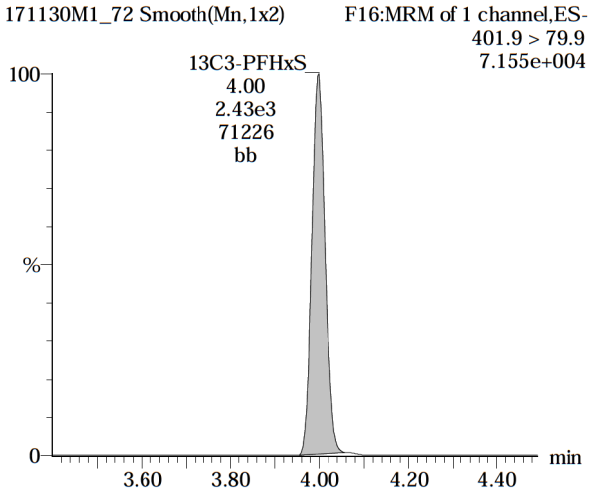

13C8-PFOS

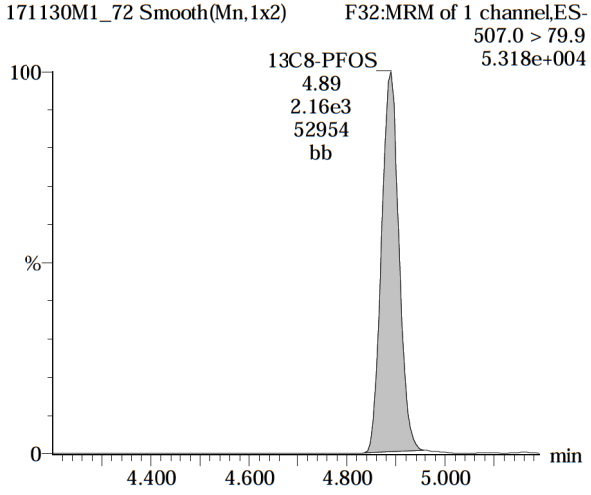

13C8-PFOA

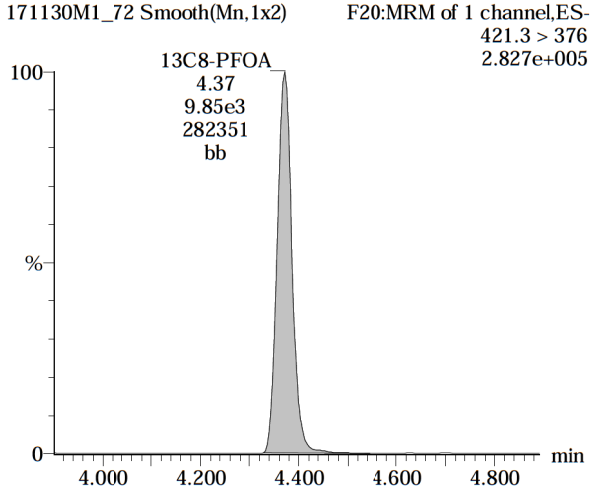

13C9-PFNA

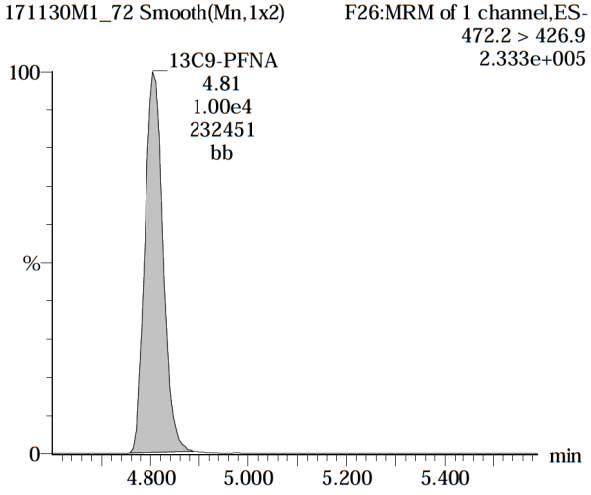

AC 12/1/17

Vista Analytical Laboratory

Rev'd: MM 12/1/17

Dataset: U:\Q4.PRO\results\171130M1\171130M1-72.qld

Last Altered: Friday, December 01, 2017 21:04:09 Pacific Standard Time
Printed: Friday, December 01, 2017 21:04:41 Pacific Standard Time

Name: 171130M1_72, Date: 30-Nov-2017, Time: 22:23:10, ID: 1701663-15 TRUAX-09-SB03-110717-3.5-4.0 1.29, Description: TRUAX-09-SB03-110717-3.5-4.0

13C4-PFOS

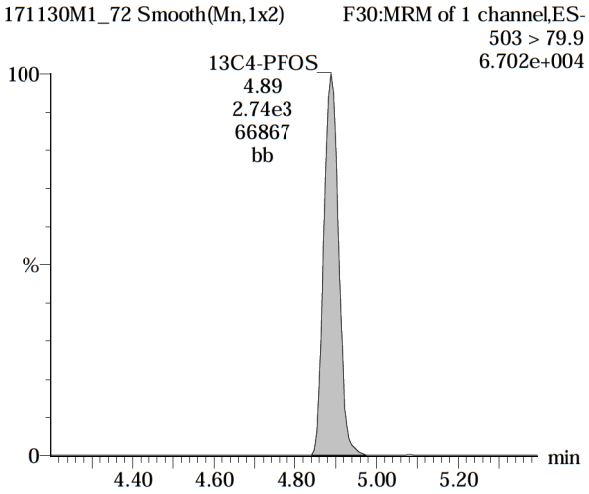

AC 12/1/17

Vista Analytical Laboratory

Rev'd: MM 12/1/17

Dataset: U:\Q4.PRO\results\171201M1\171201M1-23.qld

Last Altered: Friday, December 01, 2017 20:40:22 Pacific Standard Time
Printed: Friday, December 01, 2017 20:41:04 Pacific Standard Time

Method: U:\Q4.PRO\MethDB\PFAS_FULL_80C_113017.mdb 01 Dec 2017 12:18:40
Calibration: U:\Q4.PRO\CurveDB\C18_VAL-PFAS_Q4_11-30-17_FULL.cdb 01 Dec 2017 12:17:32

Name: 171201M1_23, Date: 01-Dec-2017, Time: 19:05:58, ID: 1701663-16 TRUAX-09-SB03-110717-6.5-7.0 1.34, Description: TRUAX-09-SB03-110717-6.5-7.0

	#	Name	Trace	Area	IS Area	Wt./Vol.	RRF	Pred.RT	RT	y Axis Resp.	Conc.	%Rec
1	3	PFBS	299.0 > 79.7		1.09e3	1.0546		2.90				
2	5	PFHpA	363.0 > 318.9		6.20e3	1.0546		4.03				
3	6	L-PFHxS	398.9 > 79.6		9.09e2	1.0546		4.19				
4	9	L-PFOA	413 > 368.7	1.71e2	7.73e3	1.0546		4.26	4.35	0.277	0.0529	
5	12	PFNA	463.0 > 418.8		7.30e3	1.0546		5.00				
6	14	L-PFOS	499 > 79.9		2.16e3	1.0546		5.08				
7	33	13C3-PFBS	302. > 98.8	1.09e3	1.37e4	1.0546	0.092	2.90	2.71	0.997	10.3	87.0
8	34	13C2-PFHxA	315 > 269.8	3.46e3	1.37e4	1.0546	0.738	3.40	3.21	3.17	4.07	85.9
9	35	13C4-PFHpA	367.2 > 321.8	6.20e3	1.37e4	1.0546	0.564	4.03	3.83	5.67	9.53	80.4
10	36	18O2-PFHxS	403.0 > 102.6	9.09e2	2.55e3	1.0546	0.407	4.17	3.98	4.46	10.4	87.6
11	37	13C2-6:2 FTS	429.1 > 408.9	2.09e3	9.45e3	1.0546	0.265	4.49	4.29	2.77	9.91	83.6
12	38	13C2-PFOA	414.9 > 369.7	7.73e3	9.45e3	1.0546	1.026	4.54	4.35	10.2	9.45	79.7
13	39	13C5-PFNA	468.2 > 422.9	7.30e3	8.40e3	1.0546	0.942	4.97	4.78	10.9	10.9	92.3
14	40	13C8-PFOSA	506.1 > 77.7	7.99e2	4.05e3	1.0546	0.360	5.02	4.84	2.47	6.50	54.8
15	41	13C8-PFOS	507.0 > 79.9	2.16e3	2.06e3	1.0546	1.023	5.05	4.87	13.1	12.1	102.1
16	55	13C5-PFHxA	318 > 272.9	1.37e4	1.37e4	1.0546	1.000	3.40	3.21	12.5	11.9	100.0
17	56	13C3-PFHxS	401.9 > 79.9	2.55e3	2.55e3	1.0546	1.000	4.17	3.98	12.5	11.9	100.0
18	57	13C8-PFOA	421.3 > 376	9.45e3	9.45e3	1.0546	1.000	4.54	4.35	12.5	11.9	100.0
19	58	13C9-PFNA	472.2 > 426.9	8.40e3	8.40e3	1.0546	1.000	4.97	4.78	12.5	11.9	100.0
20	59	13C4-PFOS	503 > 79.9	2.06e3	2.06e3	1.0546	1.000	5.05	4.87	12.5	11.9	100.0
21	60	13C6-PFDA	519.1 > 473.7	5.75e3	5.75e3	1.0546	1.000	5.34	5.16	12.5	11.9	100.0
22	61	13C7-PFUdA	570.1 > 524.8	4.05e3	4.05e3	1.0546	1.000	5.66	5.48	12.5	11.9	100.0
23	62	Total PFHxS	398.9 > 79.6	0.00e0	9.09e2	1.0546		4.17		0.000		
24	63	Total PFOA	413 > 368.7	1.71e2	7.73e3	1.0546		4.26		0.277	0.0529	
25	64	Total PFOS	499 > 79.9	0.00e0	2.16e3	1.0546		4.77		0.000		

AC 12/1/17

Vista Analytical Laboratory

Rev'd: MM 12/1/17

Dataset: U:\Q4.PRO\results\171201M1\171201M1-23.qld

Last Altered: Friday, December 01, 2017 20:40:22 Pacific Standard Time
Printed: Friday, December 01, 2017 20:41:04 Pacific Standard Time

Method: U:\Q4.PRO\MethDB\PFAS_FULL_80C_113017.mdb 01 Dec 2017 12:18:40
Calibration: U:\Q4.PRO\CurveDB\C18_VAL-PFAS_Q4_11-30-17_FULL.cdb 01 Dec 2017 12:17:32

Name: 171201M1_23, Date: 01-Dec-2017, Time: 19:05:58, ID: 1701663-16 TRUAX-09-SB03-110717-6.5-7.0 1.34, Description: TRUAX-09-SB03-110717-6.5-7.0

PFBS

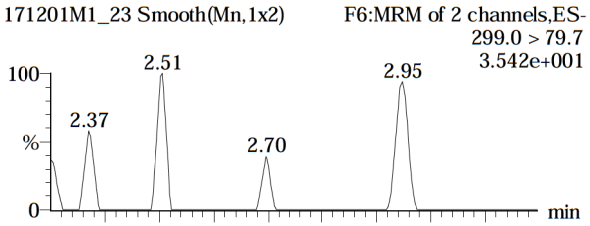

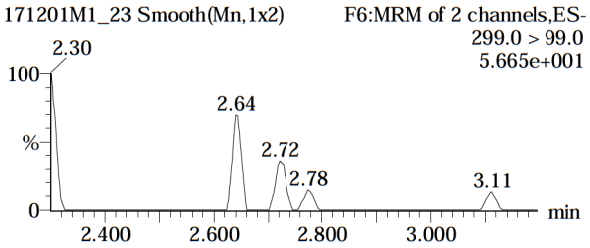

PFHpA

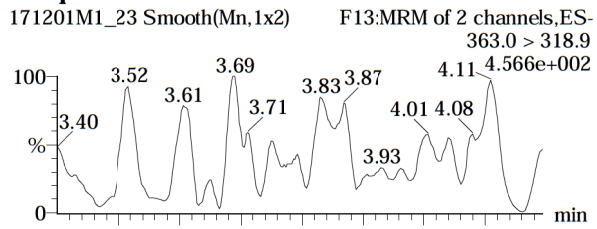

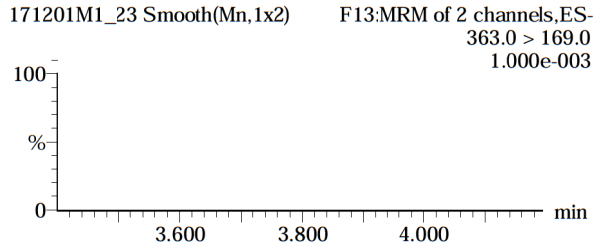

Total PFHxS

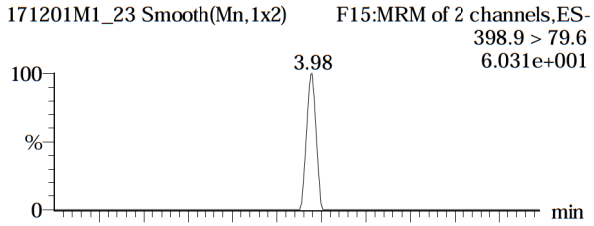

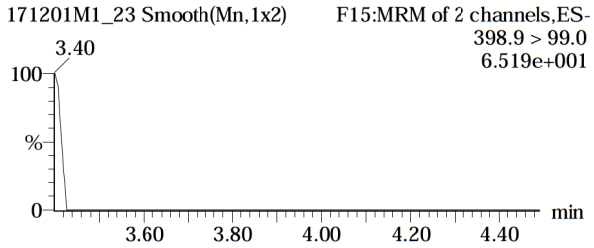

13C3-PFBS

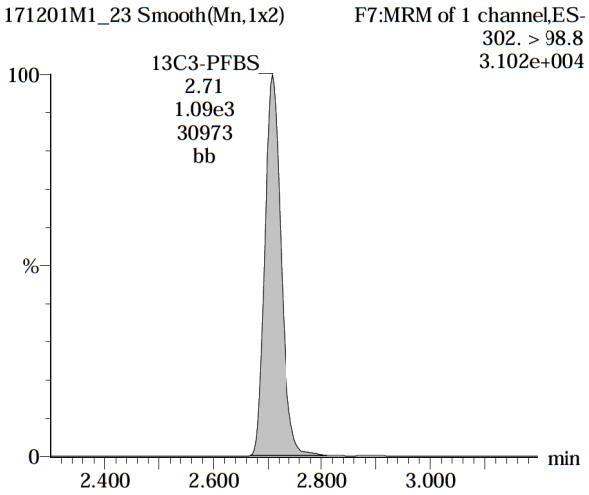

13C4-PFHpA

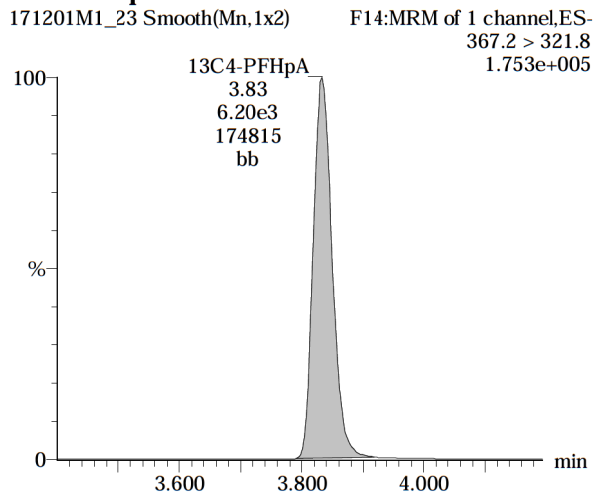

18O2-PFHxS

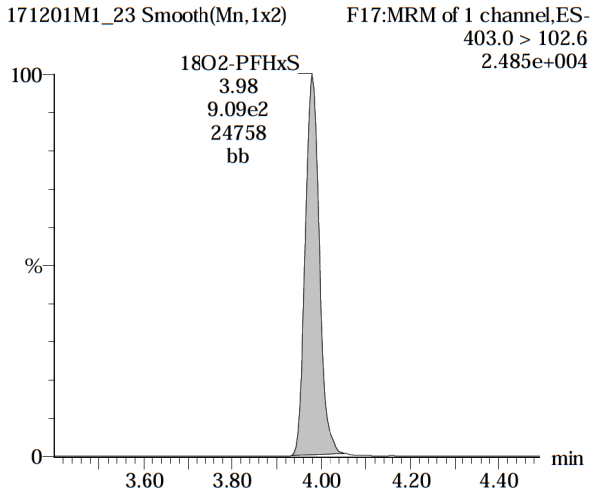

AC 12/1/17

Dataset: U:\Q4.PRO\results\171201M1\171201M1-23.qld

Last Altered: Friday, December 01, 2017 20:40:22 Pacific Standard Time
Printed: Friday, December 01, 2017 20:41:04 Pacific Standard Time

Name: 171201M1_23, Date: 01-Dec-2017, Time: 19:05:58, ID: 1701663-16 TRUAX-09-SB03-110717-6.5-7.0 1.34, Description: TRUAX-09-SB03-110717-6.5-7.0

Total PFOA

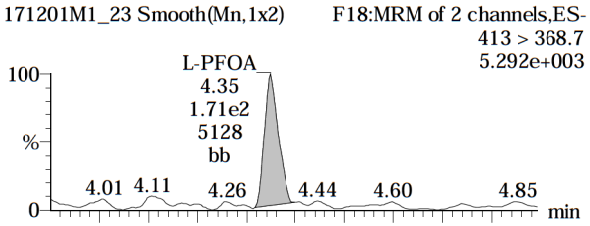

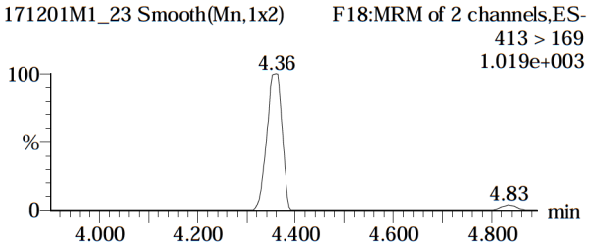

PFNA

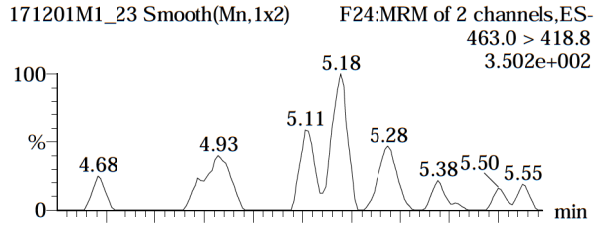

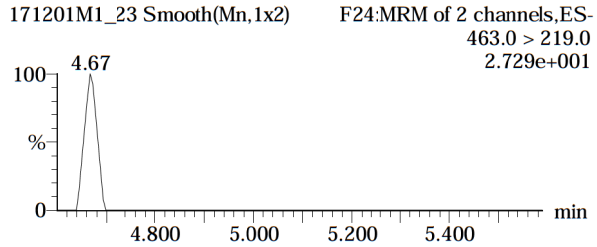

Total PFOS

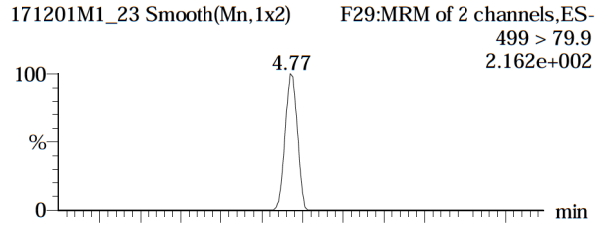

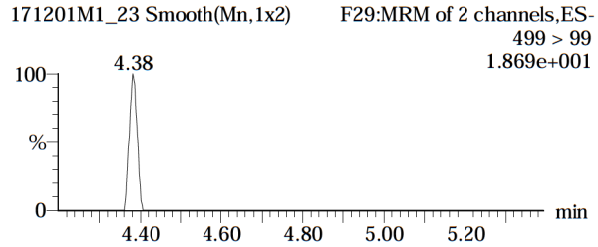

13C2-PFOA

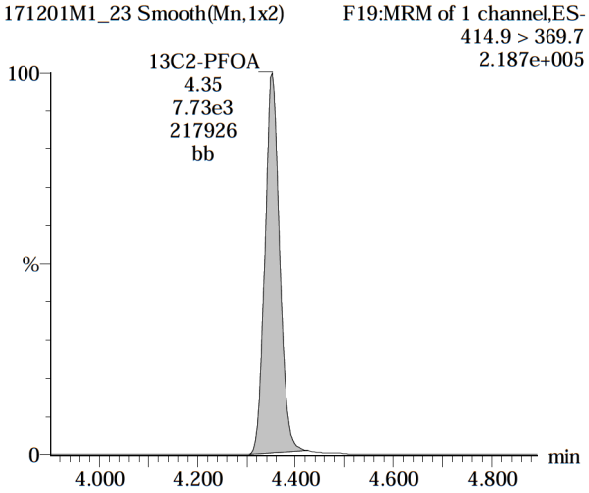

13C5-PFNA

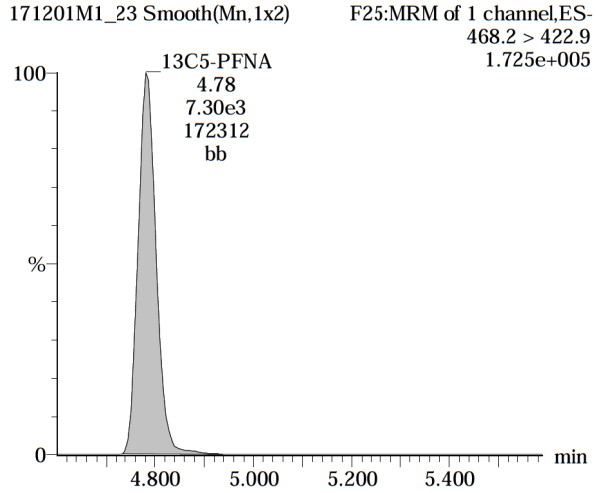

13C8-PFOS

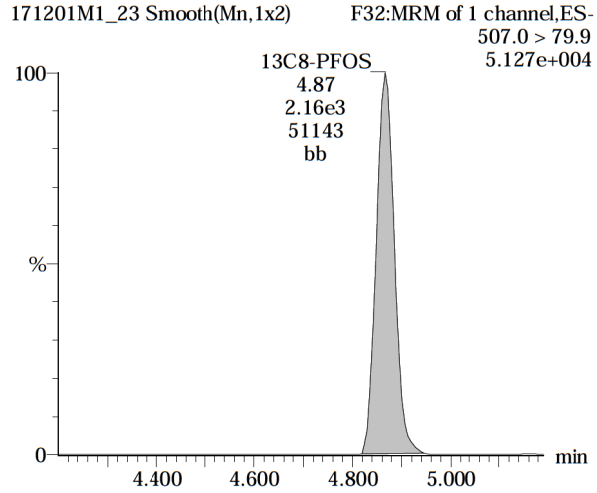

AC 12/1/17